



QUALIFYING - CLASSIFICATION

POS	NO	NAME	NAT	ENTRY	TIME	ON	LAPS	GAP	DIFF	MPH
1	43	Amanuel BRINTON	GBR	Honda - Kovara Projects / RS Racing	1:22.379	15	15			102.95
2	95	Marco MORELLI	ARG	Honda - Fibre Tec Honda	1:22.497	3	4	0.118	0.118	102.81
3	24	Ryan FROST	GBR	Honda - Fibre Tec Honda	1:22.533	11	17	0.154	0.036	102.76
4	29	Lucas BROWN	GBR	Honda - SENCAT Talent Team / Mortimer Racing	1:22.866	11	17	0.487	0.333	102.35
5	40	Julian CORREA	USA	Honda - Microlise Cresswell Racing	1:22.875	6	16	0.496	0.009	102.34
6	75	Filip SUROWIAK	GBR	Honda - Team City Lifting / RS Racing	1:22.996	5	14	0.617	0.121	102.19
7	82	Kyle PAYNE	GBR	Honda - Ilusion Racing	1:23.444	15	15	1.065	0.448	101.64
8	61	Harrison MACKAY	GBR	Honda - Wilson Racing / HMR	1:23.632	5	17	1.253	0.188	101.41
9	7	Harley McCABE	GBR	Honda - McCabe Racing by Motorbike Buyers	1:23.763	13	13	1.384	0.131	101.25
10	66	Ronnie HARRIS	GBR	Honda - Kovara Projects / RS Racing	1:24.007	13	15	1.628	0.244	100.96
11	88	Mason FOSTER	GBR	Honda - Sublime	1:24.192	18	18	1.813	0.185	100.74
12	71	Daniel GOODMAN	GBR	Honda - Fibre Tec Honda	1:24.210	10	11	1.831	0.018	100.71
13	64	Clayton EDMUNDS	GBR	Honda - Team City Lifting / RS Racing	1:24.232	5	15	1.853	0.022	100.69
14	91	Joshua RAYMOND Jnr	USA	Honda - Fibre Tec Honda	1:24.394	15	15	2.015	0.162	100.50
15	14	Bill HARRIS	GBR	Honda - Team Harris Racing / RS Racing	1:24.429	16	17	2.050	0.035	100.45
16	33	Eli BANISH	USA	Honda - Fibre Tec Honda	1:24.767	18	18	2.388	0.338	100.05
17	42	Ben JOLLIFFE	GBR	Honda - Wilson Racing	1:24.793	17	17	2.414	0.026	100.02
18	67	George BOWES	GBR	Honda - GB67 Racing	1:24.853	14	14	2.474	0.060	99.95
19	65	Alexander ROWAN	GBR	Honda - Alexander Rowan Racing	1:25.004	16	16	2.625	0.151	99.77
20	16	Jack BURROWS	GBR	Honda - Burrows Engineering / RK Racing	1:25.171	18	18	2.792	0.167	99.58
21	2	Josh BANNISTER	GBR	Honda - Fibre Tec Honda	1:25.190	18	18	2.811	0.019	99.56
22	99	Peter WILLIS	GBR	Honda - Clonlough.ie by WM Racing	1:25.197	11	13	2.818	0.007	99.55
23	19	Scott MCPHEE	GBR	Honda - SMP Racing	1:25.206	3	16	2.827	0.009	99.54
24	90	Aeziah DIVINE	BMU	Honda - SENCAT Talent Team / Mortimer Racing	1:25.236	7	17	2.857	0.030	99.50
25	11	Iwan JONES	GBR	Honda - Jones Brothers Racing	1:25.553	13	14	3.174	0.317	99.13
26	20	Greg MARSHALL	GBR	Honda - Team Marshall Racing	1:25.737	10	16	3.358	0.184	98.92
27	28	Charlie BARNES	GBR	Honda - SENCAT Talent Team / Mortimer Racing	1:29.188	2	2	6.809	3.451	95.09

QUALIFYING LAPTIME (110.0% of 1:22.379) = 1:30.616

Weather / Track : Cloudy / Dry

These results are provisional until the conclusion of any judicial and technical matters.

Date: 10/08/2024 Start: 09:30 Finish: 09:55

Thruxton: 2.3560 miles

Race Director: Stuart Higgs <i>S. Higgs</i> <small>Digitally Approved at 10:02 Saturday, 10 August 2024</small>	Stewards:	Timekeeper: Richard Evans <i>R. EVANS</i> <small>Digitally Approved at 10:01 Saturday, 10 August 2024</small>	
---	-----------	---	--

Results can be found at www.tsl-timing.com

Printed - 09:57 Saturday, 10 August 2024

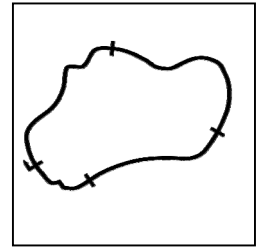


MCRCB BULLETIN TK102

2024 Bennetts British Superbike Championship - Round 7

2024 R&G British Talent Cup

QUALIFYING - SECTOR ANALYSIS



SECTOR 1 = FL to I1, SECTOR 2 = I1 to I2 SECTOR 3 = I2 to I3, SECTOR 4 = I3 to FL, DIFF = Difference To Personal Best Lap, P = Crossed Finish Line in Pit Lane, D = Time Disallowed

P1 43		Amanuel BRINTON				Honda - Kovara Projects / RS Racing						
IDEAL LAP TIME : 1:22.181		BEST LAP TIME : 1:22.379				DIFFERENCE : 0.198						
LAP	SECTOR 1	SECTOR 2		SECTOR 3		SECTOR 4		LAP TIME	MPH	DIFF	TIME OF DAY	
1 -	OUTLAP	97.5	24.654	110.1	21.146	99.8	16.724	100.7			09:32:13.416	
2 -	28.127	103.8	22.806	118.1	19.405	116.7	14.116	102.6	1:24.454	100.42	2.075	09:33:37.870
3 -	27.762	104.0	23.084	117.9	19.724	120.9	14.459	99.1	1:25.029	99.74	2.650	09:35:02.899
4 -	27.742	102.9	22.875	116.1	19.760	120.0	13.429	100.6	1:23.806	101.20	1.427	09:36:26.705
5 -	27.420	104.0	22.844	115.3	19.862	123.1	13.306	101.2	1:23.432	101.65	1.053	09:37:50.137
6 -	28.310	101.6	24.656	102.6	23.819	71.6	16.950	100.6	1:33.735	90.48	11.356	09:39:23.872
7 -	27.710	103.0	23.236	112.9	20.030	106.1	IN PIT		1:24.824	P 99.99	2.445	09:40:48.696
8 -	OUTLAP	103.4	22.958	111.8	23.820	90.1	16.269	101.9	4:23.076	32.24	3:00.697	09:45:11.772
9 -	27.398	102.2	22.739	117.5	19.377	123.3	13.442	101.6	1:22.956	102.24	0.577	09:46:34.728
10 -	27.554	104.6	22.671	117.3	19.280	124.5	13.320	101.3	1:22.825	(3) 102.40	0.446	09:47:57.553
11 -	28.147	99.5	26.327	105.5	23.561	84.6	16.618	101.0	1:34.653	89.60	12.274	09:49:32.206
12 -	27.431	104.2	22.692	117.1	19.352	122.4	13.652	104.0	1:23.127	102.03	0.748	09:50:55.333
13 -	27.403	104.2	22.554	118.1	19.383	124.9	13.335	102.2	1:22.675	(2) 102.58	0.296	09:52:18.008
14 -	27.400	103.0	22.673	117.9	19.534	108.5	14.458	101.6	1:24.065	100.89	1.686	09:53:42.073
15 -	27.343	103.8	22.440	118.5	19.092	121.1	13.504	104.3	1:22.379	(1) 102.95		09:55:04.452

P2 95		Marco MORELLI				Honda - Fibre Tec Honda						
IDEAL LAP TIME : 1:22.497		BEST LAP TIME : 1:22.497				DIFFERENCE : 0.000						
LAP	SECTOR 1	SECTOR 2		SECTOR 3		SECTOR 4		LAP TIME	MPH	DIFF	TIME OF DAY	
1 -	OUTLAP	100.3	23.429	114.7	19.810	123.8	13.467	100.6			09:32:33.557	
2 -	27.496	102.9	22.959	115.9	19.484	124.2	13.221	100.0	1:23.160	(2) 101.99	0.663	09:33:56.717
3 -	27.198	102.4	22.787	116.3	19.392	125.4	13.120	101.3	1:22.497	(1) 102.81		09:35:19.214
4 -	29.514	94.5	23.831	112.2	21.159	100.7	14.247	100.7	1:28.751	(3) 95.56	6.254	09:36:47.965

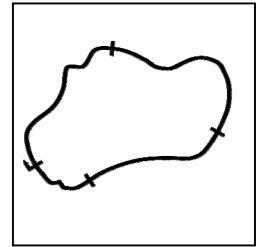
P3 24		Ryan FROST				Honda - Fibre Tec Honda						
IDEAL LAP TIME : 1:22.528		BEST LAP TIME : 1:22.533				DIFFERENCE : 0.005						
LAP	SECTOR 1	SECTOR 2		SECTOR 3		SECTOR 4		LAP TIME	MPH	DIFF	TIME OF DAY	
1 -	OUTLAP	101.0	23.626	116.9	19.933	124.7	13.559	101.5			09:32:34.324	
2 -	27.982	105.0	23.096	117.9	19.779	124.5	13.424	101.9	1:24.281	100.63	1.748	09:33:58.605
3 -	27.685	103.5	23.105	116.9	19.553	124.7	13.488	102.4	1:23.831	101.17	1.298	09:35:22.436
4 -	27.696	103.8	22.979	116.7	19.668	123.1	13.407	101.9	1:23.750	101.27	1.217	09:36:46.186
5 -	27.775	101.2	23.064	116.5	20.158	118.1	13.483	101.6	1:24.480	100.39	1.947	09:38:10.666
6 -	27.485	103.5	22.968	116.7	19.844	122.6	13.428	101.6	1:23.725	101.30	1.192	09:39:34.391
7 -	27.629	102.1	22.959	116.7	19.646	124.0	13.346	102.2	1:23.580	101.47	1.047	09:40:57.971
8 -	27.511	102.6	23.012	116.5	19.628	123.1	13.266	102.6	1:23.417	(2) 101.67	0.884	09:42:21.388
9 -	27.751	101.8	23.113	115.9	19.673	123.8	13.565	101.8	1:24.102	100.84	1.569	09:43:45.490
10 -	27.562	100.0	22.893	118.7	19.758	125.6	13.484	102.4	1:23.697	101.33	1.164	09:45:09.187
11 -	27.322	105.1	22.551	116.9	19.389	125.9	13.271	101.9	1:22.533	(1) 102.76		09:46:31.720
12 -	32.783	92.1	26.564	106.5	20.970	117.3	13.406	102.4	1:33.723	90.49	11.190	09:48:05.443
13 -	27.629	101.3	22.974	117.7	19.453	127.5	IN PIT		1:23.143	P 102.01	0.610	09:49:28.586
14 -	OUTLAP	88.4	26.116	101.5	26.925	65.7	15.791	102.4	2:00.892	70.15	38.359	09:51:29.478
15 -	27.579	104.3	22.622	120.0	19.871	125.6	13.400	102.4	1:23.472	101.61	0.939	09:52:52.950
16 -	27.545	103.2	22.922	116.5	19.621	124.2	13.333	102.7	1:23.421	(3) 101.67	0.888	09:54:16.371
17 -	27.549	102.1	23.424	113.9	21.332	109.8	13.774	96.6	1:26.079	98.53	3.546	09:55:42.450

MCRCB BULLETIN TK102

2024 Bennetts British Superbike Championship - Round 7

2024 R&G British Talent Cup

QUALIFYING - SECTOR ANALYSIS



SECTOR 1 = FL to I1, SECTOR 2 = I1 to I2 SECTOR 3 = I2 to I3, SECTOR 4 = I3 to FL, DIFF = Difference To Personal Best Lap, P = Crossed Finish Line in Pit Lane, D = Time Disallowed

P4 29		Lucas BROWN				Honda - SENCAT Talent Team / Mortimer Racing					
IDEAL LAP TIME : 1:22.368		BEST LAP TIME : 1:22.866				DIFFERENCE : 0.498					
LAP	SECTOR 1	SECTOR 2		SECTOR 3		SECTOR 4		LAP TIME	MPH	DIFF	TIME OF DAY
1 -	OUTLAP	96.9	24.140	113.1	22.372	54.7	16.820	99.7			09:32:12.404
2 -	28.011	103.4	23.237	115.9	19.698	122.6	13.362	99.5	1:24.308	100.60	1.442 09:33:36.712
3 -	27.782	102.4	23.063	115.5	19.857	123.5	13.358	101.2	1:24.060	100.89	1.194 09:35:00.772
4 -	27.461	102.4	23.044	115.9	19.982	120.9	13.283	99.7	1:23.770	101.24	0.904 09:36:24.542
5 -	27.453	97.2	25.753	112.4	19.933	120.6	13.565	100.3	1:26.704	97.82	3.838 09:37:51.246
6 -	27.552	102.9	24.592	100.7	22.953	81.7	16.191	99.4	1:31.288	92.91	8.422 09:39:22.534
7 -	28.057	97.6	24.243	110.1	20.147	103.5	15.450	98.8	1:27.897	96.49	5.031 09:40:50.431
8 -	27.782	102.4	22.908	116.5	19.795	121.1	13.532	99.2	1:24.017	100.95	1.151 09:42:14.448
9 -	27.672	101.9	23.294	113.9	20.065	106.8	14.077	98.9	1:25.108	99.65	2.242 09:43:39.556
10 -	27.514	101.0	24.088	100.9	24.155	63.7	15.187	99.5	1:30.944	93.26	8.078 09:45:10.500
11 -	27.228	102.4	22.770	117.5	19.813	123.1	13.055	101.0	1:22.866 (1)	102.35	09:46:33.366
12 -	27.444	100.9	23.227	113.9	20.350	108.7	17.345	99.8	1:28.366	95.98	5.500 09:48:01.732
13 -	27.534	101.2	23.437	115.5	20.195	94.6	16.088	100.3	1:27.254	97.20	4.388 09:49:28.986
14 -	27.380	103.5	23.052	114.1	19.822	122.0	13.191	100.0	1:23.445 (3)	101.64	0.579 09:50:52.431
15 -	27.414	103.0	22.989	119.8	19.315	125.2	13.878	90.6	1:23.596	101.45	0.730 09:52:16.027
16 -	27.668	101.8	22.807	118.7	20.367	93.7	14.178	101.6	1:25.020	99.76	2.154 09:53:41.047
17 -	27.231	102.4	22.880	120.0	19.466	125.2	13.619	101.2	1:23.196 (2)	101.94	0.330 09:55:04.243

P5 40		Julian CORREA				Honda - Microlise Cresswell Racing					
IDEAL LAP TIME : 1:22.781		BEST LAP TIME : 1:22.875				DIFFERENCE : 0.094					
LAP	SECTOR 1	SECTOR 2		SECTOR 3		SECTOR 4		LAP TIME	MPH	DIFF	TIME OF DAY
1 -	OUTLAP	98.9	23.763	116.1	19.617	118.1	14.317	101.2			09:31:36.419
2 -	28.583	102.6	23.051	117.1	19.686	124.5	13.715	102.6	1:25.035	99.74	2.160 09:33:01.454
3 -	28.348	104.2	23.142	116.9	19.772	121.7	13.576	100.6	1:24.838	99.97	1.963 09:34:26.292
4 -	27.918	102.9	23.082	115.5	19.606	123.3	13.401	101.2	1:24.007	100.96	1.132 09:35:50.299
5 -	27.788	102.7	22.845	115.3	19.566	123.3	13.397	100.7	1:23.596	101.45	0.721 09:37:13.895
6 -	27.655	103.0	22.666	117.3	19.290	124.7	13.264	100.7	1:22.875 (1)	102.34	09:38:36.770
7 -	27.687	103.2	24.291	100.9	22.734	103.2	14.547	100.0	1:29.259	95.02	6.384 09:40:06.029
8 -	28.442	98.8	23.362	112.9	19.907	115.7	IN PIT		1:26.074 P	98.53	3.199 09:41:32.103
9 -	OUTLAP	95.0	25.235	102.9	22.476	103.5	14.254	100.7	3:01.045	46.84	1:38.170 09:44:33.148
10 -	27.969	103.4	22.845	115.1	20.806	104.2	14.795	101.0	1:26.415	98.14	3.540 09:45:59.563
11 -	27.610	104.5	22.617	116.7	19.713	122.9	13.542	100.9	1:23.482 (3)	101.59	0.607 09:47:23.045
12 -	27.906	101.9	22.749	116.1	19.569	124.2	13.436	100.6	1:23.660	101.38	0.785 09:48:46.705
13 -	27.747	101.2	22.846	115.5	19.545	121.1	IN PIT		1:23.066 P	102.10	0.191 09:50:09.771
14 -	OUTLAP	94.3	24.801	104.0	24.652	110.1	13.903	101.6	2:05.785	67.42	42.910 09:52:15.556
15 -	27.693	102.7	22.701	117.7	19.796	112.2	14.361	101.3	1:24.551	100.31	1.676 09:53:40.107
16 -	27.694	104.8	22.753	117.5	19.544	124.2	13.403	100.9	1:23.394 (2)	101.70	0.519 09:55:03.501

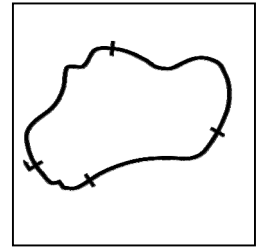
P6 75		Filip SUROWIAK				Honda - Team City Lifting / RS Racing					
IDEAL LAP TIME : 1:22.798		BEST LAP TIME : 1:22.996				DIFFERENCE : 0.198					
LAP	SECTOR 1	SECTOR 2		SECTOR 3		SECTOR 4		LAP TIME	MPH	DIFF	TIME OF DAY
1 -	OUTLAP	96.2	27.346	101.2	20.933	112.0	14.328	99.1			09:32:11.315
2 -	28.846	101.8	23.316	114.3	19.890	121.3	13.648	101.9	1:25.700	98.96	2.704 09:33:37.015
3 -	27.843	103.8	22.922	116.7	19.515	124.9	13.348	101.5	1:23.628	101.42	0.632 09:35:00.643
4 -	28.108	100.6	23.595	108.5	21.675	114.3	13.824	102.1	1:27.202	97.26	4.206 09:36:27.845
5 -	27.530	106.0	22.741	120.2	19.431	124.9	13.294	101.8	1:22.996 (1)	102.19	09:37:50.841
6 -	27.934	98.8	26.700	90.3	22.212	100.9	IN PIT		1:30.539 P	93.67	7.543 09:39:21.380
7 -	OUTLAP	103.5	23.044	111.4	21.345	115.9	13.873	100.0	5:46.012	24.51	4:23.016 09:45:07.392
8 -	28.969	102.4	22.727	115.1	19.595	122.0	13.315	103.2	1:24.606	100.24	1.610 09:46:31.998
9 -	30.119	99.1	23.333	116.7	20.062	102.9	14.499	101.5	1:28.013	96.36	5.017 09:48:00.011
10 -	27.934	104.3	22.667	116.1	19.637	125.2	13.418	100.9	1:23.656	101.38	0.660 09:49:23.667
11 -	27.762	100.9	24.549	100.4	20.636	110.1	13.751	101.2	1:26.698	97.82	3.702 09:50:50.365
12 -	27.605	103.2	22.661	114.5	19.845	122.4	13.258	101.0	1:23.369 (3)	101.73	0.373 09:52:13.734
13 -	29.595	95.1	23.064	116.3	20.546	116.7	13.902	102.7	1:27.107	97.37	4.111 09:53:40.841
14 -	27.541	105.0	22.700	118.5	19.349	124.9	13.505	102.7	1:23.095 (2)	102.07	0.099 09:55:03.936

MCRCB BULLETIN TK102

2024 Bennetts British Superbike Championship - Round 7

2024 R&G British Talent Cup

QUALIFYING - SECTOR ANALYSIS



SECTOR 1 = FL to I1, SECTOR 2 = I1 to I2 SECTOR 3 = I2 to I3, SECTOR 4 = I3 to FL, DIFF = Difference To Personal Best Lap, P = Crossed Finish Line in Pit Lane, D = Time Disallowed

P7 82		Kyle PAYNE						Honda - Illusion Racing					
IDEAL LAP TIME : 1:23.283		BEST LAP TIME : 1:23.444				DIFFERENCE : 0.161							
LAP	SECTOR 1	SECTOR 2		SECTOR 3		SECTOR 4		LAP TIME	MPH	DIFF	TIME OF DAY		
1 -	OUTLAP	99.1	24.280	113.5	20.273	110.5	14.757	100.9			09:31:36.207		
2 -	29.242	101.9	23.013	116.1	19.728	115.9	14.372	101.3	1:26.355	98.21	2.911	09:33:02.562	
3 -	28.590	102.4	23.264	117.9	19.645	115.5	14.179	101.9	1:25.678	98.99	2.234	09:34:28.240	
4 -	28.375	102.4	23.336	115.1	19.713	121.1	13.791	101.3	1:25.215	99.53	1.771	09:35:53.455	
5 -	28.078	102.1	22.860	112.9	20.115	116.3	14.192	102.6	1:25.245	99.49	1.801	09:37:18.700	
6 -	28.269	103.5	23.514	117.1	19.705	110.9	14.431	102.7	1:25.919	98.71	2.475	09:38:44.619	
7 -	28.320	103.4	23.087	115.5	20.172	115.7	14.055	102.7	1:25.634	99.04	2.190	09:40:10.253	
8 -	29.128	102.1	23.260	115.5	20.697	99.4	IN PIT		1:28.624	P	95.70	5.180	09:41:38.877
9 -	OUTLAP	96.1	24.440	107.5	21.362	108.0	15.269	95.8	4:51.606	29.08	3:28.162	09:46:30.483	
10 -	29.369	97.9	24.170	111.8	20.447	107.8	14.083	100.6	1:28.069	96.30	4.625	09:47:58.552	
11 -	28.177	102.1	24.248	99.5	20.506	117.9	13.645	101.5	1:26.576	97.96	3.132	09:49:25.128	
12 -	28.035	102.2	23.618	114.9	20.044	107.5	13.996	102.4	1:25.693	98.97	2.249	09:50:50.821	
13 -	28.333	101.5	23.143	115.1	19.699	120.0	13.984	97.5	1:25.159	(3)	99.59	1.715	09:52:15.980
14 -	28.184	101.0	22.945	117.5	19.484	123.1	13.720	102.4	1:24.333	(2)	100.57	0.889	09:53:40.313
15 -	27.719	103.8	22.603	119.6	19.645	124.2	13.477	101.8	1:23.444	(1)	101.64		09:55:03.757

P8 61		Harrison MACKAY						Honda - Wilson Racing / HMR					
IDEAL LAP TIME : 1:23.327		BEST LAP TIME : 1:23.632				DIFFERENCE : 0.305							
LAP	SECTOR 1	SECTOR 2		SECTOR 3		SECTOR 4		LAP TIME	MPH	DIFF	TIME OF DAY		
1 -	OUTLAP	101.6	23.783	114.7	20.076	119.8	14.018	100.7			09:31:30.351		
2 -	28.383	101.9	23.069	116.3	19.782	123.8	13.819	100.3	1:25.053	99.72	1.421	09:32:55.404	
3 -	28.213	103.4	22.762	116.9	19.546	124.2	13.646	100.9	1:24.167	100.77	0.535	09:34:19.571	
4 -	27.940	103.0	22.861	116.1	19.707	116.1	14.331	98.8	1:24.839	99.97	1.207	09:35:44.410	
5 -	27.787	103.8	22.700	116.1	19.583	123.3	13.562	100.6	1:23.632	(1)	101.41		09:37:08.042
6 -	28.475	97.6	24.580	105.8	22.646	92.4	13.936	101.3	1:29.637	94.62	6.005	09:38:37.679	
7 -	28.070	103.2	23.252	108.9	21.411	108.5	IN PIT		1:25.418	P	99.29	1.786	09:40:03.097
8 -	OUTLAP	100.1	22.985	115.9	19.500	121.7	13.703	100.4	2:12.033	64.23	48.401	09:42:15.130	
9 -	27.849	103.5	22.791	115.3	19.378	124.0	13.891	100.0	1:23.909	(2)	101.08	0.277	09:43:39.039
10 -	28.108	103.7	23.993	104.0	20.480	107.8	14.574	100.9	1:27.155	97.31	3.523	09:45:06.194	
11 -	27.860	102.2	22.817	115.7	22.067	86.1	14.020	102.7	1:26.764	97.75	3.132	09:46:32.958	
12 -	31.645	98.5	22.946	118.3	19.398	120.0	16.800	99.1	1:30.789	93.42	7.157	09:48:03.747	
13 -	27.993	102.6	22.600	117.9	19.542	100.3	17.279	100.9	1:27.414	97.02	3.782	09:49:31.161	
14 -	28.062	103.2	23.523	110.7	19.636	108.5	IN PIT		1:24.610	P	100.24	0.978	09:50:55.771
15 -	OUTLAP	98.8	23.272	114.1	19.889	122.0	13.788	100.4	1:42.524	82.72	18.892	09:52:38.295	
16 -	28.301	101.6	22.867	115.3	19.775	122.9	13.700	100.9	1:24.643	100.20	1.011	09:54:02.938	
17 -	27.963	102.4	22.798	116.3	19.627	124.2	13.683	98.6	1:24.071	(3)	100.88	0.439	09:55:27.009

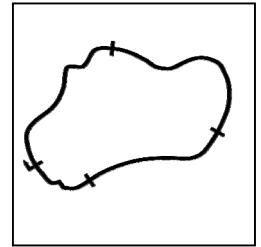
P9 7		Harley McCABE						Honda - McCabe Racing by Motorbike Buyers					
IDEAL LAP TIME : 1:23.579		BEST LAP TIME : 1:23.763				DIFFERENCE : 0.184							
LAP	SECTOR 1	SECTOR 2		SECTOR 3		SECTOR 4		LAP TIME	MPH	DIFF	TIME OF DAY		
1 -	OUTLAP	98.3	24.141	112.9	20.728	108.5	14.342	97.8			09:35:35.102		
2 -	28.540	101.6	23.753	113.3	20.189	118.5	13.630	99.1	1:26.112	98.49	2.349	09:37:01.214	
3 -	28.205	101.5	23.560	114.5	19.968	121.5	13.405	97.6	1:25.138	99.62	1.375	09:38:26.352	
4 -	27.884	102.1	23.237	115.1	19.965	119.6	13.569	98.6	1:24.655	100.19	0.892	09:39:51.007	
5 -	30.880	93.0	26.450	103.2	22.966	97.6	IN PIT		1:34.922	P	89.35	11.159	09:41:25.929
6 -	OUTLAP	100.7	23.121	115.1	19.894	120.4	14.065	97.9	3:41.425	38.30	2:17.662	09:45:07.354	
7 -	28.119	101.3	23.214	114.5	19.832	121.3	13.426	100.9	1:24.591	100.26	0.828	09:46:31.945	
8 -	29.529	100.9	23.045	114.3	19.955	112.4	15.226	98.8	1:27.755	96.65	3.992	09:47:59.700	
9 -	36.411	97.8	23.419	115.1	19.896	122.2	14.061	98.6	1:33.787	90.43	10.024	09:49:33.487	
10 -	27.894	102.4	23.108	115.3	19.760	121.7	13.458	99.8	1:24.220	100.70	0.457	09:50:57.707	
11 -	27.723	101.2	23.121	115.5	19.650	124.5	13.530	101.5	1:24.024	(3)	100.94	0.261	09:52:21.731
12 -	27.943	102.2	22.930	117.5	19.666	122.0	13.454	100.0	1:23.993	(2)	100.97	0.230	09:53:45.724
13 -	27.756	102.1	23.081	115.1	19.532	123.8	13.394	99.1	1:23.763	(1)	101.25		09:55:09.487

MCRCB BULLETIN TK102

2024 Bennetts British Superbike Championship - Round 7

2024 R&G British Talent Cup

QUALIFYING - SECTOR ANALYSIS



SECTOR 1 = FL to I1, SECTOR 2 = I1 to I2 SECTOR 3 = I2 to I3, SECTOR 4 = I3 to FL, DIFF = Difference To Personal Best Lap, P = Crossed Finish Line in Pit Lane, D = Time Disallowed

P10 66		Ronnie HARRIS				Honda - Kovara Projects / RS Racing							
IDEAL LAP TIME : 1:23.142		BEST LAP TIME : 1:24.007				DIFFERENCE : 0.865							
LAP	SECTOR 1	SECTOR 2		SECTOR 3		SECTOR 4		LAP TIME	MPH	DIFF	TIME OF DAY		
1 -	OUTLAP	100.7	25.845	101.8	21.397	108.9	14.296	100.9			09:32:11.483		
2 -	28.855	102.2	23.535	112.7	19.674	112.7	14.211	102.4	1:26.275	98.30	2.268	09:33:37.758	
3 -	28.194	103.7	23.017	118.1	19.627	122.9	14.448	101.0	1:25.286	99.44	1.279	09:35:03.044	
4 -	28.296	101.9	22.713	117.1	19.776	122.4	13.475	102.1	1:24.260	100.66	0.253	09:36:27.304	
5 -	27.762	103.0	22.998	116.7	19.751	118.3	13.668	102.2	1:24.179	(3)	100.75	0.172	09:37:51.483
6 -	27.749	103.7	24.959	100.7	22.907	91.0	14.634	99.8	1:30.249	93.98	6.242	09:39:21.732	
7 -	28.033	101.3	22.984	115.9	19.824	123.1	IN PIT		1:23.506	P	101.56		09:40:45.238
8 -	OUTLAP	100.1	23.089	114.9	19.681	116.9	14.751	97.8	4:26.157	31.86	3:02.150	09:45:11.395	
9 -	28.111	102.2	23.231	117.7	19.380	123.8	13.318	101.5	1:24.040	(2)	100.92	0.033	09:46:35.435
10 -	28.179	100.9	23.169	116.9	19.451	120.4	14.173	101.5	1:24.972	99.81	0.965	09:48:00.407	
11 -	28.779	101.6	23.645	115.3	20.011	113.1	13.570	100.9	1:26.005	98.61	1.998	09:49:26.412	
12 -	27.767	102.7	22.867	118.1	19.734	114.3	13.926	101.5	1:24.294	100.61	0.287	09:50:50.706	
13 -	27.802	103.4	22.695	117.1	19.612	122.6	13.898	98.6	1:24.007	(1)	100.96		09:52:14.713
14 -	28.096	101.6	22.999	114.9	20.011	119.1	13.547	100.6	1:24.653	100.19	0.646	09:53:39.366	
15 -	28.218	102.9	22.937	116.7	19.756	123.1	13.564	101.5	1:24.475	100.40	0.468	09:55:03.841	

P11 88		Mason FOSTER				Honda - Sublime							
IDEAL LAP TIME : 1:23.895		BEST LAP TIME : 1:24.192				DIFFERENCE : 0.297							
LAP	SECTOR 1	SECTOR 2		SECTOR 3		SECTOR 4		LAP TIME	MPH	DIFF	TIME OF DAY		
1 -	OUTLAP	98.9	24.588	112.2	20.505	120.0	14.214	99.1			09:31:33.194		
2 -	28.804	101.0	23.799	113.3	20.417	117.7	14.142	99.8	1:27.162	97.30	2.970	09:33:00.356	
3 -	28.634	101.3	23.664	113.1	20.232	116.3	13.722	101.3	1:26.252	98.33	2.060	09:34:26.608	
4 -	28.051	103.0	23.170	114.9	19.893	121.7	13.612	101.0	1:24.726	100.10	0.534	09:35:51.334	
5 -	29.143	100.4	23.692	113.1	20.559	104.8	14.394	101.9	1:27.788	96.61	3.596	09:37:19.122	
6 -	28.087	103.0	23.317	115.7	19.686	120.4	14.288	101.2	1:25.378	99.34	1.186	09:38:44.500	
7 -	28.187	104.8	23.222	115.9	20.511	104.6	15.361	100.7	1:27.281	97.17	3.089	09:40:11.781	
8 -	28.066	102.9	23.125	116.9	19.981	123.3	13.667	100.9	1:24.839	99.97	0.647	09:41:36.620	
9 -	30.542	99.4	23.685	112.0	20.572	115.3	14.202	99.4	1:29.001	95.29	4.809	09:43:05.621	
10 -	28.462	101.2	23.362	114.5	20.423	120.0	13.812	98.9	1:26.059	98.55	1.867	09:44:31.680	
11 -	28.408	100.6	23.391	112.4	20.593	107.5	14.834	100.0	1:27.226	97.23	3.034	09:45:58.906	
12 -	28.309	95.0	23.527	113.5	20.155	110.9	13.843	100.7	1:25.834	98.81	1.642	09:47:24.740	
13 -	28.064	101.6	23.056	115.3	19.670	122.2	13.683	101.2	1:24.473	(2)	100.40	0.281	09:48:49.213
14 -	31.430	97.9	23.662	112.7	20.228	110.5	14.541	98.6	1:29.861	94.38	5.669	09:50:19.074	
15 -	28.298	101.9	23.584	113.5	21.174	102.9	15.149	100.3	1:28.205	96.15	4.013	09:51:47.279	
16 -	28.090	102.2	23.414	114.3	19.982	115.3	14.473	100.9	1:25.959	98.67	1.767	09:53:13.238	
17 -	28.201	101.3	23.200	115.7	19.638	117.9	13.665	102.1	1:24.704	(3)	100.13	0.512	09:54:37.942
18 -	27.804	105.0	23.019	113.3	19.935	123.1	13.434	100.3	1:24.192	(1)	100.74		09:56:02.134

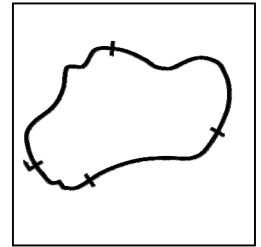
P12 71		Daniel GOODMAN				Honda - Fibre Tec Honda							
IDEAL LAP TIME : 1:24.108		BEST LAP TIME : 1:24.210				DIFFERENCE : 0.102							
LAP	SECTOR 1	SECTOR 2		SECTOR 3		SECTOR 4		LAP TIME	MPH	DIFF	TIME OF DAY		
1 -	OUTLAP	95.4	25.702	97.3	23.041	105.1	14.942	96.1			09:32:33.556		
2 -	28.678	100.7	23.432	114.5	19.805	120.0	13.733	98.5	1:25.648	99.02	1.438	09:33:59.204	
3 -	28.051	99.8	23.223	113.1	19.760	120.4	13.751	98.6	1:24.785	100.03	0.575	09:35:23.989	
4 -	28.178	101.2	23.142	113.9	20.248	117.9	13.884	99.2	1:25.452	99.25	1.242	09:36:49.441	
5 -	28.118	101.6	23.385	113.9	20.016	116.7	IN PIT		1:24.556	P	100.30	0.346	09:38:13.997
6 -	OUTLAP	98.8	23.982	104.2	20.577	115.1	13.944	98.8	10:24.218	13.58	9:00.008	09:48:38.215	
7 -	28.184	101.3	23.076	116.3	19.806	122.9	13.515	99.2	1:24.581	(3)	100.27	0.371	09:50:02.796
8 -	27.946	103.7	23.341	114.7	19.743	118.7	13.797	99.8	1:24.827	99.98	0.617	09:51:27.623	
9 -	28.246	102.7	23.598	113.5	20.303	121.7	13.587	100.1	1:25.734	98.92	1.524	09:52:53.357	
10 -	27.897	102.4	23.042	114.5	19.654	121.3	13.617	100.3	1:24.210	(1)	100.71		09:54:17.567
11 -	27.979	101.5	23.073	115.3	19.743	122.4	13.609	98.9	1:24.404	(2)	100.48	0.194	09:55:41.971

MCRCB BULLETIN TK102

2024 Bennetts British Superbike Championship - Round 7

2024 R&G British Talent Cup

QUALIFYING - SECTOR ANALYSIS



SECTOR 1 = FL to I1, SECTOR 2 = I1 to I2 SECTOR 3 = I2 to I3, SECTOR 4 = I3 to FL, DIFF = Difference To Personal Best Lap, P = Crossed Finish Line in Pit Lane, D = Time Disallowed

P13 64 Clayton EDMUNDS		Honda - Team City Lifting / RS Racing										
IDEAL LAP TIME : 1:23.588		BEST LAP TIME : 1:24.232				DIFFERENCE : 0.644						
LAP	SECTOR 1	SECTOR 2		SECTOR 3		SECTOR 4		LAP TIME	MPH	DIFF	TIME OF DAY	
1 -	OUTLAP	97.5	24.529	112.9	20.278	120.6	14.018	97.9			09:32:07.967	
2 -	31.422	94.2	23.847	112.5	20.223	117.9	14.078	101.3	1:29.570	94.69	5.338 09:33:37.537	
3 -	27.988	103.7	23.161	115.5	20.022	120.9	14.394	102.4	1:25.565	99.12	1.333 09:35:03.102	
4 -	27.864	102.4	23.023	115.1	19.887	122.6	13.582	102.1	1:24.356 (2)	100.54	0.124 09:36:27.458	
5 -	27.798	104.5	23.006	113.7	19.653	116.7	13.775	102.4	1:24.232 (1)	100.69	09:37:51.690	
6 -	27.706	104.3	24.341	108.7	20.856	119.4	13.568	98.5	1:26.471	98.08	2.239 09:39:18.161	
7 -	28.271	99.1	23.552	113.7	20.091	120.6	IN PIT		1:24.546 P	100.31	0.314 09:40:42.707	
8 -	OUTLAP	100.9	23.220	114.1	19.959	113.5	13.987	101.8	4:24.885	32.01	3:00.653 09:45:07.592	
9 -	28.071	101.8	23.354	114.5	19.623	119.4	13.621	102.7	1:24.669	100.17	0.437 09:46:32.261	
10 -	28.353	102.7	23.320	112.2	20.600	107.0	14.101	102.9	1:26.374	98.19	2.142 09:47:58.635	
11 -	28.144	103.5	24.026	98.9	20.566	121.7	13.372	101.8	1:26.108	98.49	1.876 09:49:24.743	
12 -	27.968	101.6	23.216	112.5	20.281	120.4	13.278	101.0	1:24.743	100.08	0.511 09:50:49.486	
13 -	27.928	102.1	23.231	113.3	19.998	122.9	14.138	97.3	1:25.295	99.43	1.063 09:52:14.781	
14 -	28.133	102.7	22.981	113.7	19.934	119.4	13.579	103.2	1:24.627 (3)	100.22	0.395 09:53:39.408	
15 -	27.945	102.1	23.069	111.8	20.139	115.9	13.781	103.8	1:24.934	99.86	0.702 09:55:04.342	

P14 91 Joshua RAYMOND Jnr		Honda - Fibre Tec Honda										
IDEAL LAP TIME : 1:24.178		BEST LAP TIME : 1:24.394				DIFFERENCE : 0.216						
LAP	SECTOR 1	SECTOR 2		SECTOR 3		SECTOR 4		LAP TIME	MPH	DIFF	TIME OF DAY	
1 -	OUTLAP	97.3	24.926	112.5	20.440	113.1	14.861	100.3			09:31:36.060	
2 -	29.916	100.1	23.777	113.5	20.080	122.4	14.122	101.2	1:27.895	96.49	3.501 09:33:03.955	
3 -	29.644	101.2	23.964	112.9	20.008	121.1	14.092	100.7	1:27.708	96.70	3.314 09:34:31.663	
4 -	29.055	101.0	23.777	114.3	20.115	118.7	13.853	102.1	1:26.800	97.71	2.406 09:35:58.463	
5 -	28.936	103.0	23.348	112.5	20.369	120.0	13.725	101.6	1:26.378	98.19	1.984 09:37:24.841	
6 -	28.969	101.2	23.532	114.9	19.908	122.4	13.694	100.1	1:26.103	98.50	1.709 09:38:50.944	
7 -	28.215	102.4	23.416	115.1	19.883	123.5	13.487	101.6	1:25.001 (3)	99.78	0.607 09:40:15.945	
8 -	28.972	100.1	23.993	110.9	20.615	120.9	14.637	98.1	1:28.217	96.14	3.823 09:41:44.162	
9 -	31.336	98.2	24.238	111.2	21.094	92.5	IN PIT		1:31.297 P	92.90	6.903 09:43:15.459	
10 -	OUTLAP	99.2	23.833	116.1	20.067	122.0	14.136	101.2	4:48.777	29.37	3:24.383 09:48:04.236	
11 -	28.780	99.8	23.272	115.7	19.516	124.7	14.469	101.0	1:26.037	98.58	1.643 09:49:30.273	
12 -	28.554	100.3	23.264	116.3	19.532	124.7	13.644	103.7	1:24.994 (2)	99.79	0.600 09:50:55.267	
13 -	28.621	101.8	23.163	114.7	19.499	122.2	13.878	102.6	1:25.161	99.59	0.767 09:52:20.428	
14 -	28.357	103.2	23.689	113.1	19.815	117.9	13.944	101.3	1:25.805	98.84	1.411 09:53:46.233	
15 -	28.274	103.2	23.121	116.7	19.355	118.7	13.644	102.7	1:24.394 (1)	100.50	09:55:10.627	

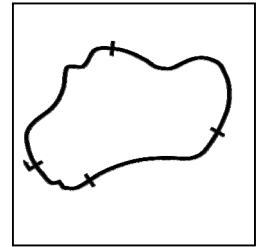
P15 14 Bill HARRIS		Honda - Team Harris Racing / RS Racing										
IDEAL LAP TIME : 1:24.258		BEST LAP TIME : 1:24.429				DIFFERENCE : 0.171						
LAP	SECTOR 1	SECTOR 2		SECTOR 3		SECTOR 4		LAP TIME	MPH	DIFF	TIME OF DAY	
1 -	OUTLAP	96.2	24.837	113.5	20.337	115.9	14.782	100.4			09:31:36.748	
2 -	29.639	100.9	23.662	115.9	19.904	120.0	14.204	101.6	1:27.409	97.03	2.980 09:33:04.157	
3 -	29.225	100.1	24.035	114.1	20.255	111.8	14.069	100.6	1:27.584	96.83	3.155 09:34:31.741	
4 -	29.080	102.1	23.795	114.3	19.960	120.6	13.700	101.0	1:26.535	98.01	2.106 09:35:58.276	
5 -	28.783	100.3	23.648	113.7	20.690	111.8	IN PIT		1:27.515 P	96.91	3.086 09:37:25.791	
6 -	OUTLAP	99.4	24.058	113.3	20.419	117.3	14.121	100.1	2:31.483	55.99	1:07.054 09:39:57.274	
7 -	28.768	99.8	23.706	113.7	20.179	113.9	14.296	99.5	1:26.949	97.54	2.520 09:41:24.223	
8 -	28.896	100.3	24.052	111.4	20.640	116.7	14.143	99.7	1:27.731	96.67	3.302 09:42:51.954	
9 -	28.640	100.4	23.781	112.5	20.378	121.1	13.755	100.3	1:26.554	97.99	2.125 09:44:18.508	
10 -	28.492	100.9	23.646	112.9	20.238	119.8	13.905	100.9	1:26.281	98.30	1.852 09:45:44.789	
11 -	28.719	100.4	23.785	113.3	20.194	120.0	13.839	100.6	1:26.537	98.01	2.108 09:47:11.326	
12 -	28.543	101.6	23.681	114.5	20.186	122.4	13.727	100.7	1:26.137	98.46	1.708 09:48:37.463	
13 -	28.237	102.2	23.589	114.3	20.051	117.7	13.750	101.3	1:25.627	99.05	1.198 09:50:03.090	
14 -	28.187	102.1	23.406	116.1	19.743	118.9	13.818	101.9	1:25.154 (3)	99.60	0.725 09:51:28.244	
15 -	28.502	101.8	23.249	117.9	19.958	114.9	14.340	101.5	1:26.049	98.56	1.620 09:52:54.293	
16 -	28.148	102.7	23.155	115.1	19.597	123.3	13.529	101.0	1:24.429 (1)	100.45	09:54:18.722	
17 -	27.977	102.4	23.331	114.9	19.909	122.2	13.632	100.1	1:24.849 (2)	99.96	0.420 09:55:43.571	

MCRCB BULLETIN TK102

2024 Bennetts British Superbike Championship - Round 7

2024 R&G British Talent Cup

QUALIFYING - SECTOR ANALYSIS



SECTOR 1 = FL to I1, SECTOR 2 = I1 to I2 SECTOR 3 = I2 to I3, SECTOR 4 = I3 to FL, DIFF = Difference To Personal Best Lap, P = Crossed Finish Line in Pit Lane, D = Time Disallowed

P16 33		Eli BANISH				Honda - Fibre Tec Honda						
IDEAL LAP TIME : 1:24.463		BEST LAP TIME : 1:24.767				DIFFERENCE : 0.304						
LAP	SECTOR 1	SECTOR 2		SECTOR 3		SECTOR 4		LAP TIME	MPH	DIFF	TIME OF DAY	
1 -	OUTLAP	98.2	24.371	110.1	20.807	116.7	14.463	96.1			09:31:39.676	
2 -	29.051	100.0	23.981	110.7	20.463	121.5	13.788	96.8	1:27.283	97.17	2.516	09:33:06.959
3 -	28.581	98.9	23.665	110.7	20.224	120.9	13.863	97.8	1:26.333	98.24	1.566	09:34:33.292
4 -	28.675	100.6	23.458	112.0	20.292	119.1	13.891	98.1	1:26.316	98.26	1.549	09:35:59.608
5 -	28.600	99.1	23.588	110.7	20.236	120.2	14.422	96.4	1:26.846	97.66	2.079	09:37:26.454
6 -	28.587	99.1	23.547	111.2	20.113	120.0	13.575	98.1	1:25.822	98.82	1.055	09:38:52.276
7 -	28.058	101.2	23.268	113.7	20.067	121.3	13.586	98.9	1:24.979 (2)	99.80	0.212	09:40:17.255
8 -	28.354	99.5	23.489	112.0	20.701	120.9	14.429	96.0	1:26.973	97.52	2.206	09:41:44.228
9 -	29.888	98.5	23.592	110.0	20.368	118.9	13.819	97.8	1:27.667	96.74	2.900	09:43:11.895
10 -	28.461	98.5	23.467	110.5	20.263	119.1	13.708	97.3	1:25.899	98.73	1.132	09:44:37.794
11 -	28.181	100.3	23.324	110.1	20.274	120.0	13.571	98.1	1:25.350	99.37	0.583	09:46:03.144
12 -	28.265	99.1	23.437	110.3	20.125	120.4	13.459	98.6	1:25.286 (3)	99.44	0.519	09:47:28.430
13 -	28.299	97.5	23.436	109.6	20.285	120.0	13.588	98.1	1:25.608	99.07	0.841	09:48:54.038
14 -	28.473	98.9	23.431	111.4	19.996	120.0	14.078	99.5	1:25.978	98.64	1.211	09:50:20.016
15 -	28.324	101.3	23.065	114.7	20.102	116.9	14.166	98.6	1:25.657	99.01	0.890	09:51:45.673
16 -	28.294	101.6	23.408	113.3	20.231	117.1	13.503	97.9	1:25.436	99.27	0.669	09:53:11.109
17 -	28.303	99.2	23.349	110.7	20.211	119.8	13.700	97.3	1:25.563	99.12	0.796	09:54:36.672
18 -	28.006	100.4	23.273	112.2	20.092	120.6	13.396	99.1	1:24.767 (1)	100.05		09:56:01.439

P17 42		Ben JOLLIFFE				Honda - Wilson Racing						
IDEAL LAP TIME : 1:24.428		BEST LAP TIME : 1:24.793				DIFFERENCE : 0.365						
LAP	SECTOR 1	SECTOR 2		SECTOR 3		SECTOR 4		LAP TIME	MPH	DIFF	TIME OF DAY	
1 -	OUTLAP	100.0	24.671	113.3	20.351	112.9	14.567	99.5			09:31:33.568	
2 -	28.618	103.0	23.691	113.7	20.532	116.3	14.341	100.6	1:27.182	97.28	2.389	09:33:00.750
3 -	28.999	101.9	23.581	116.5	19.742	112.7	14.240	101.9	1:26.562	97.98	1.769	09:34:27.312
4 -	28.842	101.6	23.760	114.3	19.841	111.6	13.938	101.3	1:26.381	98.18	1.588	09:35:53.693
5 -	28.197	103.2	23.214	115.3	19.877	111.1	14.281	102.6	1:25.569	99.12	0.776	09:37:19.262
6 -	28.226	103.5	23.205	117.9	19.620	112.0	14.397	103.2	1:25.448	99.26	0.655	09:38:44.710
7 -	28.289	103.2	23.124	118.9	20.070	116.3	13.892	100.1	1:25.375	99.34	0.582	09:40:10.085
8 -	29.147	101.9	23.342	116.5	20.018	120.4	13.836	99.8	1:26.343	98.23	1.550	09:41:36.428
9 -	28.878	97.9	25.758	88.1	23.775	98.8	IN PIT		1:34.361 P	89.88	9.568	09:43:10.789
10 -	OUTLAP	99.8	23.770	113.9	20.434	109.4	13.852	101.2	1:59.136	71.19	34.343	09:45:09.925
11 -	28.922	87.8	23.592	117.3	19.735	115.5	13.787	101.2	1:26.036	98.58	1.243	09:46:35.961
12 -	28.913	100.0	23.174	116.9	19.722	122.0	14.241	101.2	1:26.050	98.56	1.257	09:48:02.011
13 -	28.033	101.8	23.144	118.9	20.086	102.4	14.269	101.9	1:25.532	99.16	0.739	09:49:27.543
14 -	28.420	98.8	23.454	113.5	20.199	121.7	13.651	100.7	1:25.724	98.94	0.931	09:50:53.267
15 -	28.385	99.8	23.371	115.5	19.772	120.4	13.737	101.6	1:25.265 (3)	99.47	0.472	09:52:18.532
16 -	28.292	99.5	23.214	116.9	19.848	121.7	13.737	101.2	1:25.091 (2)	99.67	0.298	09:53:43.623
17 -	28.113	101.0	23.175	114.5	19.791	124.9	13.714	99.1	1:24.793 (1)	100.02		09:55:08.416

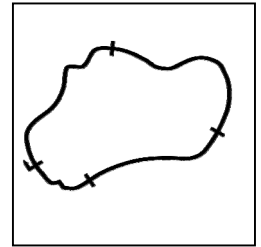
P18 67		George BOWES				Honda - GB67 Racing						
IDEAL LAP TIME : 1:24.030		BEST LAP TIME : 1:24.853				DIFFERENCE : 0.823						
LAP	SECTOR 1	SECTOR 2		SECTOR 3		SECTOR 4		LAP TIME	MPH	DIFF	TIME OF DAY	
1 -	OUTLAP	99.1	23.725	116.1	19.773	119.1	14.546	101.3			09:31:36.929	
2 -	29.048	102.1	23.217	117.1	19.605	123.8	13.793	103.7	1:25.663	99.01	0.810	09:33:02.592
3 -	28.301	103.2	23.013	117.9	19.362	118.5	14.324	98.6	1:25.000 (2)	99.78	0.147	09:34:27.592
4 -	28.690	102.4	23.455	116.5	19.634	126.3	13.522	102.7	1:25.301	99.43	0.448	09:35:52.893
5 -	28.155	105.5	23.336	114.5	19.996	122.9	13.705	100.4	1:25.192	99.55	0.339	09:37:18.085
6 -	28.445	102.1	23.317	115.1	20.174	121.7	13.903	102.1	1:25.839	98.80	0.986	09:38:43.924
7 -	28.446	103.5	23.477	117.1	20.025	123.8	13.771	100.7	1:25.719	98.94	0.866	09:40:09.643
8 -	33.507	94.2	26.509	86.3	21.791	101.0	IN PIT		1:37.876 P	86.65	13.023	09:41:47.519
9 -	OUTLAP	101.8	23.294	116.7	19.570	112.0	15.258	101.5	6:12.381	22.77	4:47.528	09:47:59.900
10 -	28.964	92.8	24.041	114.1	20.100	94.3	16.395	102.2	1:29.500	94.76	4.647	09:49:29.400
11 -	28.133	103.2	23.248	115.9	19.749	118.5	14.034	102.2	1:25.164 (3)	99.59	0.311	09:50:54.564
12 -	28.171	100.6	23.462	115.7	20.190	122.4	13.634	103.0	1:25.457	99.25	0.604	09:52:20.021
13 -	28.452	99.2	23.863	115.1	19.662	125.2	13.614	100.9	1:25.591	99.09	0.738	09:53:45.612
14 -	28.443	102.7	23.221	116.3	19.665	124.0	13.524	101.9	1:24.853 (1)	99.95		09:55:10.465

MCRCB BULLETIN TK102

2024 Bennetts British Superbike Championship - Round 7

2024 R&G British Talent Cup

QUALIFYING - SECTOR ANALYSIS



SECTOR 1 = FL to I1, SECTOR 2 = I1 to I2 SECTOR 3 = I2 to I3, SECTOR 4 = I3 to FL, DIFF = Difference To Personal Best Lap, P = Crossed Finish Line in Pit Lane, D = Time Disallowed

P19 65		Alexander ROWAN				Honda - Alexander Rowan Racing						
IDEAL LAP TIME : 1:25.004		BEST LAP TIME : 1:25.004				DIFFERENCE : 0.000						
LAP	SECTOR 1	SECTOR 2		SECTOR 3		SECTOR 4		LAP TIME	MPH	DIFF	TIME OF DAY	
1 -	OUTLAP	94.5	24.958	111.1	21.098	109.6	15.166	97.6			09:31:55.936	
2 -	29.672	97.3	24.082	114.7	20.440	120.2	14.358	99.4	1:28.552	95.78	3.548	09:33:24.488
3 -	28.963	99.7	23.686	114.9	20.386	112.5	14.601	99.1	1:27.636	96.78	2.632	09:34:52.124
4 -	29.301	97.6	23.649	116.5	20.246	114.7	14.489	98.9	1:27.685	96.72	2.681	09:36:19.809
5 -	28.717	101.6	23.420	116.7	20.559	118.3	14.295	99.5	1:26.991	97.49	1.987	09:37:46.800
6 -	28.571	101.5	23.703	115.5	20.206	120.4	14.098	99.5	1:26.578	97.96	1.574	09:39:13.378
7 -	28.767	101.5	23.359	116.5	20.298	120.2	14.200	98.1	1:26.624	97.91	1.620	09:40:40.002
8 -	29.625	100.4	23.454	116.5	20.152	119.4	14.338	99.1	1:27.569	96.85	2.565	09:42:07.571
9 -	30.065	98.3	24.585	111.2	21.157	112.4	IN PIT		1:30.432	P 93.78	5.428	09:43:38.003
10 -	OUTLAP	98.3	23.781	115.5	20.276	120.0	14.464	98.1	3:30.111	40.36	2:05.107	09:47:08.114
11 -	29.280	99.5	23.538	114.9	20.331	120.0	13.989	100.3	1:27.138	97.33	2.134	09:48:35.252
12 -	28.562	100.0	23.259	117.7	19.868	121.5	14.101	98.9	1:25.790	98.86	0.786	09:50:01.042
13 -	29.089	100.7	23.309	116.1	20.443	117.3	14.161	100.9	1:27.002	97.48	1.998	09:51:28.044
14 -	28.536	102.6	23.095	118.1	20.026	121.7	14.082	100.4	1:25.739	(3) 98.92	0.735	09:52:53.783
15 -	28.380	101.5	23.196	116.7	19.916	123.3	13.928	100.0	1:25.420	(2) 99.29	0.416	09:54:19.203
16 -	28.240	102.4	22.991	118.1	19.862	122.2	13.911	99.8	1:25.004	(1) 99.77		09:55:44.207

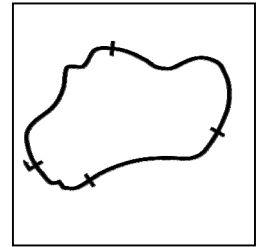
P20 16		Jack BURROWS				Honda - Burrows Engineering / RK Racing						
IDEAL LAP TIME : 1:24.740		BEST LAP TIME : 1:25.171				DIFFERENCE : 0.431						
LAP	SECTOR 1	SECTOR 2		SECTOR 3		SECTOR 4		LAP TIME	MPH	DIFF	TIME OF DAY	
1 -	OUTLAP	96.0	24.904	110.9	20.365	115.5	14.492	97.6			09:31:33.577	
2 -	29.172	100.1	23.867	112.9	19.861	117.1	14.387	101.9	1:27.287	97.16	2.116	09:33:00.864
3 -	28.732	101.0	23.618	114.3	19.737	116.1	14.042	100.4	1:26.129	98.47	0.958	09:34:26.993
4 -	28.175	101.5	23.443	113.7	19.760	120.2	13.980	100.0	1:25.358	(2) 99.36	0.187	09:35:52.351
5 -	28.312	101.8	23.634	111.6	20.172	120.0	14.053	101.3	1:26.171	98.42	1.000	09:37:18.522
6 -	28.201	102.2	23.581	114.5	19.760	117.9	14.190	100.7	1:25.732	98.93	0.561	09:38:44.254
7 -	28.294	103.5	23.456	114.7	20.073	117.1	13.981	100.6	1:25.804	98.84	0.633	09:40:10.058
8 -	29.090	100.6	23.464	112.9	20.418	116.3	14.053	99.5	1:27.025	97.46	1.854	09:41:37.083
9 -	29.115	98.2	25.111	102.9	20.772	118.3	14.282	99.1	1:29.280	95.00	4.109	09:43:06.363
10 -	28.536	100.0	23.368	115.1	20.045	119.8	13.873	100.3	1:25.822	98.82	0.651	09:44:32.185
11 -	28.289	101.2	23.251	114.1	20.169	119.8	13.890	99.4	1:25.599	99.08	0.428	09:45:57.784
12 -	28.402	100.1	23.498	111.4	19.931	122.4	14.075	98.8	1:25.906	98.73	0.735	09:47:23.690
13 -	28.233	100.0	23.388	112.5	19.987	121.7	13.841	99.2	1:25.449	99.25	0.278	09:48:49.139
14 -	31.781	94.2	23.511	110.1	20.114	114.9	14.950	99.5	1:30.356	93.86	5.185	09:50:19.495
15 -	28.328	101.3	23.196	114.1	20.323	118.5	13.873	99.1	1:25.720	98.94	0.549	09:51:45.215
16 -	28.373	101.0	23.588	112.4	20.515	107.3	14.412	100.4	1:26.888	97.61	1.717	09:53:12.103
17 -	28.306	100.7	23.452	114.1	19.913	120.9	13.739	100.0	1:25.410	(3) 99.30	0.239	09:54:37.513
18 -	28.177	101.5	23.089	113.7	19.909	121.5	13.996	98.8	1:25.171	(1) 99.58		09:56:02.684

MCRCB BULLETIN TK102

2024 Bennetts British Superbike Championship - Round 7

2024 R&G British Talent Cup

QUALIFYING - SECTOR ANALYSIS



SECTOR 1 = FL to I1, SECTOR 2 = I1 to I2 SECTOR 3 = I2 to I3, SECTOR 4 = I3 to FL, DIFF = Difference To Personal Best Lap, P = Crossed Finish Line in Pit Lane, D = Time Disallowed

P21		2		Josh BANNISTER				Honda - Fibre Tec Honda				
IDEAL LAP TIME : 1:24.872		BEST LAP TIME : 1:25.190				DIFFERENCE : 0.318						
LAP	SECTOR 1	SECTOR 2		SECTOR 3		SECTOR 4		LAP TIME	MPH	DIFF	TIME OF DAY	
1 -	OUTLAP	98.9	24.617	109.6	20.841	114.9	14.215	98.2			09:31:33.890	
2 -	28.960	100.4	23.946	111.8	20.387	116.5	14.175	98.6	1:27.468	96.96	2.278	09:33:01.358
3 -	28.738	101.2	23.462	114.5	19.933	111.6	14.350	99.7	1:26.483	98.07	1.293	09:34:27.841
4 -	28.561	101.3	23.519	113.5	20.191	112.4	13.917	99.7	1:26.188	98.40	0.998	09:35:54.029
5 -	28.463	100.9	23.449	113.5	20.274	116.9	13.891	98.6	1:26.077	98.53	0.887	09:37:20.106
6 -	28.471	100.0	23.456	112.2	20.453	117.7	13.784	98.9	1:26.164	98.43	0.974	09:38:46.270
7 -	28.453	99.4	23.642	112.4	20.407	119.4	13.775	98.6	1:26.277	98.30	1.087	09:40:12.547
8 -	28.537	98.5	23.469	113.1	20.325	119.1	14.078	97.5	1:26.409	98.15	1.219	09:41:38.956
9 -	28.998	99.7	23.710	111.6	20.497	117.9	14.284	98.1	1:27.489	96.94	2.299	09:43:06.445
10 -	28.519	101.3	23.371	115.3	20.104	117.1	13.856	100.3	1:25.850	98.79	0.660	09:44:32.295
11 -	28.252	101.9	23.243	114.9	20.381	106.5	14.150	98.5	1:26.026	98.59	0.836	09:45:58.321
12 -	28.319	101.0	23.230	111.8	19.895	117.5	13.929	97.2	1:25.373 (2)	99.34	0.183	09:47:23.694
13 -	28.536	100.3	23.145	114.7	20.172	117.1	13.863	100.0	1:25.716 (3)	98.95	0.526	09:48:49.410
14 -	28.674	97.9	24.119	106.1	21.487	95.5	15.920	99.7	1:30.200	94.03	5.010	09:50:19.610
15 -	28.323	102.9	23.150	114.9	20.358	119.4	13.922	99.1	1:25.753	98.90	0.563	09:51:45.363
16 -	28.442	101.0	23.461	112.2	20.424	112.5	13.850	98.8	1:26.177	98.42	0.987	09:53:11.540
17 -	28.449	98.1	23.689	112.2	20.306	114.7	13.711	99.7	1:26.155	98.44	0.965	09:54:37.695
18 -	28.362	101.8	23.014	114.7	20.029	119.8	13.785	99.4	1:25.190 (1)	99.56		09:56:02.885

P22		99		Peter WILLIS				Honda - Clonlough.ie by WM Racing				
IDEAL LAP TIME : 1:24.834		BEST LAP TIME : 1:25.197				DIFFERENCE : 0.363						
LAP	SECTOR 1	SECTOR 2		SECTOR 3		SECTOR 4		LAP TIME	MPH	DIFF	TIME OF DAY	
1 -	OUTLAP	90.0	25.243	110.7	21.062	117.5	14.099	98.8			09:31:48.343	
2 -	28.870	100.1	24.105	113.1	20.534	119.4	14.023	99.8	1:27.532	96.89	2.335	09:33:15.875
3 -	28.428	98.9	24.091	112.2	20.538	120.9	13.923	99.7	1:26.980	97.51	1.783	09:34:42.855
4 -	28.328	99.5	24.372	109.8	21.017	104.8	IN PIT		1:27.903 P	96.48	2.706	09:36:10.758
5 -	OUTLAP	98.5	24.025	112.9	20.620	120.2	13.794	98.9	2:26.766	57.79	1:01.569	09:38:37.524
6 -	28.428	103.0	23.241	112.0	20.953	118.9	13.987	99.4	1:26.609	97.92	1.412	09:40:04.133
7 -	28.931	100.0	23.692	113.5	20.474	119.8	IN PIT		1:27.100 P	97.37	1.903	09:41:31.233
8 -	OUTLAP	100.9	23.563	116.9	20.216	115.7	14.729	100.3	6:29.983	21.74	5:04.786	09:48:01.216
9 -	28.275	102.7	23.635	112.5	20.313	111.1	17.158	100.0	1:29.381	94.89	4.184	09:49:30.597
10 -	28.313	102.1	23.463	115.1	19.799	122.2	13.801	101.3	1:25.376 (2)	99.34	0.179	09:50:55.973
11 -	28.039	101.9	23.202	116.5	20.118	122.2	13.838	101.5	1:25.197 (1)	99.55		09:52:21.170
12 -	28.124	101.6	23.238	112.4	20.157	114.5	13.966	102.2	1:25.485 (3)	99.21	0.288	09:53:46.655
13 -	28.680	99.5	23.370	115.9	20.136	120.6	14.094	98.9	1:26.280	98.30	1.083	09:55:12.935

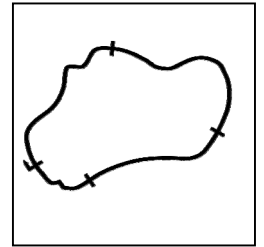
P23		19		Scott McPHEE				Honda - SMP Racing				
IDEAL LAP TIME : 1:24.414		BEST LAP TIME : 1:25.206				DIFFERENCE : 0.792						
LAP	SECTOR 1	SECTOR 2		SECTOR 3		SECTOR 4		LAP TIME	MPH	DIFF	TIME OF DAY	
1 -	OUTLAP	98.6	24.336	113.9	20.062	122.4	14.471	100.1			09:31:35.644	
2 -	28.614	102.4	23.749	114.7	19.866	117.5	14.043	101.5	1:26.272	98.31	1.066	09:33:01.916
3 -	28.493	100.7	23.068	117.7	19.554	114.9	14.091	101.9	1:25.206 (1)	99.54		09:34:27.122
4 -	28.263	103.2	23.394	116.9	19.864	124.7	13.871	101.9	1:25.392 (2)	99.32	0.186	09:35:52.514
5 -	28.358	103.2	23.471	114.7	20.029	123.1	13.916	101.3	1:25.774	98.88	0.568	09:37:18.288
6 -	28.545	103.8	23.347	114.3	19.753	124.0	13.780	99.7	1:25.425 (3)	99.28	0.219	09:38:43.713
7 -	28.370	102.6	23.651	114.3	20.290	120.6	13.708	101.8	1:26.019	98.60	0.813	09:40:09.732
8 -	29.153	101.0	23.685	114.3	20.901	104.8	IN PIT		1:27.498 P	96.93	2.292	09:41:37.230
9 -	OUTLAP	99.5	24.341	112.4	20.505	120.2	13.858	100.0	4:05.876	34.49	2:40.670	09:45:43.106
10 -	28.383	101.5	23.673	113.9	20.114	123.5	13.717	100.9	1:25.887	98.75	0.681	09:47:08.993
11 -	28.508	101.3	23.715	114.9	19.955	124.7	13.636	100.1	1:25.814	98.83	0.608	09:48:34.807
12 -	28.285	101.5	23.556	113.9	20.397	117.3	14.233	93.9	1:26.471	98.08	1.265	09:50:01.278
13 -	29.333	99.1	23.399	116.5	19.759	124.2	13.618	100.6	1:26.109	98.49	0.903	09:51:27.387
14 -	28.435	101.8	23.638	112.7	20.291	120.4	14.383	101.0	1:26.747	97.77	1.541	09:52:54.134
15 -	29.150	102.1	23.685	114.7	20.063	123.8	13.680	101.0	1:26.578	97.96	1.372	09:54:20.712
16 -	28.386	102.1	23.571	114.1	20.059	123.5	13.529	100.9	1:25.545	99.14	0.339	09:55:46.257

MCRCB BULLETIN TK102

2024 Bennetts British Superbike Championship - Round 7

2024 R&G British Talent Cup

QUALIFYING - SECTOR ANALYSIS



SECTOR 1 = FL to I1, SECTOR 2 = I1 to I2 SECTOR 3 = I2 to I3, SECTOR 4 = I3 to FL, DIFF = Difference To Personal Best Lap, P = Crossed Finish Line in Pit Lane, D = Time Disallowed

P24 90		Aeziah DIVINE				Honda - SENCAT Talent Team / Mortimer Racing						
IDEAL LAP TIME : 1:24.817		BEST LAP TIME : 1:25.236				DIFFERENCE : 0.419						
LAP	SECTOR 1	SECTOR 2		SECTOR 3		SECTOR 4		LAP TIME	MPH	DIFF	TIME OF DAY	
1 -	OUTLAP	100.1	24.150	112.9	20.454	110.9	14.169	99.4			09:31:38.634	
2 -	29.692	101.3	23.413	114.5	20.250	118.5	13.803	99.7	1:27.158	97.31	1.922	09:33:05.792
3 -	28.358	102.2	23.702	113.5	19.993	115.9	14.088	100.4	1:26.141	98.46	0.905	09:34:31.933
4 -	29.191	102.7	23.560	113.1	20.027	112.7	14.050	101.0	1:26.828	97.68	1.592	09:35:58.761
5 -	28.403	102.2	23.422	112.9	20.620	116.3	13.993	100.6	1:26.438	98.12	1.202	09:37:25.199
6 -	28.825	98.3	23.364	112.9	20.166	114.9	13.851	100.3	1:26.206	98.38	0.970	09:38:51.405
7 -	28.129	101.3	23.189	114.7	20.210	118.5	13.708	101.0	1:25.236 (1)	99.50		09:40:16.641
8 -	28.372	101.9	23.943	111.8	20.829	115.5	14.526	99.4	1:27.670	96.74	2.434	09:41:44.311
9 -	30.285	101.6	23.560	113.7	20.252	111.4	14.154	99.4	1:28.251	96.10	3.015	09:43:12.562
10 -	29.193	101.8	23.374	113.3	20.551	113.3	14.332	98.5	1:27.450	96.98	2.214	09:44:40.012
11 -	28.700	100.6	23.437	111.2	21.390	109.1	IN PIT		1:27.124	P	1.888	09:46:07.136
12 -	OUTLAP	98.8	24.509	107.7	22.156	109.4	14.395	99.4	1:49.344	77.56	24.108	09:47:56.480
13 -	29.054	101.0	23.605	110.7	21.094	115.1	14.081	100.9	1:27.834	96.56	2.598	09:49:24.314
14 -	28.581	97.1	23.332	112.5	20.892	100.0	14.241	100.6	1:27.046	97.43	1.810	09:50:51.360
15 -	28.362	103.5	23.063	115.5	20.289	116.3	13.765	100.6	1:25.479	(2)	0.243	09:52:16.839
16 -	28.316	101.8	22.987	112.7	20.003	117.5	14.509	100.4	1:25.815	(3)	0.579	09:53:42.654
17 -	28.342	101.3	23.189	111.4	20.505	117.5	14.301	99.4	1:26.337	98.23	1.101	09:55:08.991

P25 11		Iwan JONES				Honda - Jones Brothers Racing						
IDEAL LAP TIME : 1:24.875		BEST LAP TIME : 1:25.553				DIFFERENCE : 0.678						
LAP	SECTOR 1	SECTOR 2		SECTOR 3		SECTOR 4		LAP TIME	MPH	DIFF	TIME OF DAY	
1 -	OUTLAP	97.9	24.719	112.9	20.945	119.4	17.218	94.1			09:31:38.317	
2 -	30.345	100.0	23.942	113.5	20.541	120.9	14.089	100.7	1:28.917	95.38	3.364	09:33:07.234
3 -	29.445	98.6	23.788	114.1	20.112	121.5	13.848	99.7	1:27.193	97.27	1.640	09:34:34.427
4 -	28.961	99.5	23.599	113.9	19.956	122.0	13.779	100.7	1:26.295	98.28	0.742	09:36:00.722
5 -	28.616	100.7	23.859	112.4	20.895	118.5	IN PIT		1:27.399	P	1.846	09:37:28.121
6 -	OUTLAP	94.3	26.001	108.5	21.295	115.3	14.751	97.1	6:13.957	22.68	4:48.404	09:43:42.078
7 -	29.501	97.2	24.324	110.9	20.406	114.5	14.241	97.8	1:28.472	95.86	2.919	09:45:10.550
8 -	28.680	97.5	23.531	115.7	19.829	121.7	13.824	99.4	1:25.864	(2)	0.311	09:46:36.414
9 -	28.619	100.0	23.219	116.1	19.803	123.8	14.244	99.5	1:25.885	(3)	0.332	09:48:02.299
10 -	28.447	99.5	23.569	114.1	19.821	114.9	14.279	99.5	1:26.116	98.49	0.563	09:49:28.415
11 -	28.781	98.9	23.795	111.8	20.040	122.4	13.949	98.6	1:26.565	97.97	1.012	09:50:54.980
12 -	28.512	100.0	23.618	113.1	20.295	121.7	14.229	100.3	1:26.654	97.87	1.101	09:52:21.634
13 -	28.349	100.7	23.101	116.1	20.399	122.0	13.704	100.4	1:25.553 (1)	99.13		09:53:47.187
14 -	28.421	100.9	23.667	115.1	19.721	118.7	14.142	99.7	1:25.951	98.67	0.398	09:55:13.138

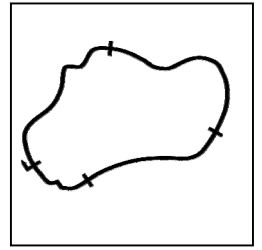
P26 20		Greg MARSHALL				Honda - Team Marshall Racing						
IDEAL LAP TIME : 1:25.205		BEST LAP TIME : 1:25.737				DIFFERENCE : 0.532						
LAP	SECTOR 1	SECTOR 2		SECTOR 3		SECTOR 4		LAP TIME	MPH	DIFF	TIME OF DAY	
1 -	OUTLAP	96.8	25.067	110.0	20.955	121.5	14.492	98.9			09:31:35.318	
2 -	28.817	99.4	24.030	112.9	19.844	122.0	14.187	101.5	1:26.878	97.62	1.141	09:33:02.196
3 -	28.652	99.4	23.514	114.7	19.929	119.6	14.201	101.3	1:26.296	(3)	0.559	09:34:28.492
4 -	28.565	100.9	23.585	112.2	20.079	116.1	14.244	99.7	1:26.473	98.08	0.736	09:35:54.965
5 -	28.696	99.7	23.598	112.7	20.370	119.1	14.058	99.7	1:26.722	97.80	0.985	09:37:21.687
6 -	28.589	99.4	23.905	110.9	20.708	111.6	IN PIT		1:26.602	P	0.865	09:38:48.289
7 -	OUTLAP	98.3	23.760	111.6	20.380	118.1	14.224	98.1	2:45.672	51.19	1:19.935	09:41:33.961
8 -	28.930	98.3	24.058	108.9	21.298	109.1	IN PIT		1:27.580	P	1.843	09:43:01.541
9 -	OUTLAP	98.5	23.494	111.8	20.672	116.3	14.099	99.8	2:05.445	67.61	39.708	09:45:06.986
10 -	28.482	99.7	23.676	111.6	19.924	120.2	13.655	100.9	1:25.737 (1)	98.92		09:46:32.723
11 -	29.529	99.7	23.440	114.9	19.870	111.8	14.457	98.1	1:27.296	97.15	1.559	09:48:00.019
12 -	29.139	98.3	23.880	112.7	20.070	104.5	14.296	99.2	1:27.385	97.06	1.648	09:49:27.404
13 -	28.719	100.1	23.572	113.3	20.154	121.5	13.926	100.4	1:26.371	98.19	0.634	09:50:53.775
14 -	28.396	99.1	23.310	114.7	20.145	118.5	14.175	99.8	1:26.026	(2)	0.289	09:52:19.801
15 -	28.613	99.1	23.589	112.2	20.279	117.9	14.180	101.3	1:26.661	97.87	0.924	09:53:46.462
16 -	28.950	99.8	23.390	114.1	20.083	120.2	13.891	99.2	1:26.314	98.26	0.577	09:55:12.776

MCRCB BULLETIN TK102

2024 Bennetts British Superbike Championship - Round 7

2024 R&G British Talent Cup

QUALIFYING - SECTOR ANALYSIS



SECTOR 1 = FL to I1, SECTOR 2 = I1 to I2 SECTOR 3 = I2 to I3, SECTOR 4 = I3 to FL, DIFF = Difference To Personal Best Lap, P = Crossed Finish Line in Pit Lane, D = Time Disallowed

P27 28		Charlie BARNES				Honda - SENCAT Talent Team / Mortimer Racing					
IDEAL LAP TIME : 1:25.027		BEST LAP TIME : 1:29.188				DIFFERENCE : 4.161					
LAP	SECTOR 1	SECTOR 2		SECTOR 3		SECTOR 4		LAP TIME	MPH	DIFF	TIME OF DAY
1 -	OUTLAP	99.2	24.392	115.3	20.338	118.7	14.004	100.6			09:32:08.091
2 -	31.955	93.5	23.661	114.9	19.855	119.1	13.717	100.7	1:29.188 (1)	95.09	09:33:37.279

MCRCB BULLETIN TK103

2024 Bennetts British Superbike Championship - Round 7

2024 R&G British Talent Cup

QUALIFYING - BEST SECTORS

SECTOR 1				SECTOR 2				SECTOR 3				SECTOR 4				IDEAL / BEST COMPARISON		
POS	NO	NAME	TIME	NO	NAME	TIME	NO	NAME	TIME	NO	NAME	TIME	POS	NO	NAME	IDEAL	BEST	DIFF
																PERFECT LAP	1:21.785	
1	95	MORELLI	27.198	43	BRINTON	22.440	43	BRINTON	19.092	29	BROWN	13.055	1	43	BRINTON	1:22.181	1:22.379	0.198
2	29	BROWN	27.228	24	FROST	22.551	40	CORREA	19.290	95	MORELLI	13.120	2	29	BROWN	1:22.368	1:22.866	0.498
3	24	FROST	27.322	61	MACKAY	22.600	29	BROWN	19.315	75	SUROWIA	13.258	3	95	MORELLI	1:22.497	1:22.497	0.000
4	43	BRINTON	27.343	82	PAYNE	22.603	75	SUROWIA	19.349	40	CORREA	13.264	4	24	FROST	1:22.528	1:22.533	0.005
5	75	SUROWIA	27.530	40	CORREA	22.617	91	RAYMOND	19.355	24	FROST	13.266	5	40	CORREA	1:22.781	1:22.875	0.094
6	40	CORREA	27.610	75	SUROWIA	22.661	67	BOWES	19.362	64	EDMUNDS	13.278	6	75	SUROWIAK	1:22.798	1:22.996	0.198
7	64	EDMUNDS	27.706	66	HARRIS	22.695	61	MACKAY	19.378	43	BRINTON	13.306	7	66	HARRIS	1:23.142	1:24.007	0.865
8	82	PAYNE	27.719	29	BROWN	22.770	66	HARRIS	19.380	66	HARRIS	13.318	8	82	PAYNE	1:23.283	1:23.444	0.161
9	7	McCABE	27.723	95	MORELLI	22.787	24	FROST	19.389	7	McCABE	13.394	9	61	MACKAY	1:23.327	1:23.632	0.305
10	66	HARRIS	27.749	7	McCABE	22.930	95	MORELLI	19.392	33	BANISH	13.396	10	7	McCABE	1:23.579	1:23.763	0.184
11	61	MACKAY	27.787	64	EDMUNDS	22.981	82	PAYNE	19.484	88	FOSTER	13.434	11	64	EDMUNDS	1:23.588	1:24.232	0.644
12	88	FOSTER	27.804	90	DIVINE	22.987	7	McCABE	19.532	82	PAYNE	13.477	12	88	FOSTER	1:23.895	1:24.192	0.297
13	71	GOODMAN	27.897	65	ROWAN	22.991	19	McPHEE	19.554	91	RAYMOND	13.487	13	67	BOWES	1:24.030	1:24.853	0.823
14	14	HARRIS	27.977	67	BOWES	23.013	14	HARRIS	19.597	71	GOODMAN	13.515	14	71	GOODMAN	1:24.108	1:24.210	0.102
15	33	BANISH	28.006	2	BANNIST	23.014	42	JOLLIFF	19.620	67	BOWES	13.522	15	91	RAYMOND Jnr	1:24.178	1:24.394	0.216
16	42	JOLLIFF	28.033	88	FOSTER	23.019	64	EDMUNDS	19.623	14	HARRIS	13.529	16	14	HARRIS	1:24.258	1:24.429	0.171
17	99	WILLIS	28.039	71	GOODMAN	23.042	88	FOSTER	19.638	19	McPHEE	13.529	17	19	McPHEE	1:24.414	1:25.206	0.792
18	90	DIVINE	28.129	33	BANISH	23.065	71	GOODMAN	19.654	61	MACKAY	13.562	18	42	JOLLIFFE	1:24.428	1:24.793	0.365
19	67	BOWES	28.133	19	McPHEE	23.068	11	JONES	19.721	42	JOLLIFF	13.651	19	33	BANISH	1:24.463	1:24.767	0.304
20	28	BARNES	28.163	16	BURROWS	23.089	16	BURROWS	19.737	20	MARSHAL	13.655	20	16	BURROWS	1:24.740	1:25.171	0.431
21	16	BURROWS	28.175	11	JONES	23.101	99	WILLIS	19.799	11	JONES	13.704	21	90	DIVINE	1:24.817	1:25.236	0.419
22	91	RAYMOND	28.215	91	RAYMOND	23.121	20	MARSHAL	19.844	90	DIVINE	13.708	22	99	WILLIS	1:24.834	1:25.197	0.363
23	65	ROWAN	28.240	42	JOLLIFF	23.124	28	BARNES	19.855	2	BANNIST	13.711	23	2	BANNISTER	1:24.872	1:25.190	0.318
24	2	BANNIST	28.252	14	HARRIS	23.155	65	ROWAN	19.862	28	BARNES	13.717	24	11	JONES	1:24.875	1:25.553	0.678
25	19	McPHEE	28.263	99	WILLIS	23.202	2	BANNIST	19.895	16	BURROWS	13.739	25	65	ROWAN	1:25.004	1:25.004	0.000
26	11	JONES	28.349	28	BARNES	23.292	90	DIVINE	19.993	99	WILLIS	13.794	26	28	BARNES	1:25.027	1:29.188	4.161
27	20	MARSHAL	28.396	20	MARSHAL	23.310	33	BANISH	19.996	65	ROWAN	13.911	27	20	MARSHALL	1:25.205	1:25.737	0.532

MCRCB BULLETIN TK104**2024 Bennetts British Superbike Championship - Round 7****2024 R&G British Talent Cup****QUALIFYING - BEST SPEEDS**

POS	INTERMEDIATE 1			INTERMEDIATE 2			INTERMEDIATE 3			FINISH LINE		
	NO	NAME	MPH	NO	NAME	MPH	NO	NAME	MPH	NO	NAME	MPH
1	75	SUROWIAK	106.0	75	SUROWIAK	120.2	24	FROST	127.5	43	BRINTON	104.3
2	67	BOWES	105.5	24	FROST	120.0	67	BOWES	126.3	64	EDMUNDS	103.8
3	24	FROST	105.1	29	BROWN	120.0	95	MORELLI	125.4	91	RAYMOND Jnr	103.7
4	88	FOSTER	105.0	82	PAYNE	119.6	29	BROWN	125.2	67	BOWES	103.7
5	40	CORREA	104.8	42	JOLLIFFE	118.9	75	SUROWIAK	125.2	75	SUROWIAK	103.2
6	43	BRINTON	104.6	43	BRINTON	118.5	43	BRINTON	124.9	42	JOLLIFFE	103.2
7	64	EDMUNDS	104.5	61	MACKAY	118.3	42	JOLLIFFE	124.9	24	FROST	102.7
8	82	PAYNE	103.8	66	HARRIS	118.1	40	CORREA	124.7	82	PAYNE	102.7
9	61	MACKAY	103.8	65	ROWAN	118.1	91	RAYMOND Jnr	124.7	61	MACKAY	102.7
10	19	McPHEE	103.8	14	HARRIS	117.9	19	McPHEE	124.7	40	CORREA	102.6
11	66	HARRIS	103.7	67	BOWES	117.9	7	McCABE	124.5	66	HARRIS	102.4
12	71	GOODMAN	103.7	40	CORREA	117.7	82	PAYNE	124.2	99	WILLIS	102.2
13	29	BROWN	103.5	19	McPHEE	117.7	61	MACKAY	124.2	88	FOSTER	102.1
14	42	JOLLIFFE	103.5	7	McCABE	117.5	66	HARRIS	123.8	14	HARRIS	101.9
15	16	BURROWS	103.5	88	FOSTER	116.9	11	JONES	123.8	16	BURROWS	101.9
16	90	DIVINE	103.5	99	WILLIS	116.9	88	FOSTER	123.3	19	McPHEE	101.9
17	91	RAYMOND Jnr	103.2	91	RAYMOND Jnr	116.7	14	HARRIS	123.3	29	BROWN	101.6
18	99	WILLIS	103.0	95	MORELLI	116.3	65	ROWAN	123.3	7	McCABE	101.5
19	95	MORELLI	102.9	71	GOODMAN	116.3	71	GOODMAN	122.9	20	MARSHALL	101.5
20	2	BANNISTER	102.9	11	JONES	116.1	64	EDMUNDS	122.9	95	MORELLI	101.3
21	14	HARRIS	102.7	28	BARNES	116.1	28	BARNES	122.6	90	DIVINE	101.0
22	65	ROWAN	102.6	64	EDMUNDS	115.5	16	BURROWS	122.4	65	ROWAN	100.9
23	7	McCABE	102.4	90	DIVINE	115.5	99	WILLIS	122.2	11	JONES	100.7
24	33	BANISH	101.6	2	BANNISTER	115.3	20	MARSHALL	122.0	28	BARNES	100.7
25	28	BARNES	101.5	16	BURROWS	115.1	33	BANISH	121.5	71	GOODMAN	100.3
26	11	JONES	100.9	20	MARSHALL	114.9	2	BANNISTER	119.8	2	BANNISTER	100.3
27	20	MARSHALL	100.9	33	BANISH	114.7	90	DIVINE	118.5	33	BANISH	99.5

MCRCB BULLETIN TK105

2024 Bennetts British Superbike Championship - Round 7

2024 R&G British Talent Cup

QUALIFYING - STATISTICS

Competitors Started	27
Planned Start	2024-08-10 @ 09:30:00.000
Actual Start	2024-08-10 @ 09:30:00.331
Finish Time	2024-08-10 @ 09:55:00.331
Track Length	2.3560mi.
Total Laps	398
Total Distance Covered	937.6893mi.

Session Fastest Lap History

NO	NAME	LAP TIME	TIME OF DAY	LAP	VEHICLE
61	Harrison MACKAY	1:25.053	09:32:55.404	2	Honda
40	Julian CORREA	1:25.035	09:33:01.454	2	Honda
29	Lucas BROWN	1:24.308	09:33:36.712	2	Honda
95	Marco MORELLI	1:23.160	09:33:56.717	2	Honda
95	Marco MORELLI	1:22.497	09:35:19.214	3	Honda
43	Amanuel BRINTON	1:22.379	09:55:04.452	15	Honda

Flag History

TYPE	TIME OF DAY
GREEN	09:30:00.331
FINISH	09:55:00.331

Flag Statistics

TYPE	COUNT	TOTAL LAPS	TOTAL TIME
Green	1	18	27:27.678
Red	0	0	0.000
Safety Car	0	0	0.000
FCY	0	0	0.000

MCRCB BULLETIN TK106

2024 Bennetts British Superbike Championship - Round 7

2024 R&G British Talent Cup

QUALIFYING - SESSION NOTES

TIME	MESSAGE
09:36:14	NO. 28 FALLER AT T13 CHICANE - RIDER BEING ASSESSED
09:37:41	UPDATE: NO. 28 - RIDER TO MEDICAL CENTRE
09:38:02	NO. 95 FALLER AT T8 GOODWOOD - RIDER OK

MCRCB BULLETIN TK107

2024 Bennetts British Superbike Championship - Round 7

2024 R&G British Talent Cup

QUALIFYING - WEATHER CONDITIONS

