

FREE PRACTICE 1 - CLASSIFICATION

POS	NO	NAME	NAT	ENTRY	TIME	ON	LAPS	GAP	DIFF	MPH
1	95	Marco MORELLI	ARG	Honda - Fibre Tec Honda	1:23.343	16	16			101.76
2	43	Amanuel BRINTON	GBR	Honda - Kovara Projects / RS Racing	1:23.395	16	16	0.052	0.052	101.70
3	40	Julian CORREA	USA	Honda - Microlise Cresswell Racing	1:23.517	18	18	0.174	0.122	101.55
4	75	Filip SUROWIAK	GBR	Honda - Team City Lifting / RS Racing	1:23.552	13	15	0.209	0.035	101.51
5	24	Ryan FROST	GBR	Honda - Fibre Tec Honda	1:23.567	16	16	0.224	0.015	101.49
6	29	Lucas BROWN	GBR	Honda - SENCAT Talent Team / Mortimer Racing	1:23.810	15	18	0.467	0.243	101.20
7	61	Harrison MACKAY	GBR	Honda - Wilson Racing / HMR	1:24.607	17	17	1.264	0.797	100.24
8	66	Ronnie HARRIS	GBR	Honda - Kovara Projects / RS Racing	1:24.707	6	16	1.364	0.100	100.12
9	64	Clayton EDMUNDS	GBR	Honda - Team City Lifting / RS Racing	1:25.183	14	15	1.840	0.476	99.56
10	7	Harley McCABE	GBR	Honda - McCabe Racing by Motorbike Buyers	1:25.926	15	16	2.583	0.743	98.70
11	42	Ben JOLLIFFE	GBR	Honda - Wilson Racing	1:26.031	13	17	2.688	0.105	98.58
12	88	Mason FOSTER	GBR	Honda - Sublime	1:26.042	9	17	2.699	0.011	98.57
13	71	Daniel GOODMAN	GBR	Honda - Fibre Tec Honda	1:26.305	16	17	2.962	0.263	98.27
14	82	Kyle PAYNE	GBR	Honda - Ilusion Racing	1:26.458	14	17	3.115	0.153	98.10
15	33	Eli BANISH	USA	Honda - Fibre Tec Honda	1:26.487	12	17	3.144	0.029	98.06
16	28	Charlie BARNES	GBR	Honda - SENCAT Talent Team / Mortimer Racing	1:26.541	12	16	3.198	0.054	98.00
17	14	Bill HARRIS	GBR	Honda - Team Harris Racing / RS Racing	1:26.665	12	17	3.322	0.124	97.86
18	19	Scott McPHEE	GBR	Honda - SMP Racing	1:26.671	9	17	3.328	0.006	97.85
19	91	Joshua RAYMOND Jnr	USA	Honda - Fibre Tec Honda	1:26.798	16	17	3.455	0.127	97.71
20	65	Alexander ROWAN	GBR	Honda - Alexander Rowan Racing	1:27.076	13	17	3.733	0.278	97.40
21	2	Josh BANNISTER	GBR	Honda - Fibre Tec Honda	1:27.087	16	17	3.744	0.011	97.39
22	67	George BOWES	GBR	Honda - GB67 Racing	1:27.198	7	15	3.855	0.111	97.26
23	99	Peter WILLIS	GBR	Honda - Clonlough.ie by WM Racing	1:27.334	16	17	3.991	0.136	97.11
24	16	Jack BURROWS	GBR	Honda - Burrows Engineering / RK Racing	1:27.436	16	17	4.093	0.102	97.00
25	11	Iwan JONES	GBR	Honda - Jones Brothers Racing	1:27.783	15	16	4.440	0.347	96.62
26	90	Aeziah DIVINE	BMU	Honda - SENCAT Talent Team / Mortimer Racing	1:29.630	12	16	6.287	1.847	94.62
27	20	Greg MARSHALL	GBR	Honda - Team Marshall Racing	1:31.317	6	14	7.974	1.687	92.88

QUALIFYING LAPTIME (110.0% of 1:23.343) = 1:31.677

Weather / Track : Cloudy / Dry

These results are provisional until the conclusion of any judicial and technical matters.

Date: 09/08/2024 Start: 10:30 Finish: 10:55

Thruxton: 2.3560 miles

Race Director: Stuart Higgs <i>S. Higgs</i> <small>Digitally Approved at 11:07 Friday, 09 August 2024</small>	Stewards:	Timekeeper: Richard Evans <i>R. EVANS</i> <small>Digitally Approved at 11:06 Friday, 09 August 2024</small>	
---	-----------	---	---

Results can be found at www.tsl-timing.com

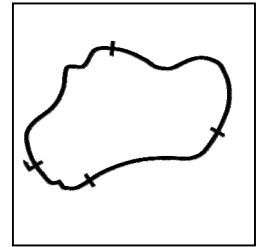
Printed - 10:59 Friday, 09 August 2024

MCRCB BULLETIN TK016

2024 Bennetts British Superbike Championship - Round 7

2024 R&G British Talent Cup

FREE PRACTICE 1 - SECTOR ANALYSIS



SECTOR 1 = FL to I1, SECTOR 2 = I1 to I2 SECTOR 3 = I2 to I3, SECTOR 4 = I3 to FL, DIFF = Difference To Personal Best Lap, P = Crossed Finish Line in Pit Lane, D = Time Disallowed

P1 95		Marco MORELLI				Honda - Fibre Tec Honda						
IDEAL LAP TIME : 1:22.893		BEST LAP TIME : 1:23.343				DIFFERENCE : 0.450						
LAP	SECTOR 1	SECTOR 2		SECTOR 3		SECTOR 4		LAP TIME	MPH	DIFF	TIME OF DAY	
1 -	OUTLAP	95.3	26.432	101.5	23.522	94.2	15.227	96.8			10:32:49.669	
2 -	30.079	99.4	23.446	112.9	21.278	108.7	14.247	98.9	1:29.050	95.24	5.707	10:34:18.719
3 -	28.906	98.5	23.182	115.5	20.792	118.9	13.721	99.1	1:26.601	97.93	3.258	10:35:45.320
4 -	28.821	100.7	22.985	115.7	20.298	122.4	13.576	98.9	1:25.680	98.99	2.337	10:37:11.000
5 -	27.952	102.2	22.850	115.9	20.177	122.9	13.467	98.3	1:24.446	100.43	1.103	10:38:35.446
6 -	27.645	102.1	22.482	117.3	20.087	121.7	13.449	99.2	1:23.663 (2)	101.37	0.320	10:39:59.109
7 -	27.547	103.4	22.471	113.5	20.336	121.3	13.384	99.2	1:23.738 (3)	101.28	0.395	10:41:22.847
8 -	27.506	103.8	23.212	114.5	20.175	117.1	14.559	95.3	1:25.452	99.25	2.109	10:42:48.299
9 -	29.136	102.9	23.264	113.9	20.754	121.5	13.439	98.8	1:26.593	97.94	3.250	10:44:14.892
10 -	27.533	102.9	22.805	115.9	20.302	122.2	13.313	99.5	1:23.953	101.02	0.610	10:45:38.845
11 -	28.024	99.7	23.534	112.9	20.373	121.3	IN PIT		1:24.866 P	99.94	1.523	10:47:03.711
12 -	OUTLAP	101.2	22.944	114.7	19.973	123.8	13.229	100.3	2:56.998	47.91	1:33.655	10:50:00.709
13 -	27.613	98.8	22.839	115.5	20.355	119.8	13.838	98.3	1:24.645	100.20	1.302	10:51:25.354
14 -	27.711	101.9	22.662	117.9	19.794	122.6	13.858	97.8	1:24.025	100.94	0.682	10:52:49.379
15 -	27.918	102.1	22.865	113.9	20.248	121.3	13.285	98.8	1:24.316	100.59	0.973	10:54:13.695
16 -	27.475	103.5	22.667	115.9	20.048	122.0	13.153	100.9	1:23.343 (1)	101.76		10:55:37.038

P2 43		Amanuel BRINTON				Honda - Kovara Projects / RS Racing						
IDEAL LAP TIME : 1:23.395		BEST LAP TIME : 1:23.395				DIFFERENCE : 0.000						
LAP	SECTOR 1	SECTOR 2		SECTOR 3		SECTOR 4		LAP TIME	MPH	DIFF	TIME OF DAY	
1 -	OUTLAP	96.0	26.247	109.1	21.440	93.9	15.497	96.0			10:33:06.358	
2 -	30.024	101.2	23.823	115.7	20.798	115.9	14.427	98.2	1:29.072	95.22	5.677	10:34:35.430
3 -	29.076	102.4	23.333	116.7	20.595	119.4	13.968	98.3	1:26.972	97.52	3.577	10:36:02.402
4 -	28.441	102.7	23.133	115.9	20.364	119.8	13.873	98.6	1:25.811	98.84	2.416	10:37:28.213
5 -	28.174	104.0	23.186	117.1	20.211	119.6	13.860	99.2	1:25.431	99.28	2.036	10:38:53.644
6 -	28.041	103.5	22.654	117.5	20.366	119.8	13.739	99.5	1:24.800	100.01	1.405	10:40:18.444
7 -	27.980	102.9	22.555	118.1	20.231	121.3	13.655	99.5	1:24.421	100.46	1.026	10:41:42.865
8 -	27.819	105.6	22.647	119.6	20.367	120.9	13.467	99.2	1:24.300 (3)	100.61	0.905	10:43:07.165
9 -	29.178	101.2	23.613	109.2	22.667	97.8	IN PIT		1:29.352 P	94.92	5.957	10:44:36.517
10 -	OUTLAP	102.4	23.134	115.7	20.574	112.5	14.412	97.8	2:49.866	49.93	1:26.471	10:47:26.383
11 -	28.038	103.8	23.013	114.9	20.671	116.3	14.043	99.4	1:25.765	98.89	2.370	10:48:52.148
12 -	27.930	104.2	22.876	115.5	20.471	119.8	13.708	99.5	1:24.985	99.80	1.590	10:50:17.133
13 -	27.905	104.0	22.655	116.3	20.103	122.2	13.501	100.0	1:24.164 (2)	100.77	0.769	10:51:41.297
14 -	27.735	105.6	22.764	115.5	20.498	102.7	14.324	99.4	1:25.321	99.40	1.926	10:53:06.618
15 -	27.862	103.2	23.620	108.7	21.218	104.0	14.064	100.7	1:26.764	97.75	3.369	10:54:33.382
16 -	27.654	104.0	22.306	117.7	20.066	121.3	13.369	100.3	1:23.395 (1)	101.70		10:55:56.777

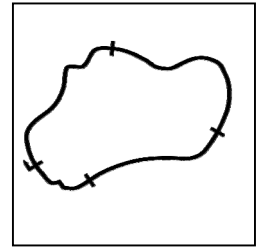
P3 40		Julian CORREA				Honda - Microlise Cresswell Racing						
IDEAL LAP TIME : 1:23.136		BEST LAP TIME : 1:23.517				DIFFERENCE : 0.381						
LAP	SECTOR 1	SECTOR 2		SECTOR 3		SECTOR 4		LAP TIME	MPH	DIFF	TIME OF DAY	
1 -	OUTLAP	94.7	25.196	113.1	21.462	98.8	16.106	93.9			10:31:44.426	
2 -	29.993	100.6	23.562	116.3	20.683	112.0	14.478	97.3	1:28.716	95.60	5.199	10:33:13.142
3 -	28.978	100.9	23.247	115.7	20.416	117.3	14.078	97.8	1:26.719	97.80	3.202	10:34:39.861
4 -	28.491	102.6	22.989	117.9	20.028	120.4	14.170	99.4	1:25.678	98.99	2.161	10:36:05.539
5 -	28.783	102.9	23.302	115.7	20.178	118.9	13.918	98.2	1:26.181	98.41	2.664	10:37:31.720
6 -	28.408	101.8	22.952	117.5	19.912	120.4	13.878	98.2	1:25.150	99.60	1.633	10:38:56.870
7 -	28.211	102.6	22.837	117.3	20.260	117.3	14.023	98.6	1:25.331	99.39	1.814	10:40:22.201
8 -	28.151	102.1	22.909	116.1	20.544	115.9	14.118	98.2	1:25.722	98.94	2.205	10:41:47.923
9 -	28.279	101.8	23.251	111.2	20.530	115.1	14.036	99.1	1:26.096	98.51	2.579	10:43:14.019
10 -	28.090	102.4	22.982	115.3	20.132	121.5	13.657	99.7	1:24.861	99.94	1.344	10:44:38.880
11 -	27.957	102.9	22.758	116.9	19.956	122.0	13.831	100.3	1:24.502	100.37	0.985	10:46:03.382
12 -	28.144	105.1	22.651	117.9	19.542	119.4	14.072	98.9	1:24.409	100.48	0.892	10:47:27.791
13 -	28.192	102.6	23.894	105.0	20.776	112.4	14.067	98.8	1:26.929	97.56	3.412	10:48:54.720
14 -	27.843	104.0	22.594	116.9	19.626	123.3	13.547	100.9	1:23.610 (2)	101.44	0.093	10:50:18.330
15 -	28.118	103.4	22.651	117.9	19.593	124.5	13.602	100.3	1:23.964	101.01	0.447	10:51:42.294
16 -	27.787	103.5	22.352	119.8	19.919	122.4	13.576	100.7	1:23.634 (3)	101.41	0.117	10:53:05.928
17 -	27.970	101.8	23.207	111.8	20.604	117.3	13.890	98.5	1:25.671	99.00	2.154	10:54:31.599
18 -	27.782	104.0	22.575	116.1	19.700	122.0	13.460	99.5	1:23.517 (1)	101.55		10:55:55.116

MCRCB BULLETIN TK016

2024 Bennetts British Superbike Championship - Round 7

2024 R&G British Talent Cup

FREE PRACTICE 1 - SECTOR ANALYSIS



SECTOR 1 = FL to I1, SECTOR 2 = I1 to I2 SECTOR 3 = I2 to I3, SECTOR 4 = I3 to FL, DIFF = Difference To Personal Best Lap, P = Crossed Finish Line in Pit Lane, D = Time Disallowed

P4 75		Filip SUROWIAK				Honda - Team City Lifting / RS Racing						
IDEAL LAP TIME : 1:23.121		BEST LAP TIME : 1:23.552				DIFFERENCE : 0.431						
LAP	SECTOR 1	SECTOR 2		SECTOR 3		SECTOR 4		LAP TIME	MPH	DIFF	TIME OF DAY	
1 -	OUTLAP	94.9	25.588	109.2	21.282	96.2	15.136	97.8			10:33:05.267	
2 -	29.532	101.6	23.725	115.1	20.621	119.8	14.145	98.2	1:28.023	96.35	4.471	10:34:33.290
3 -	28.636	102.9	23.095	117.1	20.158	120.9	13.913	98.8	1:25.802	98.85	2.250	10:35:59.092
4 -	28.320	102.1	22.928	117.1	20.044	121.1	14.220	98.2	1:25.512	99.18	1.960	10:37:24.604
5 -	28.353	101.8	23.112	116.9	20.103	121.5	13.630	99.7	1:25.198	99.55	1.646	10:38:49.802
6 -	28.070	103.8	22.803	118.7	20.100	121.5	13.530	99.7	1:24.503	100.37	0.951	10:40:14.305
7 -	29.220	101.6	22.926	116.5	20.753	104.6	IN PIT		1:27.081	P 97.39	3.529	10:41:41.386
8 -	OUTLAP	102.1	22.918	118.3	20.904	120.0	13.497	98.6	4:01.611	35.10	2:38.059	10:45:42.997
9 -	28.063	102.9	22.950	114.9	20.222	120.6	13.430	99.1	1:24.665	100.17	1.113	10:47:07.662
10 -	27.783	104.0	22.707	116.3	19.887	121.7	13.501	100.1	1:23.878	(3) 101.11	0.326	10:48:31.540
11 -	28.436	102.6	22.866	116.7	19.962	120.2	13.568	100.0	1:24.832	99.98	1.280	10:49:56.372
12 -	28.535	90.8	24.438	108.4	21.486	104.2	16.699	97.6	1:31.158	93.04	7.606	10:51:27.530
13 -	27.774	103.5	22.616	117.1	19.618	124.9	13.544	100.4	1:23.552	(1) 101.51		10:52:51.082
14 -	28.230	102.9	22.611	115.7	19.853	123.1	13.118	100.9	1:23.812	(2) 101.19	0.260	10:54:14.894
15 -	27.850	103.5	22.713	114.7	20.212	119.8	13.390	100.0	1:24.165	100.77	0.613	10:55:39.059

P5 24		Ryan FROST				Honda - Fibre Tec Honda						
IDEAL LAP TIME : 1:23.247		BEST LAP TIME : 1:23.567				DIFFERENCE : 0.320						
LAP	SECTOR 1	SECTOR 2		SECTOR 3		SECTOR 4		LAP TIME	MPH	DIFF	TIME OF DAY	
1 -	OUTLAP	100.3	24.695	108.9	21.589	100.9	15.595	97.9			10:31:39.756	
2 -	28.624	103.8	23.502	116.3	20.753	108.0	14.206	101.3	1:27.085	97.39	3.518	10:33:06.841
3 -	28.655	105.1	23.094	116.7	20.821	113.3	13.840	100.9	1:26.410	98.15	2.843	10:34:33.251
4 -	28.175	104.3	22.768	119.1	20.078	120.9	13.690	101.8	1:24.711	100.12	1.144	10:35:57.962
5 -	29.049	96.0	25.050	110.9	22.539	104.2	IN PIT		1:30.381	P 93.84	6.814	10:37:28.343
6 -	OUTLAP	104.0	22.883	118.1	20.236	122.9	13.633	100.6	3:57.593	35.69	2:34.026	10:41:25.936
7 -	27.931	104.5	22.977	117.5	20.686	120.6	13.582	101.3	1:25.176	99.57	1.609	10:42:51.112
8 -	28.050	104.5	22.743	118.3	19.946	117.7	14.533	100.3	1:25.272	99.46	1.705	10:44:16.384
9 -	27.977	103.5	22.861	118.3	20.209	123.8	13.416	101.6	1:24.463	100.41	0.896	10:45:40.847
10 -	27.863	103.8	22.792	118.5	19.962	124.2	13.403	101.0	1:24.020	100.94	0.453	10:47:04.867
11 -	27.550	104.0	22.761	118.3	19.806	123.5	13.692	98.9	1:23.809	(2) 101.20	0.242	10:48:28.676
12 -	32.372	97.5	22.952	117.5	19.822	124.2	13.451	102.6	1:28.597	95.73	5.030	10:49:57.273
13 -	27.960	104.2	23.953	106.1	23.105	91.6	13.910	102.6	1:28.928	95.37	5.361	10:51:26.201
14 -	27.845	103.4	22.646	120.6	19.994	124.7	13.358	102.6	1:23.843	(3) 101.16	0.276	10:52:50.044
15 -	28.138	104.0	22.721	117.3	19.944	124.7	13.245	101.8	1:24.048	100.91	0.481	10:54:14.092
16 -	27.669	104.6	22.697	117.9	19.893	123.8	13.308	103.0	1:23.567	(1) 101.49		10:55:37.659

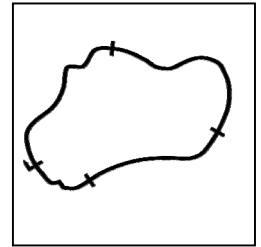
P6 29		Lucas BROWN				Honda - SENCAT Talent Team / Mortimer Racing						
IDEAL LAP TIME : 1:23.626		BEST LAP TIME : 1:23.810				DIFFERENCE : 0.184						
LAP	SECTOR 1	SECTOR 2		SECTOR 3		SECTOR 4		LAP TIME	MPH	DIFF	TIME OF DAY	
1 -	OUTLAP	98.3	24.143	115.1	21.189	92.9	16.891	94.5			10:31:37.042	
2 -	29.399	101.5	23.316	116.5	20.546	113.1	14.624	96.8	1:27.885	96.50	4.075	10:33:04.927
3 -	28.959	101.2	23.154	117.3	20.738	115.7	14.433	96.9	1:27.284	97.17	3.474	10:34:32.211
4 -	28.418	102.4	22.817	118.3	20.519	117.9	14.028	96.6	1:25.782	98.87	1.972	10:35:57.993
5 -	28.148	100.6	22.891	117.9	20.183	117.7	14.038	97.8	1:25.260	99.47	1.450	10:37:23.253
6 -	27.798	101.8	22.930	118.7	20.274	118.1	13.761	97.3	1:24.763	100.06	0.953	10:38:48.016
7 -	28.013	101.5	22.727	118.7	20.148	120.2	14.218	98.2	1:25.106	99.65	1.296	10:40:13.122
8 -	28.664	100.6	23.430	116.9	20.587	116.7	14.195	96.9	1:26.876	97.62	3.066	10:41:39.998
9 -	27.734	103.2	22.775	115.9	23.347	86.9	14.088	98.3	1:27.944	96.44	4.134	10:43:07.942
10 -	28.566	100.1	23.543	110.9	22.831	88.1	14.930	98.5	1:29.870	94.37	6.060	10:44:37.812
11 -	27.631	102.9	22.676	118.9	20.552	118.5	13.587	98.1	1:24.446	100.43	0.636	10:46:02.258
12 -	28.481	101.3	22.931	117.5	20.316	112.5	14.882	97.6	1:26.610	97.92	2.800	10:47:28.868
13 -	27.584	103.2	23.185	111.6	20.549	118.3	13.556	98.5	1:24.874	99.93	1.064	10:48:53.742
14 -	27.640	102.4	22.750	117.1	20.363	118.5	13.446	98.5	1:24.199	(3) 100.73	0.389	10:50:17.941
15 -	27.698	102.9	22.741	118.5	20.016	120.2	13.355	99.2	1:23.810	(1) 101.20		10:51:41.751
16 -	27.593	104.0	22.671	118.9	20.165	119.8	13.434	98.5	1:23.863	(2) 101.13	0.053	10:53:05.614
17 -	28.650	103.2	23.103	112.0	21.119	112.2	13.915	99.5	1:26.787	97.72	2.977	10:54:32.401
18 -	28.066	102.9	22.671	116.7	20.471	119.6	13.553	99.1	1:24.761	100.06	0.951	10:55:57.162

MCRCB BULLETIN TK016

2024 Bennetts British Superbike Championship - Round 7

2024 R&G British Talent Cup

FREE PRACTICE 1 - SECTOR ANALYSIS



SECTOR 1 = FL to I1, SECTOR 2 = I1 to I2 SECTOR 3 = I2 to I3, SECTOR 4 = I3 to FL, DIFF = Difference To Personal Best Lap, P = Crossed Finish Line in Pit Lane, D = Time Disallowed

P7 61		Harrison MACKAY				Honda - Wilson Racing / HMR						
IDEAL LAP TIME : 1:24.483		BEST LAP TIME : 1:24.607				DIFFERENCE : 0.124						
LAP	SECTOR 1	SECTOR 2		SECTOR 3		SECTOR 4		LAP TIME	MPH	DIFF	TIME OF DAY	
1 -	OUTLAP	98.6	24.603	114.9	21.150	94.6	16.006	98.3			10:31:48.002	
2 -	30.097	103.8	24.059	114.9	20.365	100.4	15.302	100.7	1:29.823	94.42	5.216	10:33:17.825
3 -	29.521	103.8	23.640	113.3	20.879	109.6	14.844	99.2	1:28.884	95.42	4.277	10:34:46.709
4 -	29.538	103.4	23.349	116.3	20.941	116.9	14.502	98.2	1:28.330	96.02	3.723	10:36:15.039
5 -	29.224	103.0	23.039	117.5	20.261	119.6	14.399	98.3	1:26.923	97.57	2.316	10:37:41.962
6 -	28.872	103.0	23.097	117.1	20.182	116.7	14.090	99.5	1:26.241	98.34	1.634	10:39:08.203
7 -	28.947	103.7	22.953	116.9	20.223	121.3	14.068	98.8	1:26.191	98.40	1.584	10:40:34.394
8 -	28.832	103.5	22.773	116.7	20.135	120.6	14.031	98.6	1:25.771	98.88	1.164	10:42:00.165
9 -	29.196	100.3	23.372	114.3	21.809	104.5	14.560	98.6	1:28.937	95.36	4.330	10:43:29.102
10 -	28.601	103.2	22.962	116.1	20.409	115.5	IN PIT		1:25.131	P	0.524	10:44:54.233
11 -	OUTLAP	102.4	22.852	117.1	20.000	120.6	13.900	99.1	2:11.657	64.42	47.050	10:47:05.890
12 -	28.510	102.7	22.864	116.5	19.977	121.7	14.015	98.3	1:25.366	(3)	0.759	10:48:31.256
13 -	28.580	103.0	22.844	116.5	20.124	118.7	13.868	100.6	1:25.416	99.29	0.809	10:49:56.672
14 -	28.487	101.6	23.619	109.6	20.883	113.7	14.282	98.5	1:27.271	97.18	2.664	10:51:23.943
15 -	28.379	103.5	22.845	116.5	20.816	119.1	13.973	95.8	1:26.013	98.60	1.406	10:52:49.956
16 -	28.562	104.3	22.736	116.3	19.770	120.4	13.726	98.8	1:24.794	(2)	100.02	10:54:14.750
17 -	28.294	103.7	22.851	114.9	19.727	122.2	13.735	100.3	1:24.607	(1)	100.24	10:55:39.357

P8 66		Ronnie HARRIS				Honda - Kovara Projects / RS Racing						
IDEAL LAP TIME : 1:24.503		BEST LAP TIME : 1:24.707				DIFFERENCE : 0.204						
LAP	SECTOR 1	SECTOR 2		SECTOR 3		SECTOR 4		LAP TIME	MPH	DIFF	TIME OF DAY	
1 -	OUTLAP	96.8	25.610	107.2	21.408	98.6	15.109	97.9			10:33:05.644	
2 -	29.507	100.6	23.555	112.2	20.950	114.9	14.037	99.5	1:28.049	96.32	3.342	10:34:33.693
3 -	28.772	100.9	23.155	116.9	20.102	117.1	13.735	99.5	1:25.764	98.89	1.057	10:35:59.457
4 -	28.310	101.6	22.925	115.9	20.122	116.9	14.139	98.5	1:25.496	99.20	0.789	10:37:24.953
5 -	28.259	102.6	23.039	117.1	20.120	115.5	13.647	100.1	1:25.065	(2)	0.358	10:38:50.018
6 -	28.223	103.5	22.626	118.3	20.272	120.9	13.586	100.0	1:24.707	(1)	100.12	10:40:14.725
7 -	29.062	104.6	22.960	115.1	20.340	116.1	14.060	100.1	1:26.422	98.14	1.715	10:41:41.147
8 -	29.184	104.3	22.905	116.9	20.628	115.5	13.694	99.5	1:26.411	98.15	1.704	10:43:07.558
9 -	29.327	100.9	23.555	106.5	21.027	119.1	13.776	98.2	1:27.685	96.72	2.978	10:44:35.243
10 -	28.484	101.6	23.142	114.9	20.970	116.9	IN PIT		1:25.385	P	0.678	10:46:00.628
11 -	OUTLAP	99.8	23.561	112.9	20.858	118.5	13.670	98.9	2:47.645	50.59	1:22.938	10:48:48.273
12 -	28.572	102.6	22.962	114.9	20.587	118.1	14.494	97.9	1:26.615	97.92	1.908	10:50:14.888
13 -	28.524	102.4	23.064	115.5	20.505	121.1	13.684	99.5	1:25.777	98.87	1.070	10:51:40.665
14 -	28.315	103.5	23.258	112.4	20.353	115.7	14.476	99.5	1:26.402	98.16	1.695	10:53:07.067
15 -	28.837	103.8	22.924	114.1	20.533	113.7	13.852	99.1	1:26.146	98.45	1.439	10:54:33.213
16 -	28.274	103.0	22.892	113.5	20.513	120.9	13.552	99.1	1:25.231	(3)	0.524	10:55:58.444

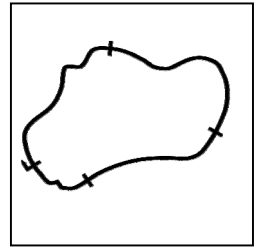
P9 64		Clayton EDMUNDS				Honda - Team City Lifting / RS Racing						
IDEAL LAP TIME : 1:24.808		BEST LAP TIME : 1:25.183				DIFFERENCE : 0.375						
LAP	SECTOR 1	SECTOR 2		SECTOR 3		SECTOR 4		LAP TIME	MPH	DIFF	TIME OF DAY	
1 -	OUTLAP	96.1	24.667	110.3	21.657	109.1	15.761	95.0			10:32:57.859	
2 -	29.803	100.7	23.538	112.2	21.590	114.9	14.230	98.2	1:29.161	95.12	3.978	10:34:27.020
3 -	29.279	98.2	23.454	112.9	21.154	115.7	13.959	97.9	1:27.846	96.55	2.663	10:35:54.866
4 -	28.812	98.6	23.318	113.1	21.049	116.3	14.103	99.2	1:27.282	97.17	2.099	10:37:22.148
5 -	28.606	98.2	23.808	113.9	20.725	117.5	14.046	97.6	1:27.185	97.28	2.002	10:38:49.333
6 -	28.346	101.9	23.013	115.3	20.556	117.1	14.069	98.1	1:25.984	98.64	0.801	10:40:15.317
7 -	29.021	100.3	23.411	113.7	20.662	117.9	IN PIT		1:26.798	P	1.615	10:41:42.115
8 -	OUTLAP	101.0	23.042	114.1	20.749	120.6	13.666	99.2	4:01.192	35.16	2:36.009	10:45:43.307
9 -	28.159	103.4	22.945	113.1	20.636	118.1	13.533	99.2	1:25.273	(2)	0.090	10:47:08.580
10 -	28.258	101.0	23.201	113.9	20.629	117.9	13.701	98.3	1:25.789	98.86	0.606	10:48:34.369
11 -	28.407	101.6	23.129	112.9	20.747	118.3	13.543	99.7	1:25.826	98.82	0.643	10:50:00.195
12 -	28.491	98.9	22.917	114.3	20.576	119.6	13.732	99.5	1:25.716	98.95	0.533	10:51:25.911
13 -	28.199	103.7	23.031	115.1	20.245	119.8	14.030	100.0	1:25.505	(3)	0.322	10:52:51.416
14 -	28.165	104.2	22.871	113.3	20.398	119.8	13.749	97.5	1:25.183	(1)	99.56	10:54:16.599
15 -	28.236	101.8	23.331	110.7	20.841	116.5	13.676	99.2	1:26.084	98.52	0.901	10:55:42.683

MCRCB BULLETIN TK016

2024 Bennetts British Superbike Championship - Round 7

2024 R&G British Talent Cup

FREE PRACTICE 1 - SECTOR ANALYSIS



SECTOR 1 = FL to I1, SECTOR 2 = I1 to I2 SECTOR 3 = I2 to I3, SECTOR 4 = I3 to FL, DIFF = Difference To Personal Best Lap, P = Crossed Finish Line in Pit Lane, D = Time Disallowed

P10 7		Harley McCABE				Honda - McCabe Racing by Motorbike Buyers						
IDEAL LAP TIME : 1:25.816		BEST LAP TIME : 1:25.926				DIFFERENCE : 0.110						
LAP	SECTOR 1	SECTOR 2		SECTOR 3		SECTOR 4		LAP TIME	MPH	DIFF	TIME OF DAY	
1 -	OUTLAP	95.7	25.367	106.3	22.072	97.3	16.202	91.5			10:32:33.835	
2 -	30.889	93.7	24.465	111.4	21.637	105.5	15.559	93.4	1:32.550	91.64	6.624	10:34:06.385
3 -	29.705	97.3	23.885	113.3	21.657	110.0	15.152	93.7	1:30.399	93.82	4.473	10:35:36.784
4 -	29.717	97.8	24.111	112.9	20.915	111.1		IN PIT	1:30.064	P 94.17	4.138	10:37:06.848
5 -	OUTLAP	98.5	24.357	112.2	20.994	110.7	14.962	94.3	2:01.170	69.99	35.244	10:39:08.018
6 -	29.087	100.4	23.547	114.7	21.056	116.1	14.623	94.6	1:28.313	96.04	2.387	10:40:36.331
7 -	28.818	99.1	23.636	113.1	21.014	115.7	14.346	96.0	1:27.814	96.58	1.888	10:42:04.145
8 -	28.792	101.2	23.638	110.9	21.345	113.5	14.334	96.4	1:28.109	96.26	2.183	10:43:32.254
9 -	28.670	101.3	23.517	113.5	21.288	116.1	14.282	94.7	1:27.757	96.64	1.831	10:45:00.011
10 -	28.763	100.3	23.706	111.4	21.183	114.9	14.304	95.8	1:27.956	96.43	2.030	10:46:27.967
11 -	31.093	97.8	24.530	106.5	22.785	97.9		IN PIT	1:36.196	P 88.17	10.270	10:48:04.163
12 -	OUTLAP	100.3	23.660	112.0	20.788	116.5	14.187	96.4	2:01.213	69.97	35.287	10:50:05.376
13 -	28.552	100.7	23.443	113.3	20.836	117.7	13.936	96.6	1:26.767	97.75	0.841	10:51:32.143
14 -	28.432	100.7	23.378	113.3	20.666	117.7	13.913	96.8	1:26.389	(2) 98.17	0.463	10:52:58.532
15 -	28.064	102.2	23.485	112.9	20.640	118.7	13.737	96.9	1:25.926	(1) 98.70		10:54:24.458
16 -	28.061	102.1	23.642	110.1	21.016	116.5	13.797	96.1	1:26.516	(3) 98.03	0.590	10:55:50.974

P11 42		Ben JOLLIFFE				Honda - Wilson Racing						
IDEAL LAP TIME : 1:25.598		BEST LAP TIME : 1:26.031				DIFFERENCE : 0.433						
LAP	SECTOR 1	SECTOR 2		SECTOR 3		SECTOR 4		LAP TIME	MPH	DIFF	TIME OF DAY	
1 -	OUTLAP	95.3	26.732	110.7	22.571	96.6	16.226	94.5			10:32:22.036	
2 -	31.320	98.3	24.867	112.4	21.479	116.3	15.286	95.5	1:32.952	91.24	6.921	10:33:54.988
3 -	30.590	99.1	24.656	107.0	21.963	98.6		IN PIT	1:33.603	P 90.61	7.572	10:35:28.591
4 -	OUTLAP	99.1	23.855	115.3	20.942	111.1	14.801	97.6	1:47.301	79.04	21.270	10:37:15.892
5 -	29.325	100.4	23.755	115.3	21.039	112.5	14.800	97.1	1:28.919	95.38	2.888	10:38:44.811
6 -	29.061	100.1	23.321	120.2	21.033	114.3	14.551	97.2	1:27.966	96.41	1.935	10:40:12.777
7 -	29.159	100.7	23.699	113.9	20.860	116.9	14.398	97.8	1:28.116	96.25	2.085	10:41:40.893
8 -	28.870	101.8	23.457	113.9	20.816	109.4	14.337	99.2	1:27.480	96.95	1.449	10:43:08.373
9 -	29.311	101.6	23.367	113.5	20.667	115.5	14.063	98.5	1:27.408	97.03	1.377	10:44:35.781
10 -	28.678	101.2	23.332	113.5	20.972	113.3	14.050	98.8	1:27.032	97.45	1.001	10:46:02.813
11 -	28.639	102.4	23.227	115.5	20.393	117.1	14.114	99.2	1:26.373	(3) 98.19	0.342	10:47:29.186
12 -	28.306	102.9	23.367	114.5	20.513	118.7	13.910	99.4	1:26.096	(2) 98.51	0.065	10:48:55.282
13 -	28.164	102.9	23.176	113.5	20.674	118.3	14.017	98.3	1:26.031	(1) 98.58		10:50:21.313
14 -	28.678	101.5	23.188	114.3	21.024	114.1	14.055	98.1	1:26.945	97.55	0.914	10:51:48.258
15 -	28.695	101.0	23.545	113.3	20.874	116.9	14.005	97.9	1:27.119	97.35	1.088	10:53:15.377
16 -	28.704	101.6	23.472	113.9	20.877	117.3	14.035	98.6	1:27.088	97.39	1.057	10:54:42.465
17 -	28.623	99.7	23.347	112.7	20.950	116.5	13.865	97.6	1:26.785	97.73	0.754	10:56:09.250

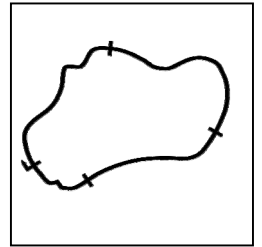
P12 88		Mason FOSTER				Honda - Sublime						
IDEAL LAP TIME : 1:25.809		BEST LAP TIME : 1:26.042				DIFFERENCE : 0.233						
LAP	SECTOR 1	SECTOR 2		SECTOR 3		SECTOR 4		LAP TIME	MPH	DIFF	TIME OF DAY	
1 -	OUTLAP	95.3	25.353	110.3	22.679	80.4	16.483	95.8			10:31:42.310	
2 -	30.519	98.8	24.487	113.5	21.637	100.0	15.369	97.3	1:32.012	92.17	5.970	10:33:14.322
3 -	29.952	99.7	24.137	112.7	21.770	101.3	15.062	97.5	1:30.921	93.28	4.879	10:34:45.243
4 -	30.421	99.4	23.874	116.1	21.157	110.1	14.586	99.1	1:30.038	94.20	3.996	10:36:15.281
5 -	29.278	101.5	23.553	114.9	20.679	119.6	14.225	100.4	1:27.735	96.67	1.693	10:37:43.016
6 -	28.871	102.1	23.834	112.5	20.917	113.9	14.676	99.1	1:28.298	96.05	2.256	10:39:11.314
7 -	28.692	103.4	23.282	114.5	21.049	117.7	14.173	97.6	1:27.196	97.27	1.154	10:40:38.510
8 -	28.633	103.0	23.342	114.3	20.951	113.7	14.265	98.6	1:27.191	97.27	1.149	10:42:05.701
9 -	28.402	102.6	23.249	115.3	20.479	118.9	13.912	99.1	1:26.042	(1) 98.57		10:43:31.743
10 -	28.444	101.8	23.769	110.9	21.864	98.3	15.063	98.3	1:29.140	95.14	3.098	10:45:00.883
11 -	28.510	102.4	23.575	113.7	20.994	117.1	14.071	99.4	1:27.150	97.32	1.108	10:46:28.033
12 -	29.263	103.5	23.640	113.5	20.996	116.9	13.851	98.8	1:27.750	96.65	1.708	10:47:55.783
13 -	28.639	101.5	23.665	111.4	21.107	113.7	14.075	98.9	1:27.486	96.94	1.444	10:49:23.269
14 -	28.640	101.3	23.535	112.4	21.730	103.7	15.804	97.9	1:29.709	94.54	3.667	10:50:52.978
15 -	28.447	102.9	23.832	111.1	22.081	88.7	15.959	99.1	1:30.319	93.90	4.277	10:52:23.297
16 -	28.527	102.4	23.398	112.9	20.693	119.6	13.728	98.9	1:26.346	(2) 98.22	0.304	10:53:49.643
17 -	28.846	102.2	23.534	112.4	20.744	120.2	13.679	99.5	1:26.803	(3) 97.71	0.761	10:55:16.446

MCRCB BULLETIN TK016

2024 Bennetts British Superbike Championship - Round 7

2024 R&G British Talent Cup

FREE PRACTICE 1 - SECTOR ANALYSIS



SECTOR 1 = FL to I1, SECTOR 2 = I1 to I2 SECTOR 3 = I2 to I3, SECTOR 4 = I3 to FL, DIFF = Difference To Personal Best Lap, P = Crossed Finish Line in Pit Lane, D = Time Disallowed

P13 71		Daniel GOODMAN				Honda - Fibre Tec Honda						
IDEAL LAP TIME : 1:25.595		BEST LAP TIME : 1:26.305				DIFFERENCE : 0.710						
LAP	SECTOR 1	SECTOR 2		SECTOR 3		SECTOR 4		LAP TIME	MPH	DIFF	TIME OF DAY	
1 -	OUTLAP	98.5	25.045	112.2	22.215	107.8	15.549	94.5			10:31:41.085	
2 -	30.096	99.8	23.906	112.0	20.918	115.7	14.350	96.5	1:29.270	95.01	2.965	10:33:10.355
3 -	29.143	100.6	23.672	112.9	20.767	112.4	14.318	97.1	1:27.900	96.49	1.595	10:34:38.255
4 -	29.104	102.2	23.345	113.9	20.466	117.5	14.279	95.8	1:27.194	97.27	0.889	10:36:05.449
5 -	28.801	100.4	23.762	112.2	20.781	116.3	14.104	96.5	1:27.448	96.99	1.143	10:37:32.897
6 -	28.717	100.3	23.397	113.9	20.480	118.5	14.167	97.1	1:26.761	97.75	0.456	10:38:59.658
7 -	28.926	103.4	23.803	114.3	20.766	108.0	IN PIT		1:26.975	P 97.51	0.670	10:40:26.633
8 -	OUTLAP	98.6	23.451	112.2	21.015	108.4	14.436	97.2	1:45.394	80.47	19.089	10:42:12.027
9 -	30.071	102.7	23.369	111.8	20.757	115.5	14.185	97.5	1:28.382	95.96	2.077	10:43:40.409
10 -	28.902	102.2	23.289	112.4	20.499	112.2	14.163	97.9	1:26.853	97.65	0.548	10:45:07.262
11 -	28.483	103.4	22.952	114.9	20.841	109.6	14.247	97.2	1:26.523	(3) 98.02	0.218	10:46:33.785
12 -	28.703	103.8	23.316	113.7	20.547	115.3	14.189	97.6	1:26.755	97.76	0.450	10:48:00.540
13 -	28.742	101.9	23.356	114.9	20.473	120.4	14.001	97.8	1:26.572	97.97	0.267	10:49:27.112
14 -	28.986	103.2	23.026	116.5	20.810	114.9	14.488	97.3	1:27.310	97.14	1.005	10:50:54.422
15 -	28.730	102.6	23.277	113.1	20.860	97.5	14.222	98.5	1:27.089	97.39	0.784	10:52:21.511
16 -	28.591	103.4	23.281	113.7	20.560	119.1	13.873	97.3	1:26.305 (1)	98.27		10:53:47.816
17 -	28.385	104.5	23.342	112.2	20.889	119.4	13.792	97.6	1:26.408	(2) 98.15	0.103	10:55:14.224

P14 82		Kyle PAYNE				Honda - Illusion Racing						
IDEAL LAP TIME : 1:26.085		BEST LAP TIME : 1:26.458				DIFFERENCE : 0.373						
LAP	SECTOR 1	SECTOR 2		SECTOR 3		SECTOR 4		LAP TIME	MPH	DIFF	TIME OF DAY	
1 -	OUTLAP	95.4	25.733	106.6	22.995	85.0	16.733	94.5			10:31:42.429	
2 -	30.553	99.1	24.411	110.7	21.971	99.4	15.393	97.8	1:32.328	91.86	5.870	10:33:14.757
3 -	29.692	99.5	24.076	112.2	21.813	96.2	15.172	97.9	1:30.753	93.45	4.295	10:34:45.510
4 -	29.467	99.4	24.259	113.3	21.675	101.0	15.311	99.2	1:30.712	93.50	4.254	10:36:16.222
5 -	29.624	102.2	23.702	114.1	21.089	109.1	14.775	98.5	1:29.190	95.09	2.732	10:37:45.412
6 -	29.357	100.0	23.890	114.5	20.913	116.7	14.692	98.5	1:28.852	95.45	2.394	10:39:14.264
7 -	28.971	102.2	23.725	114.5	21.021	116.7	14.613	98.1	1:28.330	96.02	1.872	10:40:42.594
8 -	28.861	100.3	23.564	114.1	20.933	118.3	14.358	98.1	1:27.716	96.69	1.258	10:42:10.310
9 -	28.953	100.6	23.680	112.5	21.118	117.5	14.169	99.4	1:27.920	96.46	1.462	10:43:38.230
10 -	28.942	101.3	23.540	114.7	20.961	119.1	14.261	96.9	1:27.704	96.70	1.246	10:45:05.934
11 -	28.732	101.3	23.337	114.5	20.845	115.5	14.416	98.2	1:27.330	97.12	0.872	10:46:33.264
12 -	28.728	102.7	23.317	114.5	20.687	117.5	14.178	99.4	1:26.910	97.59	0.452	10:48:00.174
13 -	28.765	101.6	23.596	114.7	20.558	119.1	14.197	100.6	1:27.116	97.35	0.658	10:49:27.290
14 -	28.550	101.2	23.181	116.3	20.561	118.1	14.166	98.1	1:26.458 (1)	98.10		10:50:53.748
15 -	28.736	100.7	23.039	117.7	21.135	117.7	13.938	99.2	1:26.848	(3) 97.66	0.390	10:52:20.596
16 -	28.639	100.0	23.249	112.9	20.877	117.9	14.081	98.5	1:26.846	(2) 97.66	0.388	10:53:47.442
17 -	28.587	102.7	23.532	111.8	21.473	101.9	14.145	99.1	1:27.737	96.67	1.279	10:55:15.179

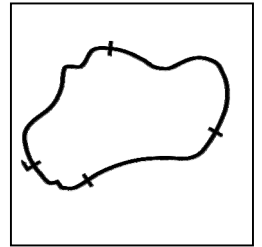
P15 33		Eli BANISH				Honda - Fibre Tec Honda						
IDEAL LAP TIME : 1:25.996		BEST LAP TIME : 1:26.487				DIFFERENCE : 0.491						
LAP	SECTOR 1	SECTOR 2		SECTOR 3		SECTOR 4		LAP TIME	MPH	DIFF	TIME OF DAY	
1 -	OUTLAP	96.2	25.091	107.3	22.261	96.4	15.769	93.8			10:31:47.538	
2 -	30.512	99.1	24.671	109.6	21.760	96.0	15.295	95.0	1:32.238	91.95	5.751	10:33:19.776
3 -	30.464	97.8	23.989	111.8	21.358	103.8	15.628	92.6	1:31.439	92.75	4.952	10:34:51.215
4 -	29.737	98.2	23.680	109.8	21.205	109.4	14.762	94.5	1:29.384	94.88	2.897	10:36:20.599
5 -	29.392	98.6	23.604	111.2	20.872	111.1	14.431	97.1	1:28.299	96.05	1.812	10:37:48.898
6 -	29.290	99.2	23.526	110.9	21.027	112.4	14.367	96.4	1:28.210	96.15	1.723	10:39:17.108
7 -	29.137	100.6	23.258	112.5	20.863	113.7	14.405	95.4	1:27.663	96.75	1.176	10:40:44.771
8 -	29.118	100.6	23.252	110.9	20.884	111.8	14.449	96.0	1:27.703	96.70	1.216	10:42:12.474
9 -	29.149	100.1	23.409	110.5	20.889	114.9	14.177	95.7	1:27.624	96.79	1.137	10:43:40.098
10 -	28.884	99.8	23.231	111.1	20.738	117.5	13.888	97.1	1:26.741	(3) 97.78	0.254	10:45:06.839
11 -	28.526	100.9	23.181	112.0	20.833	117.7	14.104	97.1	1:26.644	(2) 97.89	0.157	10:46:33.483
12 -	28.832	101.2	23.298	112.4	20.401	117.3	13.956	96.1	1:26.487 (1)	98.06		10:47:59.970
13 -	28.730	99.4	23.410	110.9	20.760	116.1	14.000	96.6	1:26.900	97.60	0.413	10:49:26.870
14 -	28.639	100.1	23.244	110.7	20.845	114.7	14.446	96.9	1:27.174	97.29	0.687	10:50:54.044
15 -	28.669	101.2	23.205	111.8	20.995	105.3	14.282	97.6	1:27.151	97.32	0.664	10:52:21.195
16 -	28.584	101.5	23.396	110.9	20.859	112.5	14.255	97.6	1:27.094	97.38	0.607	10:53:48.289
17 -	28.641	102.2	23.638	108.7	20.749	103.5	14.206	96.5	1:27.234	97.22	0.747	10:55:15.523

MCRCB BULLETIN TK016

2024 Bennetts British Superbike Championship - Round 7

2024 R&G British Talent Cup

FREE PRACTICE 1 - SECTOR ANALYSIS



SECTOR 1 = FL to I1, SECTOR 2 = I1 to I2 SECTOR 3 = I2 to I3, SECTOR 4 = I3 to FL, DIFF = Difference To Personal Best Lap, P = Crossed Finish Line in Pit Lane, D = Time Disallowed

P16 28		Charlie BARNES						Honda - SENCAT Talent Team / Mortimer Racing				
IDEAL LAP TIME : 1:25.951		BEST LAP TIME : 1:26.541						DIFFERENCE : 0.590				
LAP	SECTOR 1	SECTOR 2		SECTOR 3		SECTOR 4		LAP TIME	MPH	DIFF	TIME OF DAY	
1 -	OUTLAP	96.1	24.980	111.4	21.807	95.5	15.727	96.1			10:31:40.348	
2 -	29.513	98.2	23.805	115.5	21.075	110.5	14.509	96.9	1:28.902	95.40	2.361	10:33:09.250
3 -	28.865	101.2	23.559	115.1	21.107	111.6	14.463	97.1	1:27.994	96.38	1.453	10:34:37.244
4 -	29.130	99.4	23.425	116.3	20.860	114.9	14.177	96.8	1:27.592	96.83	1.051	10:36:04.836
5 -	28.804	97.3	23.873	114.7	20.696	118.1	14.121	97.2	1:27.494	96.93	0.953	10:37:32.330
6 -	29.258	95.5	23.685	118.1	20.599	116.3	14.018	98.2	1:27.560	96.86	1.019	10:38:59.890
7 -	28.479	102.7	23.511	115.1	21.065	115.3	14.134	96.8	1:27.189	97.27	0.648	10:40:27.079
8 -	28.620	99.4	23.701	114.1	21.060	114.3	14.213	96.4	1:27.594	96.82	1.053	10:41:54.673
9 -	28.524	101.0	23.506	114.5	20.849	115.7	13.926	96.4	1:26.805	(3)	0.264	10:43:21.478
10 -	28.604	99.8	23.778	113.3	21.113	114.9	IN PIT		1:27.257	P	0.716	10:44:48.735
11 -	OUTLAP	99.2	23.443	114.5	21.112	114.7	14.078	96.8	2:13.739	63.41	47.198	10:47:02.474
12 -	28.500	100.4	23.365	115.5	20.796	114.3	13.880	97.8	1:26.541	(1)	98.00	10:48:29.015
13 -	28.214	100.0	23.774	114.1	21.035	114.7	13.966	96.9	1:26.989	97.50	0.448	10:49:56.004
14 -	28.955	84.8	24.257	112.4	20.584	114.5	14.614	97.3	1:28.410	95.93	1.869	10:51:24.414
15 -	28.688	99.5	23.455	116.1	20.628	117.7	13.788	97.6	1:26.559	(2)	0.018	10:52:50.973
16 -	29.603	98.6	24.673	105.3	22.358	111.8	IN PIT		1:30.180	P	3.639	10:54:21.153

P17 14		Bill HARRIS						Honda - Team Harris Racing / RS Racing				
IDEAL LAP TIME : 1:26.090		BEST LAP TIME : 1:26.665						DIFFERENCE : 0.575				
LAP	SECTOR 1	SECTOR 2		SECTOR 3		SECTOR 4		LAP TIME	MPH	DIFF	TIME OF DAY	
1 -	OUTLAP	94.9	27.416	109.4	23.552	102.9	16.456	94.7			10:32:38.990	
2 -	31.582	100.0	24.945	113.3	22.516	109.4	15.007	96.9	1:34.050	90.18	7.385	10:34:13.040
3 -	30.346	98.9	24.913	113.9	21.878	102.7	14.952	97.3	1:32.089	92.10	5.424	10:35:45.129
4 -	29.845	100.6	24.069	115.3	21.218	117.1	14.304	98.5	1:29.436	94.83	2.771	10:37:14.565
5 -	29.603	99.4	23.975	115.1	21.177	116.3	15.030	95.1	1:29.785	94.46	3.120	10:38:44.350
6 -	29.149	101.0	23.559	117.9	21.266	112.4	14.732	98.3	1:28.706	95.61	2.041	10:40:13.056
7 -	29.322	102.1	23.546	117.7	20.919	117.5	14.165	99.5	1:27.952	96.43	1.287	10:41:41.008
8 -	29.211	102.7	23.448	117.7	20.885	109.1	14.046	101.3	1:27.590	96.83	0.925	10:43:08.598
9 -	29.437	102.4	23.520	115.3	20.597	118.3	14.044	99.5	1:27.598	96.82	0.933	10:44:36.196
10 -	28.662	102.4	23.435	116.7	20.665	110.9	14.097	98.8	1:26.859	(2)	0.194	10:46:03.055
11 -	28.895	102.2	23.362	115.5	20.723	117.5	14.141	98.6	1:27.121	97.35	0.456	10:47:30.176
12 -	28.324	102.4	23.441	115.1	20.746	118.7	14.154	99.5	1:26.665	(1)	97.86	10:48:56.841
13 -	29.040	101.6	24.125	113.7	21.363	116.1	14.086	98.1	1:28.614	95.71	1.949	10:50:25.455
14 -	28.755	101.3	23.641	114.7	20.925	115.5	14.084	98.9	1:27.405	97.03	0.740	10:51:52.860
15 -	28.899	101.8	23.449	115.1	20.811	118.3	13.888	99.2	1:27.047	97.43	0.382	10:53:19.907
16 -	28.637	102.4	23.541	114.3	21.013	116.7	13.807	98.8	1:26.998	(3)	0.333	10:54:46.905
17 -	28.771	101.5	23.629	113.1	21.298	115.7	13.898	98.2	1:27.596	96.82	0.931	10:56:14.501

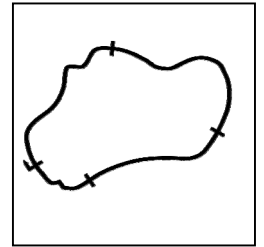
P18 19		Scott McPHEE						Honda - SMP Racing				
IDEAL LAP TIME : 1:26.090		BEST LAP TIME : 1:26.671						DIFFERENCE : 0.581				
LAP	SECTOR 1	SECTOR 2		SECTOR 3		SECTOR 4		LAP TIME	MPH	DIFF	TIME OF DAY	
1 -	OUTLAP	96.6	25.268	108.0	21.855	90.0	16.538	96.8			10:31:45.259	
2 -	29.959	101.2	24.020	112.7	21.314	104.0	16.107	96.9	1:31.400	92.79	4.729	10:33:16.659
3 -	29.330	98.8	23.884	112.9	21.307	108.4	15.383	96.8	1:29.904	94.34	3.233	10:34:46.563
4 -	29.294	101.8	23.763	114.9	21.233	112.4	14.993	98.6	1:29.283	94.99	2.612	10:36:15.846
5 -	29.072	102.2	23.406	117.7	20.669	113.1	14.468	99.2	1:27.615	96.80	0.944	10:37:43.461
6 -	28.705	103.8	23.760	112.4	20.604	118.1	14.516	97.5	1:27.585	96.83	0.914	10:39:11.046
7 -	28.711	102.6	23.493	115.1	21.124	114.9	14.371	98.3	1:27.699	96.71	1.028	10:40:38.745
8 -	28.769	100.7	23.432	113.3	20.576	116.3	14.417	98.5	1:27.194	(3)	0.523	10:42:05.939
9 -	28.498	103.4	23.359	112.7	20.695	117.3	14.119	99.4	1:26.671	(1)	97.85	10:43:32.610
10 -	29.642	100.6	23.673	112.5	21.077	117.3	14.185	99.1	1:28.577	95.75	1.906	10:45:01.187
11 -	28.309	104.0	23.723	113.3	20.769	115.5	14.200	99.4	1:27.001	(2)	0.330	10:46:28.188
12 -	28.927	101.2	23.536	113.1	21.331	112.0	13.960	99.1	1:27.754	96.65	1.083	10:47:55.942
13 -	28.929	99.4	23.516	114.3	20.780	116.5	14.055	97.3	1:27.280	97.17	0.609	10:49:23.222
14 -	29.052	102.7	23.297	115.1	21.400	112.0	IN PIT		1:26.927	P	0.256	10:50:50.149
15 -	OUTLAP	98.5	24.026	112.2	21.410	116.7	14.080	98.1	1:46.049	79.97	19.378	10:52:36.198
16 -	28.762	101.2	23.681	112.2	21.271	116.9	14.208	97.9	1:27.922	96.46	1.251	10:54:04.120
17 -	28.873	102.4	24.191	111.8	22.261	113.9	13.908	99.2	1:29.233	95.05	2.562	10:55:33.353

MCRCB BULLETIN TK016

2024 Bennetts British Superbike Championship - Round 7

2024 R&G British Talent Cup

FREE PRACTICE 1 - SECTOR ANALYSIS



SECTOR 1 = FL to I1, SECTOR 2 = I1 to I2 SECTOR 3 = I2 to I3, SECTOR 4 = I3 to FL, DIFF = Difference To Personal Best Lap, P = Crossed Finish Line in Pit Lane, D = Time Disallowed

P19 91		Joshua RAYMOND Jnr						Honda - Fibre Tec Honda				
IDEAL LAP TIME : 1:26.559		BEST LAP TIME : 1:26.798				DIFFERENCE : 0.239						
LAP	SECTOR 1	SECTOR 2		SECTOR 3		SECTOR 4		LAP TIME	MPH	DIFF	TIME OF DAY	
1 -	OUTLAP	96.1	27.155	102.6	23.106	87.3	16.550	97.3			10:31:46.492	
2 -	31.395	100.4	24.713	111.6	21.654	97.1	15.420	97.3	1:33.182	91.02	6.384	10:33:19.674
3 -	30.407	100.3	24.424	108.5	21.410	99.7	15.374	96.0	1:31.615	92.57	4.817	10:34:51.289
4 -	31.011	99.5	24.110	112.4	21.206	102.6	14.756	99.7	1:31.083	93.11	4.285	10:36:22.372
5 -	30.151	100.7	24.000	111.8	20.950	97.2	15.206	98.6	1:30.307	93.91	3.509	10:37:52.679
6 -	30.854	100.0	24.470	112.7	21.255	98.3	15.104	98.2	1:31.683	92.51	4.885	10:39:24.362
7 -	30.223	101.2	23.600	112.7	20.959	98.3	14.726	99.8	1:29.508	94.75	2.710	10:40:53.870
8 -	29.314	101.9	23.725	110.3	21.400	106.0	14.623	100.1	1:29.062	95.23	2.264	10:42:22.932
9 -	29.586	101.0	23.883	112.7	21.050	112.0	14.365	100.1	1:28.884	95.42	2.086	10:43:51.816
10 -	29.278	101.5	23.406	115.5	21.053	105.6	14.313	100.1	1:28.050	96.32	1.252	10:45:19.866
11 -	29.179	101.3	23.295	114.3	20.802	116.7	13.942	100.9	1:27.218 (2)	97.24	0.420	10:46:47.084
12 -	29.038	99.8	23.608	113.5	20.911	115.7	13.994	100.1	1:27.551	96.87	0.753	10:48:14.635
13 -	29.025	100.6	23.865	110.5	21.310	114.1	14.090	99.7	1:28.290	96.06	1.492	10:49:42.925
14 -	29.215	100.6	23.795	111.2	21.120	116.5	13.934	99.7	1:28.064	96.31	1.266	10:51:10.989
15 -	28.835	101.2	23.788	112.4	20.914	114.3	13.966	99.8	1:27.503 (3)	96.92	0.705	10:52:38.492
16 -	28.767	102.2	23.534	113.3	20.651	113.3	13.846	100.3	1:26.798 (1)	97.71		10:54:05.290
17 -	29.031	101.5	23.500	114.1	21.190	110.1	14.146	99.2	1:27.867	96.52	1.069	10:55:33.157

P20 65		Alexander ROWAN						Honda - Alexander Rowan Racing				
IDEAL LAP TIME : 1:26.774		BEST LAP TIME : 1:27.076				DIFFERENCE : 0.302						
LAP	SECTOR 1	SECTOR 2		SECTOR 3		SECTOR 4		LAP TIME	MPH	DIFF	TIME OF DAY	
1 -	OUTLAP	91.0	26.236	105.6	24.411	83.5	17.538	86.9			10:31:51.361	
2 -	32.785	92.8	25.680	98.8	23.903	93.9	16.550	86.4	1:38.918	85.74	11.842	10:33:30.279
3 -	32.302	93.4	25.574	103.4	24.115	95.0	17.500	85.8	1:39.491	85.25	12.415	10:35:09.770
4 -	31.867	94.6	25.459	99.8	23.815	93.7	16.499	94.9	1:37.640	86.86	10.564	10:36:47.410
5 -	30.178	100.3	23.863	115.7	21.444	108.0	16.059	94.6	1:31.544	92.65	4.468	10:38:18.954
6 -	29.659	101.6	23.804	115.5	21.335	112.5	15.481	96.4	1:30.279	93.94	3.203	10:39:49.233
7 -	29.359	103.0	23.447	116.1	21.237	113.9	15.465	96.5	1:29.508	94.75	2.432	10:41:18.741
8 -	29.074	102.4	23.713	114.1	21.239	116.7	15.350	96.5	1:29.376	94.89	2.300	10:42:48.117
9 -	29.229	101.8	23.275	116.5	21.050	113.7	14.813	97.2	1:28.367	95.98	1.291	10:44:16.484
10 -	28.744	102.6	23.212	116.7	21.163	112.9	14.578	98.6	1:27.697	96.71	0.621	10:45:44.181
11 -	28.710	103.0	23.119	116.7	20.755	118.5	14.742	98.1	1:27.326	97.12	0.250	10:47:11.507
12 -	28.956	102.2	23.300	115.1	21.123	118.1	14.779	96.8	1:28.158	96.20	1.082	10:48:39.665
13 -	28.691	102.9	23.241	113.5	20.642	119.8	14.502	99.1	1:27.076 (1)	97.40		10:50:06.741
14 -	28.596	100.7	23.255	115.5	20.857	119.1	14.604	98.3	1:27.312 (3)	97.14	0.236	10:51:34.053
15 -	28.712	102.7	23.264	115.5	20.565	119.6	14.631	98.8	1:27.172 (2)	97.29	0.096	10:53:01.225
16 -	28.588	103.0	23.362	113.5	20.668	119.4	14.872	97.1	1:27.490	96.94	0.414	10:54:28.715
17 -	28.862	102.2	23.338	112.5	20.858	117.5	14.589	98.8	1:27.647	96.77	0.571	10:55:56.362

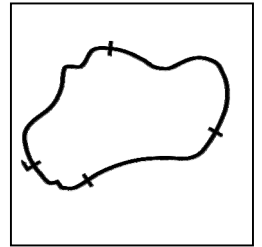
P21 2		Josh BANNISTER						Honda - Fibre Tec Honda				
IDEAL LAP TIME : 1:26.660		BEST LAP TIME : 1:27.087				DIFFERENCE : 0.427						
LAP	SECTOR 1	SECTOR 2		SECTOR 3		SECTOR 4		LAP TIME	MPH	DIFF	TIME OF DAY	
1 -	OUTLAP	96.5	25.219	108.7	21.314	100.7	15.688	95.8			10:31:46.064	
2 -	30.916	98.9	24.218	112.2	21.103	110.7	15.067	97.6	1:31.304	92.89	4.217	10:33:17.368
3 -	29.782	101.8	23.913	112.5	21.010	108.7	14.779	97.6	1:29.484	94.78	2.397	10:34:46.852
4 -	29.639	99.7	23.638	115.3	20.865	110.5	14.442	98.3	1:28.584	95.74	1.497	10:36:15.436
5 -	29.222	102.1	23.558	113.5	20.652	118.7	14.055	97.1	1:27.487	96.94	0.400	10:37:42.923
6 -	29.159	101.6	23.882	112.5	20.781	109.2	14.693	98.8	1:28.515	95.82	1.428	10:39:11.438
7 -	28.833	102.1	23.462	115.5	20.797	114.9	14.310	98.9	1:27.402	97.04	0.315	10:40:38.840
8 -	28.796	102.4	23.340	113.3	20.840	112.0	14.356	98.5	1:27.332 (3)	97.11	0.245	10:42:06.172
9 -	28.914	100.7	23.689	112.5	21.010	113.9	14.030	97.6	1:27.643	96.77	0.556	10:43:33.815
10 -	29.067	100.6	23.501	113.1	20.991	110.5	14.287	97.6	1:27.846	96.55	0.759	10:45:01.661
11 -	28.642	101.0	23.369	114.5	20.953	114.7	14.172	98.1	1:27.136 (2)	97.33	0.049	10:46:28.797
12 -	28.736	102.9	23.477	112.7	21.083	108.7	14.059	98.2	1:27.355	97.09	0.268	10:47:56.152
13 -	28.862	101.6	23.566	113.9	20.685	113.5	14.226	97.8	1:27.339	97.11	0.252	10:49:23.491
14 -	28.956	102.4	23.413	113.9	21.277	109.4	14.778	96.5	1:28.424	95.91	1.337	10:50:51.915
15 -	29.159	99.4	24.094	111.4	21.596	113.9	14.158	98.3	1:29.007	95.29	1.920	10:52:20.922
16 -	28.639	100.6	23.505	112.7	20.914	113.3	14.029	98.9	1:27.087 (1)	97.39		10:53:48.009
17 -	28.767	100.4	23.667	112.4	21.024	102.6	14.159	99.1	1:27.617	96.80	0.530	10:55:15.626

MCRCB BULLETIN TK016

2024 Bennetts British Superbike Championship - Round 7

2024 R&G British Talent Cup

FREE PRACTICE 1 - SECTOR ANALYSIS



SECTOR 1 = FL to I1, SECTOR 2 = I1 to I2 SECTOR 3 = I2 to I3, SECTOR 4 = I3 to FL, DIFF = Difference To Personal Best Lap, P = Crossed Finish Line in Pit Lane, D = Time Disallowed

P22 67		George BOWES				Honda - GB67 Racing						
IDEAL LAP TIME : 1:26.495		BEST LAP TIME : 1:27.198				DIFFERENCE : 0.703						
LAP	SECTOR 1	SECTOR 2		SECTOR 3		SECTOR 4		LAP TIME	MPH	DIFF	TIME OF DAY	
1 -	OUTLAP	99.4	24.827	112.9	21.599	90.3	16.170	97.6			10:31:45.952	
2 -	31.430	100.7	24.187	115.1	20.614	113.7	15.045	98.8	1:31.276	92.92	4.078	10:33:17.228
3 -	29.832	101.3	23.862	114.5	20.957	107.5	15.186	100.3	1:29.837	94.41	2.639	10:34:47.065
4 -	29.876	101.9	23.501	117.1	20.703	106.1	14.962	99.5	1:29.042	95.25	1.844	10:36:16.107
5 -	29.567	101.6	23.571	115.5	20.282	112.5	14.509	99.7	1:27.929	96.45	0.731	10:37:44.036
6 -	29.274	101.0	23.744	115.1	20.661	117.5	14.326	99.2	1:28.005	96.37	0.807	10:39:12.041
7 -	29.016	101.8	23.198	118.3	20.384	106.8	14.600	100.0	1:27.198 (1)	97.26		10:40:39.239
8 -	29.067	101.9	23.392	115.3	20.750	110.5	14.406	99.4	1:27.615 (2)	96.80	0.417	10:42:06.854
9 -	29.234	100.7	23.620	114.3	20.645	116.5	14.264	99.5	1:27.763 (3)	96.64	0.565	10:43:34.617
10 -	29.298	99.8	23.628	115.3	21.100	119.1	13.999	99.8	1:28.025	96.35	0.827	10:45:02.642
11 -	29.136	101.2	23.862	114.9	21.271	118.1	14.247	98.1	1:28.516	95.82	1.318	10:46:31.158
12 -	29.372	100.7	23.830	113.7	22.491	93.7	IN PIT		1:31.419 P	92.77	4.221	10:48:02.577
13 -	OUTLAP	97.8	24.361	112.7	21.218	115.7	14.534	97.8	4:02.209	35.01	2:35.011	10:52:04.786
14 -	29.686	100.1	23.923	113.9	21.174	118.7	14.370	98.8	1:29.153	95.13	1.955	10:53:33.939
15 -	29.467	101.0	23.822	114.3	21.218	117.9	14.348	98.6	1:28.855	95.45	1.657	10:55:02.794

P23 99		Peter WILLIS				Honda - Clonlough.ie by WM Racing						
IDEAL LAP TIME : 1:27.226		BEST LAP TIME : 1:27.334				DIFFERENCE : 0.108						
LAP	SECTOR 1	SECTOR 2		SECTOR 3		SECTOR 4		LAP TIME	MPH	DIFF	TIME OF DAY	
1 -	OUTLAP	96.0	25.517	107.8	22.532	91.6	16.358	96.0			10:31:44.902	
2 -	31.006	99.2	24.550	110.3	21.746	106.3	15.549	97.9	1:32.851	91.34	5.517	10:33:17.753
3 -	30.372	99.5	24.287	113.1	21.245	109.6	14.805	97.8	1:30.709	93.50	3.375	10:34:48.462
4 -	29.976	99.1	23.872	113.3	21.345	113.7	14.721	97.6	1:29.914	94.33	2.580	10:36:18.376
5 -	29.912	98.8	23.850	114.5	21.092	115.5	14.805	97.3	1:29.659	94.59	2.325	10:37:48.035
6 -	31.414	97.2	26.001	108.2	21.301	116.3	14.889	96.9	1:33.605	90.61	6.271	10:39:21.640
7 -	29.712	98.5	23.805	114.5	21.578	110.5	14.751	97.6	1:29.846	94.40	2.512	10:40:51.486
8 -	29.416	100.0	23.616	112.2	21.289	116.9	14.737	97.1	1:29.058	95.23	1.724	10:42:20.544
9 -	29.548	98.9	23.817	113.1	21.204	115.3	14.517	97.9	1:29.086	95.20	1.752	10:43:49.630
10 -	29.221	100.0	23.589	114.5	21.310	115.3	14.396	98.2	1:28.516	95.82	1.182	10:45:18.146
11 -	29.245	100.0	23.541	114.3	21.172	115.7	14.449	98.2	1:28.407	95.93	1.073	10:46:46.553
12 -	29.025	101.0	23.850	112.7	21.414	107.7	14.281	98.8	1:28.570	95.76	1.236	10:48:15.123
13 -	29.200	100.6	23.523	113.3	21.088	109.4	14.297	98.5	1:28.108	96.26	0.774	10:49:43.231
14 -	29.127	100.6	23.832	113.9	21.081	113.3	14.346	97.6	1:28.386	95.96	1.052	10:51:11.617
15 -	28.874	100.4	23.578	112.7	21.054	116.3	14.205	98.2	1:27.711 (3)	96.69	0.377	10:52:39.328
16 -	28.793	101.9	23.474	114.1	20.952	115.7	14.115	98.9	1:27.334 (1)	97.11		10:54:06.662
17 -	28.705	101.8	23.578	113.5	21.129	112.9	14.095	98.6	1:27.507 (2)	96.92	0.173	10:55:34.169

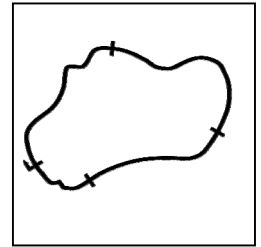
P24 16		Jack BURROWS				Honda - Burrows Engineering / RK Racing						
IDEAL LAP TIME : 1:27.137		BEST LAP TIME : 1:27.436				DIFFERENCE : 0.299						
LAP	SECTOR 1	SECTOR 2		SECTOR 3		SECTOR 4		LAP TIME	MPH	DIFF	TIME OF DAY	
1 -	OUTLAP	94.1	26.561	105.5	22.317	94.6	16.791	94.7			10:31:45.893	
2 -	31.353	98.3	25.180	108.9	21.290	100.3	15.486	96.9	1:33.309	90.89	5.873	10:33:19.202
3 -	30.454	98.2	24.642	108.2	21.247	108.2	15.730	94.7	1:32.073	92.11	4.637	10:34:51.275
4 -	30.108	100.0	24.505	109.8	21.226	111.4	14.950	96.9	1:30.789	93.42	3.353	10:36:22.064
5 -	30.170	98.9	24.195	111.6	21.014	103.0	15.157	96.9	1:30.536	93.68	3.100	10:37:52.600
6 -	31.056	99.7	24.539	109.8	21.140	98.6	15.236	96.8	1:31.971	92.22	4.535	10:39:24.571
7 -	29.600	101.2	23.924	113.3	20.923	111.8	14.634	97.5	1:29.081	95.21	1.645	10:40:53.652
8 -	29.264	100.9	23.939	111.2	21.214	116.1	14.788	97.3	1:29.205	95.08	1.769	10:42:22.857
9 -	29.937	100.1	23.752	113.1	21.087	110.9	14.530	98.2	1:29.306	94.97	1.870	10:43:52.163
10 -	29.089	101.0	23.617	112.4	20.746	108.2	14.751	98.3	1:28.203	96.16	0.767	10:45:20.366
11 -	29.205	101.6	23.760	111.6	20.717	116.7	14.448	97.9	1:28.130	96.23	0.694	10:46:48.496
12 -	29.210	100.9	24.414	111.4	20.693	116.1	14.439	98.1	1:28.756	95.56	1.320	10:48:17.252
13 -	29.002	98.6	24.080	108.2	20.827	117.1	14.476	97.3	1:28.385	95.96	0.949	10:49:45.637
14 -	29.087	100.4	23.791	110.5	20.830	119.4	14.684	95.0	1:28.392	95.95	0.956	10:51:14.029
15 -	29.062	100.0	23.720	110.3	20.593	116.9	14.585	97.9	1:27.960 (3)	96.42	0.524	10:52:41.989
16 -	28.847	101.8	23.538	110.5	20.717	118.1	14.334	97.9	1:27.436 (1)	97.00		10:54:09.425
17 -	28.672	101.2	23.630	111.8	20.746	117.1	14.443	98.2	1:27.491 (2)	96.94	0.055	10:55:36.916

MCRCB BULLETIN TK016

2024 Bennetts British Superbike Championship - Round 7

2024 R&G British Talent Cup

FREE PRACTICE 1 - SECTOR ANALYSIS



SECTOR 1 = FL to I1, SECTOR 2 = I1 to I2 SECTOR 3 = I2 to I3, SECTOR 4 = I3 to FL, DIFF = Difference To Personal Best Lap, P = Crossed Finish Line in Pit Lane, D = Time Disallowed

P25 11		Iwan JONES				Honda - Jones Brothers Racing							
IDEAL LAP TIME : 1:27.352		BEST LAP TIME : 1:27.783				DIFFERENCE : 0.431							
LAP	SECTOR 1	SECTOR 2		SECTOR 3		SECTOR 4		LAP TIME	MPH	DIFF	TIME OF DAY		
1 -	OUTLAP	90.0	28.377	102.7	23.426	91.9	17.095	92.4			10:32:36.204		
2 -	33.314	94.6	26.756	106.6	22.937	92.8	16.428	93.8	1:39.435	85.29	11.652	10:34:15.639	
3 -	31.984	95.8	25.594	110.3	22.154	104.0	15.845	93.2	1:35.577	88.74	7.794	10:35:51.216	
4 -	31.444	95.8	25.318	111.4	21.710	108.0	15.351	95.7	1:33.823	90.40	6.040	10:37:25.039	
5 -	30.909	96.4	25.099	111.6	21.702	107.8	15.046	96.2	1:32.756	91.44	4.973	10:38:57.795	
6 -	30.549	97.5	24.575	114.3	21.850	108.0	15.140	95.1	1:32.114	92.07	4.331	10:40:29.909	
7 -	30.374	97.5	24.728	109.2	21.652	114.5	14.752	96.1	1:31.506	92.68	3.723	10:42:01.415	
8 -	30.691	97.5	24.498	109.6	21.409	111.6	14.498	97.2	1:31.096	93.10	3.313	10:43:32.511	
9 -	29.763	98.5	24.151	112.9	21.061	110.7	14.445	98.5	1:29.420	94.85	1.637	10:45:01.931	
10 -	29.586	98.2	24.221	111.2	22.623	108.7		IN PIT	1:29.808	P	94.44	2.025	10:46:31.739
11 -	OUTLAP	97.1	24.463	110.1	21.404	114.7	14.829	96.8	2:08.193	66.16	40.410	10:48:39.932	
12 -	29.926	98.9	24.219	110.7	21.118	116.9	14.421	97.2	1:29.684	94.57	1.901	10:50:09.616	
13 -	29.628	97.6	24.118	111.4	21.130	117.5	14.291	96.5	1:29.167	95.12	1.384	10:51:38.783	
14 -	29.358	100.1	23.854	113.3	20.536	119.4	14.100	97.8	1:27.848	(2)	96.54	0.065	10:53:06.631
15 -	29.204	100.7	23.765	112.5	20.749	119.4	14.065	98.1	1:27.783	(1)	96.62		10:54:34.414
16 -	29.047	99.5	23.704	111.2	21.198	115.5	14.287	96.9	1:28.236	(3)	96.12	0.453	10:56:02.650

P26 90		Aeziah DIVINE				Honda - SENCAT Talent Team / Mortimer Racing							
IDEAL LAP TIME : 1:29.452		BEST LAP TIME : 1:29.630				DIFFERENCE : 0.178							
LAP	SECTOR 1	SECTOR 2		SECTOR 3		SECTOR 4		LAP TIME	MPH	DIFF	TIME OF DAY		
1 -	OUTLAP	94.2	26.655	108.2	23.838	81.2	16.829	93.4			10:31:54.128		
2 -	31.652	99.4	25.445	108.2	22.684	83.8	16.538	93.5	1:36.319	88.05	6.689	10:33:30.447	
3 -	31.676	96.6	25.085	104.5	22.573	93.9	15.682	94.6	1:35.016	89.26	5.386	10:35:05.463	
4 -	31.081	96.5	25.188	105.6	23.462	95.3	15.783	94.7	1:35.514	88.79	5.884	10:36:40.977	
5 -	30.456	97.6	24.940	108.2	23.240	95.5	15.775	96.0	1:34.411	89.83	4.781	10:38:15.388	
6 -	30.592	98.3	25.019	105.0	23.246	96.1	15.675	95.7	1:34.532	89.72	4.902	10:39:49.920	
7 -	30.000	99.7	24.314	108.2	22.419	100.9	15.422	94.6	1:32.155	92.03	2.525	10:41:22.075	
8 -	30.073	98.5	24.247	107.3	22.230	101.2	14.920	96.1	1:31.470	92.72	1.840	10:42:53.545	
9 -	29.997	100.9	23.959	107.3	21.860	108.4	14.826	95.7	1:30.642	(3)	93.57	1.012	10:44:24.187
10 -	29.591	98.1	23.901	109.6	21.997	97.2	15.445	96.2	1:30.934	93.27	1.304	10:45:55.121	
11 -	29.615	96.8	24.343	99.5	22.606	105.0	14.825	96.4	1:31.389	92.80	1.759	10:47:26.510	
12 -	29.528	100.1	23.952	105.1	21.618	111.1	14.532	97.5	1:29.630	(1)	94.62		10:48:56.140
13 -	29.626	100.9	24.376	106.0	21.738	103.5	14.883	96.2	1:30.623	(2)	93.59	0.993	10:50:26.763
14 -	42.564	81.6	25.733	104.2	22.556	103.2	15.187	96.1	1:46.040	79.98	16.410	10:52:12.803	
15 -	29.835	100.4	24.401	106.6	22.190	109.1	14.786	96.2	1:31.212	92.98	1.582	10:53:44.015	
16 -	29.638	102.6	24.391	109.8	22.681	107.5	14.405	96.9	1:31.115	93.08	1.485	10:55:15.130	

P27 20		Greg MARSHALL				Honda - Team Marshall Racing							
IDEAL LAP TIME : 1:30.578		BEST LAP TIME : 1:31.317				DIFFERENCE : 0.739							
LAP	SECTOR 1	SECTOR 2		SECTOR 3		SECTOR 4		LAP TIME	MPH	DIFF	TIME OF DAY		
1 -	OUTLAP	94.7	26.706	106.1	24.756	79.0	16.935	94.1			10:32:26.034		
2 -	31.787	96.1	25.844	108.5	22.946	79.3	16.285	95.5	1:36.862	87.56	5.545	10:34:02.896	
3 -	31.360	96.8	25.301	110.7	22.455	89.0	15.524	96.6	1:34.640	89.61	3.323	10:35:37.536	
4 -	30.407	99.1	24.577	111.1	22.147	87.6	15.702	96.4	1:32.833	91.36	1.516	10:37:10.369	
5 -	30.492	98.5	24.459	110.1	21.684	95.5	15.334	96.1	1:31.969	92.22	0.652	10:38:42.338	
6 -	30.014	97.6	24.258	112.2	22.204	103.4	14.841	98.5	1:31.317	(1)	92.88		10:40:13.655
7 -	30.030	102.2	24.373	110.9	23.065	83.1		IN PIT	1:33.144	P	91.05	1.827	10:41:46.799
8 -	OUTLAP	99.5	24.580	109.1	22.142	103.8	15.173	95.0	2:36.010	54.36	1:04.693	10:44:22.809	
9 -	29.864	98.9	24.383	107.3	22.385	98.3	14.962	96.9	1:31.594	(2)	92.60	0.277	10:45:54.403
10 -	29.947	97.9	24.576	99.7	23.924	83.3		IN PIT	1:32.561	P	91.63	1.244	10:47:26.964
11 -	OUTLAP	100.1	24.385	95.0	24.420	89.5		IN PIT	2:46.954	P	50.80	1:15.637	10:50:13.918
12 -	OUTLAP	98.8	25.096	103.5	22.455	91.3	15.939	94.3	2:35.791	54.44	1:04.474	10:52:49.709	
13 -	29.795	98.5	24.439	104.2	22.229	102.4	15.182	94.3	1:31.645	(3)	92.54	0.328	10:54:21.354
14 -	30.057	96.8	25.006	103.8	22.265	98.8	14.984	94.3	1:32.312	91.87	0.995	10:55:53.666	

MCRCB BULLETIN TK017

2024 Bennetts British Superbike Championship - Round 7

2024 R&G British Talent Cup

FREE PRACTICE 1 - BEST SECTORS

SECTOR 1				SECTOR 2				SECTOR 3				SECTOR 4				IDEAL / BEST COMPARISON		
POS	NO	NAME	TIME	NO	NAME	TIME	NO	NAME	TIME	NO	NAME	TIME	POS	NO	NAME	IDEAL	BEST	DIFF
																PERFECT LAP	1:22.441	
1	95	MORELLI	27.475	43	BRINTON	22.306	40	CORREA	19.542	75	SUROWIA	13.118	1	95	MORELLI	1:22.893	1:23.343	0.450
2	24	FROST	27.550	40	CORREA	22.352	75	SUROWIA	19.618	95	MORELLI	13.153	2	75	SUROWIAK	1:23.121	1:23.552	0.431
3	29	BROWN	27.584	95	MORELLI	22.471	61	MACKAY	19.727	24	FROST	13.245	3	40	CORREA	1:23.136	1:23.517	0.381
4	43	BRINTON	27.654	75	SUROWIA	22.611	95	MORELLI	19.794	29	BROWN	13.355	4	24	FROST	1:23.247	1:23.567	0.320
5	75	SUROWIA	27.774	66	HARRIS	22.626	24	FROST	19.806	43	BRINTON	13.369	5	43	BRINTON	1:23.395	1:23.395	0.000
6	40	CORREA	27.782	24	FROST	22.646	29	BROWN	20.016	40	CORREA	13.460	6	29	BROWN	1:23.626	1:23.810	0.184
7	7	McCABE	28.061	29	BROWN	22.671	43	BRINTON	20.066	64	EDMUNDS	13.533	7	61	MACKAY	1:24.483	1:24.607	0.124
8	64	EDMUNDS	28.159	61	MACKAY	22.736	66	HARRIS	20.102	66	HARRIS	13.552	8	66	HARRIS	1:24.503	1:24.707	0.204
9	42	JOLLIFF	28.164	64	EDMUNDS	22.871	64	EDMUNDS	20.245	88	FOSTER	13.679	9	64	EDMUNDS	1:24.808	1:25.183	0.375
10	28	BARNES	28.214	71	GOODMAN	22.952	67	BOWES	20.282	61	MACKAY	13.726	10	71	GOODMAN	1:25.595	1:26.305	0.710
11	66	HARRIS	28.223	82	PAYNE	23.039	42	JOLLIFF	20.393	7	McCABE	13.737	11	42	JOLLIFFE	1:25.598	1:26.031	0.433
12	61	MACKAY	28.294	65	ROWAN	23.119	33	BANISH	20.401	28	BARNES	13.788	12	88	FOSTER	1:25.809	1:26.042	0.233
13	19	McPHEE	28.309	42	JOLLIFF	23.176	71	GOODMAN	20.466	71	GOODMAN	13.792	13	7	McCABE	1:25.816	1:25.926	0.110
14	14	HARRIS	28.324	33	BANISH	23.181	88	FOSTER	20.479	14	HARRIS	13.807	14	28	BARNES	1:25.951	1:26.541	0.590
15	71	GOODMAN	28.385	67	BOWES	23.198	11	JONES	20.536	91	RAYMOND	13.846	15	33	BANISH	1:25.996	1:26.487	0.491
16	88	FOSTER	28.402	88	FOSTER	23.249	82	PAYNE	20.558	42	JOLLIFF	13.865	16	82	PAYNE	1:26.085	1:26.458	0.373
17	33	BANISH	28.526	91	RAYMOND	23.295	65	ROWAN	20.565	33	BANISH	13.888	17	19	McPHEE	1:26.090	1:26.671	0.581
18	82	PAYNE	28.550	19	McPHEE	23.297	19	McPHEE	20.576	19	McPHEE	13.908	18	14	HARRIS	1:26.090	1:26.665	0.575
19	65	ROWAN	28.588	2	BANNIST	23.340	28	BARNES	20.584	82	PAYNE	13.938	19	67	BOWES	1:26.495	1:27.198	0.703
20	2	BANNIST	28.639	14	HARRIS	23.362	16	BURROWS	20.593	67	BOWES	13.999	20	91	RAYMOND Jnr	1:26.559	1:26.798	0.239
21	16	BURROWS	28.672	28	BARNES	23.365	14	HARRIS	20.597	2	BANNIST	14.029	21	2	BANNISTER	1:26.660	1:27.087	0.427
22	99	WILLIS	28.705	7	McCABE	23.378	7	McCABE	20.640	11	JONES	14.065	22	65	ROWAN	1:26.774	1:27.076	0.302
23	91	RAYMOND	28.767	99	WILLIS	23.474	91	RAYMOND	20.651	99	WILLIS	14.095	23	16	BURROWS	1:27.137	1:27.436	0.299
24	67	BOWES	29.016	16	BURROWS	23.538	2	BANNIST	20.652	16	BURROWS	14.334	24	99	WILLIS	1:27.226	1:27.334	0.108
25	11	JONES	29.047	11	JONES	23.704	99	WILLIS	20.952	90	DIVINE	14.405	25	11	JONES	1:27.352	1:27.783	0.431
26	90	DIVINE	29.528	90	DIVINE	23.901	90	DIVINE	21.618	65	ROWAN	14.502	26	90	DIVINE	1:29.452	1:29.630	0.178
27	20	MARSHAL	29.795	20	MARSHAL	24.258	20	MARSHAL	21.684	20	MARSHAL	14.841	27	20	MARSHALL	1:30.578	1:31.317	0.739

MCRCB BULLETIN TK018**2024 Bennetts British Superbike Championship - Round 7****2024 R&G British Talent Cup****FREE PRACTICE 1 - BEST SPEEDS**

POS	INTERMEDIATE 1			INTERMEDIATE 2			INTERMEDIATE 3			FINISH LINE		
	NO	NAME	MPH	NO	NAME	MPH	NO	NAME	MPH	NO	NAME	MPH
1	43	BRINTON	105.6	24	FROST	120.6	75	SUROWIAK	124.9	24	FROST	103.0
2	40	CORREA	105.1	42	JOLLIFFE	120.2	24	FROST	124.7	14	HARRIS	101.3
3	24	FROST	105.1	40	CORREA	119.8	40	CORREA	124.5	95	MORELLI	100.9
4	66	HARRIS	104.6	43	BRINTON	119.6	95	MORELLI	123.8	40	CORREA	100.9
5	71	GOODMAN	104.5	29	BROWN	118.9	43	BRINTON	122.2	75	SUROWIAK	100.9
6	61	MACKAY	104.3	75	SUROWIAK	118.7	61	MACKAY	122.2	91	RAYMOND Jnr	100.9
7	64	EDMUNDS	104.2	66	HARRIS	118.3	66	HARRIS	121.1	43	BRINTON	100.7
8	75	SUROWIAK	104.0	67	BOWES	118.3	64	EDMUNDS	120.6	61	MACKAY	100.7
9	29	BROWN	104.0	28	BARNES	118.1	71	GOODMAN	120.4	82	PAYNE	100.6
10	19	McPHEE	104.0	95	MORELLI	117.9	29	BROWN	120.2	88	FOSTER	100.4
11	95	MORELLI	103.8	14	HARRIS	117.9	88	FOSTER	120.2	67	BOWES	100.3
12	88	FOSTER	103.5	82	PAYNE	117.7	65	ROWAN	119.8	66	HARRIS	100.1
13	65	ROWAN	103.0	19	McPHEE	117.7	16	BURROWS	119.4	64	EDMUNDS	100.0
14	42	JOLLIFFE	102.9	61	MACKAY	117.5	11	JONES	119.4	29	BROWN	99.5
15	2	BANNISTER	102.9	65	ROWAN	116.7	82	PAYNE	119.1	42	JOLLIFFE	99.4
16	82	PAYNE	102.7	71	GOODMAN	116.5	67	BOWES	119.1	19	McPHEE	99.4
17	28	BARNES	102.7	88	FOSTER	116.1	7	McCABE	118.7	65	ROWAN	99.1
18	14	HARRIS	102.7	91	RAYMOND Jnr	115.5	42	JOLLIFFE	118.7	2	BANNISTER	99.1
19	90	DIVINE	102.6	2	BANNISTER	115.5	14	HARRIS	118.7	99	WILLIS	98.9
20	7	McCABE	102.2	64	EDMUNDS	115.3	2	BANNISTER	118.7	71	GOODMAN	98.5
21	33	BANISH	102.2	7	McCABE	114.7	28	BARNES	118.1	11	JONES	98.5
22	91	RAYMOND Jnr	102.2	99	WILLIS	114.5	19	McPHEE	118.1	20	MARSHALL	98.5
23	20	MARSHALL	102.2	11	JONES	114.3	33	BANISH	117.7	16	BURROWS	98.3
24	67	BOWES	101.9	16	BURROWS	113.3	99	WILLIS	116.9	28	BARNES	98.2
25	99	WILLIS	101.9	33	BANISH	112.5	91	RAYMOND Jnr	116.7	33	BANISH	97.6
26	16	BURROWS	101.8	20	MARSHALL	112.2	90	DIVINE	111.1	90	DIVINE	97.5
27	11	JONES	100.7	90	DIVINE	109.8	20	MARSHALL	103.8	7	McCABE	96.9

MCRCB BULLETIN TK019

2024 Bennetts British Superbike Championship - Round 7

2024 R&G British Talent Cup

FREE PRACTICE 1 - STATISTICS

Competitors Started	27
Planned Start	2024-08-09 @ 10:05:00.000
Actual Start	2024-08-09 @ 10:30:00.408
Finish Time	2024-08-09 @ 10:55:00.408
Track Length	2.3560mi.
Total Laps	444
Total Distance Covered	1046.0655mi.

Session Fastest Lap History

NO	NAME	LAP TIME	TIME OF DAY	LAP	VEHICLE
29	Lucas BROWN	1:27.885	10:33:04.927	2	Honda
24	Ryan FROST	1:27.085	10:33:06.841	2	Honda
24	Ryan FROST	1:26.410	10:34:33.251	3	Honda
24	Ryan FROST	1:24.711	10:35:57.962	4	Honda
95	Marco MORELLI	1:24.446	10:38:35.446	5	Honda
95	Marco MORELLI	1:23.663	10:39:59.109	6	Honda
40	Julian CORREA	1:23.610	10:50:18.330	14	Honda
75	Filip SUROWIAK	1:23.552	10:52:51.082	13	Honda
95	Marco MORELLI	1:23.343	10:55:37.038	16	Honda

Flag History

TYPE	TIME OF DAY
GREEN	10:30:00.408
FINISH	10:55:00.408

Flag Statistics

TYPE	COUNT	TOTAL LAPS	TOTAL TIME
Green	1	18	27:51.414
Red	0	0	0.000
Safety Car	0	0	0.000
FCY	0	0	0.000

MCRCB BULLETIN TK020

2024 Bennetts British Superbike Championship - Round 7

2024 R&G British Talent Cup

FREE PRACTICE 1 - SESSION NOTES

TIME

MESSAGE

10:27:52

BTC SESSION START AT 10:30

MCRCB BULLETIN TK021

2024 Bennetts British Superbike Championship - Round 7

2024 R&G British Talent Cup

FREE PRACTICE 1 - WEATHER CONDITIONS

