

RACE 2 - CLASSIFICATION

Race Distance: 10 Laps / 26.92 miles

| POS | NO | NAME | NAT | ENTRY | LAPS | TIME | GAP | DIFF | MPH | BEST | ON | GRD | ↑↓ |
|-----|----|--------------------|-----|---|------|-----------|----------|--------|-------|----------|----|-----|----|
| 1 | 40 | Julian CORREA | USA | Honda - Microlise Cresswell Racing | 10 | 20:09.236 | | | 80.14 | 1:58.809 | 8 | 3 | 2 |
| 2 | 75 | Filip SUROWIAK | GBR | Honda - Team City Lifting / RS Racing | 10 | 20:09.418 | 0.182 | 0.182 | 80.13 | 1:58.325 | 8 | 4 | 2 |
| 3 | 43 | Amanuel BRINTON | GBR | Honda - Kovara Projects / RS Racing | 10 | 20:10.286 | 1.050 | 0.868 | 80.07 | 1:57.746 | 8 | 6 | 3 |
| 4 | 7 | Harley McCABE | GBR | Honda - Fibre Tec Honda | 10 | 20:10.298 | 1.062 | 0.012 | 80.07 | 1:57.990 | 10 | 7 | 3 |
| 5 | 24 | Ryan FROST | GBR | Honda - Fibre Tec Honda | 10 | 20:17.278 | 8.042 | 6.980 | 79.61 | 1:59.700 | 10 | 1 | -4 |
| 6 | 64 | Clayton EDMUNDS | GBR | Honda - Team City Lifting / RS Racing | 10 | 20:20.847 | 11.611 | 3.569 | 79.38 | 1:59.947 | 9 | 10 | 4 |
| 7 | 16 | Jack BURROWS | GBR | Honda - Burrows Engineering / RK Racing | 10 | 20:36.985 | 27.749 | 16.138 | 78.34 | 2:01.324 | 5 | 15 | 8 |
| 8 | 99 | Peter WILLIS | GBR | Honda - Clonlough.ie by WM Racing | 10 | 20:41.092 | 31.856 | 4.107 | 78.08 | 1:59.988 | 10 | 23 | 15 |
| 9 | 67 | George BOWES | GBR | Honda - GB67 Racing | 10 | 20:43.069 | 33.833 | 1.977 | 77.96 | 2:00.321 | 10 | 13 | 4 |
| 10 | 65 | Alexander ROWAN | GBR | Honda - Alexander Rowan Racing | 10 | 20:43.921 | 34.685 | 0.852 | 77.90 | 2:00.823 | 10 | 12 | 2 |
| 11 | 61 | Harrison MACKAY | GBR | Honda - Wilson Racing / HMR | 10 | 20:44.234 | 34.998 | 0.313 | 77.88 | 2:01.524 | 10 | 5 | -6 |
| 12 | 19 | Scott McPHEE | GBR | Honda - SMP Racing | 10 | 20:44.890 | 35.654 | 0.656 | 77.84 | 2:00.972 | 10 | 11 | -1 |
| 13 | 14 | Bill HARRIS | GBR | Honda - Team Harris Racing / RS Racing | 10 | 20:55.123 | 45.887 | 10.233 | 77.21 | 2:01.633 | 10 | 17 | 4 |
| 14 | 91 | Joshua RAYMOND Jnr | USA | Honda - Fibre Tec Honda | 10 | 21:02.916 | 53.680 | 7.793 | 76.73 | 2:03.986 | 10 | 20 | 6 |
| 15 | 45 | Finnan WHERITY | IRL | Honda - WCS Racing | 10 | 21:03.135 | 53.899 | 0.219 | 76.72 | 2:03.122 | 9 | 24 | 9 |
| 16 | 2 | Josh BANNISTER | GBR | Honda - Dunsley Heat Racing | 10 | 21:07.694 | 58.458 | 4.559 | 76.44 | 2:04.164 | 9 | 19 | 3 |
| 17 | 11 | Iwan JONES | GBR | Honda - Jones Brothers Racing | 10 | 21:49.446 | 1:40.210 | 41.752 | 74.01 | 2:04.990 | 8 | 18 | 1 |

NOT CLASSIFIED

| | | | | | | | | | | | | | |
|-----|----|----------------|-----|--|---|-----------|--------|--------|-------|----------|---|----|--|
| DNF | 28 | Charlie BARNES | GBR | Honda - SENCAT Talent Team / Mortimer Racing | 8 | 16:13.982 | 2 Laps | 2 Laps | 79.60 | 1:58.165 | 8 | 16 | |
| DNF | 42 | Ben JOLLIFFE | GBR | Honda - Wilson Racing | 7 | 15:01.345 | 3 Laps | 1 Lap | 75.26 | 2:05.332 | 6 | 21 | |
| DNF | 88 | Mason FOSTER | GBR | Honda - BRP Racing | 6 | 12:23.993 | 4 Laps | 1 Lap | 78.15 | 2:01.186 | 6 | 9 | |
| DNF | 29 | Lucas BROWN | GBR | Honda - SENCAT Talent Team / Mortimer Racing | 3 | 6:14.406 | 7 Laps | 3 Laps | 77.65 | 2:00.805 | 3 | 2 | |
| DNF | 66 | Ronnie HARRIS | GBR | Honda - Kovara Projects / RS Racing | 3 | 6:14.955 | 7 Laps | 0.549 | 77.53 | 2:01.588 | 3 | 8 | |
| DNF | 71 | Daniel GOODMAN | GBR | Honda - Fibre Tec Honda | 1 | 2:12.868 | 9 Laps | 2 Laps | 72.93 | | | 22 | |
| DNF | 48 | Ollie WALKER | GBR | Honda - Walker Racing | 0 | | | | | | | 14 | |

FASTEST LAP

| | | | | | | | |
|----|-----------------|-----|-------------------------------------|---|----------|-----------|------------|
| 43 | Amanuel BRINTON | GBR | Honda - Kovara Projects / RS Racing | 8 | 1:57.746 | 82.30 mph | 132.46 kph |
|----|-----------------|-----|-------------------------------------|---|----------|-----------|------------|

Comments:

#24 - Long Lap Equivalent Time Penalty (3 Seconds)

Weather / Track : Overcast / Wet

These results are provisional until the conclusion of any judicial and technical matters.

Date: 15/09/2024 Start: 15:11 Finish: 15:31

Oulton Park International: 2.6920 miles

Race Director: Stuart Higgs

S. Higgs

Digitally Approved at 14:48 Sunday, 15 September 2024

Stewards:

Timekeeper: Richard Evans

R. EVANS

Digitally Approved at 14:40 Sunday, 15 September 2024

Results can be found at www.tsl-timing.com

Printed - 15:34 Sunday, 15 September 2024

MCRCB BULLETIN TK276

2024 Bennetts British Superbike Championship - Round 9

2024 R&G British Talent Cup

RACE 2 - LAP CHART

LAP 1 @ 15:13:18.710

| NO | BEHIND | LAP TIME |
|----|--------|----------|
| 24 | | 2:08.314 |
| 75 | 1.384 | 2:09.698 |
| 40 | 1.556 | 2:09.870 |
| 29 | 1.809 | 2:10.123 |
| 43 | 1.837 | 2:10.151 |
| 66 | 1.978 | 2:10.292 |
| 7 | 2.570 | 2:10.884 |
| 88 | 2.877 | 2:11.191 |
| 28 | 3.105 | 2:11.419 |
| 16 | 3.344 | 2:11.658 |
| 61 | 3.852 | 2:12.166 |
| 64 | 3.961 | 2:12.275 |
| 19 | 4.439 | 2:12.753 |
| 71 | 4.554 | 2:12.868 |
| 67 | 4.713 | 2:13.027 |
| 65 | 6.579 | 2:14.893 |
| 99 | 7.036 | 2:15.350 |
| 2 | 7.995 | 2:16.309 |
| 45 | 8.067 | 2:16.381 |
| 91 | 8.615 | 2:16.929 |
| 14 | 8.753 | 2:17.067 |
| 11 | 8.952 | 2:17.266 |
| 42 | 9.214 | 2:17.528 |

LAP 2 @ 15:15:21.659

| NO | BEHIND | LAP TIME |
|----|--------|----------|
| 24 | | 2:02.949 |
| 75 | 0.542 | 2:02.107 |
| 40 | 1.036 | 2:02.429 |
| 43 | 2.049 | 2:03.161 |
| 66 | 2.104 | 2:03.075 |
| 29 | 2.338 | 2:03.478 |
| 7 | 3.138 | 2:03.517 |
| 28 | 3.835 | 2:03.679 |
| 16 | 4.520 | 2:04.125 |
| 64 | 4.526 | 2:03.514 |
| 88 | 4.957 | 2:05.029 |
| 61 | 6.506 | 2:05.603 |
| 67 | 7.794 | 2:06.030 |
| 19 | 7.950 | 2:06.460 |
| 99 | 9.972 | 2:05.885 |
| 65 | 10.169 | 2:06.539 |
| 45 | 11.592 | 2:06.474 |
| 14 | 12.549 | 2:06.745 |
| 91 | 12.866 | 2:07.200 |
| 2 | 13.343 | 2:08.297 |
| 11 | 13.637 | 2:07.634 |
| 42 | 13.944 | 2:07.679 |

LAP 3 @ 15:17:22.669

| NO | BEHIND | LAP TIME |
|----|--------|----------|
| 75 | | 2:00.468 |
| 24 | 0.192 | 2:01.202 |
| 40 | 0.978 | 2:00.952 |
| 29 | 2.133 | 2:00.805 |
| 66 | 2.682 | 2:01.588 |
| 43 | 2.752 | 2:01.713 |
| 7 | 3.985 | 2:01.857 |
| 28 | 4.617 | 2:01.792 |
| 64 | 5.172 | 2:01.656 |
| 16 | 5.319 | 2:01.809 |
| 88 | 6.872 | 2:02.925 |

| | | |
|----|--------|------------|
| 61 | 9.190 | 2:03.694 |
| 67 | 11.813 | 2:05.029 |
| 19 | 11.965 | 2:05.025 |
| 99 | 13.100 | 2:04.138 |
| 65 | 13.777 | 2:04.618 |
| 14 | 16.659 | 2:05.120 |
| 45 | 16.949 | 2:06.367 |
| 91 | 16.992 | 2:05.136 |
| 42 | 18.898 | 2:05.964 |
| 2 | 18.962 | 2:06.629 |
| 11 | 26.174 | 2:13.547 P |

LAP 4 @ 15:19:22.569

| NO | BEHIND | LAP TIME |
|----|----------|----------|
| 75 | | 1:59.900 |
| 24 | 0.357 | 2:00.065 |
| 40 | 1.185 | 2:00.107 |
| 43 | 5.000 | 2:02.148 |
| 7 | 5.079 | 2:00.994 |
| 28 | 5.398 | 2:00.681 |
| 64 | 5.833 | 2:00.561 |
| 16 | 6.919 | 2:01.500 |
| 88 | 8.607 | 2:01.635 |
| 61 | 13.091 | 2:03.801 |
| 67 | 17.253 | 2:05.340 |
| 19 | 17.439 | 2:05.374 |
| 99 | 17.738 | 2:04.538 |
| 65 | 18.803 | 2:04.926 |
| 14 | 22.219 | 2:05.460 |
| 91 | 23.116 | 2:06.024 |
| 45 | 23.573 | 2:06.524 |
| 42 | 24.418 | 2:05.420 |
| 2 | 24.720 | 2:05.658 |
| 11 | 1:01.351 | 2:35.077 |

LAP 5 @ 15:21:22.569

| NO | BEHIND | LAP TIME |
|----|----------|----------|
| 75 | | 2:00.000 |
| 24 | 0.085 | 1:59.728 |
| 40 | 1.003 | 1:59.818 |
| 7 | 5.197 | 2:00.118 |
| 28 | 5.819 | 2:00.421 |
| 43 | 5.864 | 2:00.864 |
| 64 | 5.964 | 2:00.131 |
| 16 | 8.243 | 2:01.324 |
| 88 | 10.634 | 2:02.027 |
| 61 | 16.677 | 2:03.586 |
| 19 | 20.602 | 2:03.163 |
| 67 | 20.840 | 2:03.587 |
| 99 | 21.455 | 2:03.717 |
| 65 | 22.256 | 2:03.453 |
| 14 | 27.532 | 2:05.313 |
| 91 | 27.873 | 2:04.757 |
| 45 | 29.073 | 2:05.500 |
| 42 | 29.951 | 2:05.533 |
| 2 | 30.091 | 2:05.371 |
| 11 | 1:09.496 | 2:08.145 |

LAP 6 @ 15:23:22.437

| NO | BEHIND | LAP TIME |
|----|--------|----------|
| 75 | | 1:59.868 |
| 24 | 0.094 | 1:59.877 |
| 40 | 0.535 | 1:59.400 |
| 7 | 4.778 | 1:59.449 |

| | | |
|----|----------|----------|
| 28 | 5.048 | 1:59.097 |
| 43 | 5.985 | 1:59.989 |
| 64 | 7.115 | 2:01.019 |
| 16 | 10.178 | 2:01.803 |
| 88 | 11.952 | 2:01.186 |
| 61 | 20.941 | 2:04.132 |
| 19 | 23.643 | 2:02.909 |
| 67 | 24.010 | 2:03.038 |
| 99 | 24.298 | 2:02.711 |
| 65 | 25.808 | 2:03.420 |
| 91 | 33.020 | 2:05.015 |
| 14 | 33.134 | 2:05.470 |
| 45 | 34.651 | 2:05.446 |
| 42 | 35.415 | 2:05.332 |
| 2 | 35.488 | 2:05.265 |
| 11 | 1:16.320 | 2:06.692 |

LAP 7 @ 15:25:22.474

| NO | BEHIND | LAP TIME |
|----|----------|------------|
| 40 | | 1:59.502 |
| 75 | 0.469 | 2:00.506 |
| 24 | 0.731 | 2:00.674 |
| 7 | 3.360 | 1:58.619 |
| 28 | 3.739 | 1:58.728 |
| 43 | 4.682 | 1:58.734 |
| 64 | 7.973 | 2:00.895 |
| 16 | 12.031 | 2:01.890 |
| 61 | 25.552 | 2:04.648 |
| 19 | 26.705 | 2:03.099 |
| 99 | 27.096 | 2:02.835 |
| 67 | 27.264 | 2:03.291 |
| 65 | 28.250 | 2:02.479 |
| 14 | 36.737 | 2:03.640 |
| 91 | 37.624 | 2:04.641 |
| 45 | 39.862 | 2:05.248 |
| 2 | 40.866 | 2:05.415 |
| 42 | 49.267 | 2:13.889 P |
| 11 | 1:22.097 | 2:05.814 |

LAP 8 @ 15:27:21.268

| NO | BEHIND | LAP TIME |
|----|----------|----------|
| 75 | | 1:58.325 |
| 40 | 0.015 | 1:58.809 |
| 24 | 2.662 | 2:00.725 |
| 7 | 2.856 | 1:58.290 |
| 28 | 3.110 | 1:58.165 |
| 43 | 3.634 | 1:57.746 |
| 64 | 9.571 | 2:00.392 |
| 16 | 16.580 | 2:03.343 |
| 99 | 29.591 | 2:01.289 |
| 61 | 30.074 | 2:03.316 |
| 67 | 30.316 | 2:01.846 |
| 19 | 30.792 | 2:02.881 |
| 65 | 30.981 | 2:01.525 |
| 14 | 40.212 | 2:02.269 |
| 91 | 43.210 | 2:04.380 |
| 45 | 45.261 | 2:04.193 |
| 2 | 46.832 | 2:04.760 |
| 11 | 1:28.293 | 2:04.990 |

LAP 9 @ 15:29:20.572

| NO | BEHIND | LAP TIME |
|----|--------|----------|
| 75 | | 1:59.304 |
| 40 | 0.013 | 1:59.302 |

| | | |
|----|----------|----------|
| 7 | 2.132 | 1:58.580 |
| 43 | 2.350 | 1:58.020 |
| 24 | 4.402 | 2:01.044 |
| 64 | 10.214 | 1:59.947 |
| 16 | 21.661 | 2:04.385 |
| 99 | 30.928 | 2:00.641 |
| 61 | 32.534 | 2:01.764 |
| 67 | 32.572 | 2:01.560 |
| 65 | 32.922 | 2:01.245 |
| 19 | 33.742 | 2:02.254 |
| 14 | 43.314 | 2:02.406 |
| 91 | 48.754 | 2:04.848 |
| 45 | 49.079 | 2:03.122 |
| 2 | 51.692 | 2:04.164 |
| 11 | 1:34.229 | 2:05.240 |

LAP 10 @ 15:31:19.632

| NO | BEHIND | LAP TIME |
|----|----------|----------|
| 40 | | 1:59.047 |
| 75 | 0.182 | 1:59.242 |
| 43 | 1.050 | 1:57.760 |
| 7 | 1.062 | 1:57.990 |
| 24 | 5.042 | 1:59.700 |
| 64 | 11.611 | 2:00.457 |
| 16 | 27.749 | 2:05.148 |
| 99 | 31.856 | 1:59.988 |
| 67 | 33.833 | 2:00.321 |
| 65 | 34.685 | 2:00.823 |
| 61 | 34.998 | 2:01.524 |
| 19 | 35.654 | 2:00.972 |
| 14 | 45.887 | 2:01.633 |
| 91 | 53.680 | 2:03.986 |
| 45 | 53.899 | 2:03.880 |
| 2 | 58.458 | 2:05.826 |
| 11 | 1:40.210 | 2:05.041 |

MCRCB BULLETIN TK277

2024 Bennetts British Superbike Championship - Round 9

2024 R&G British Talent Cup

RACE 2 - POSITION CHART

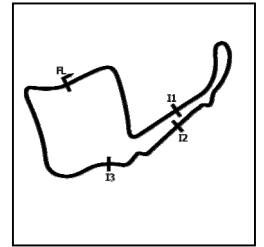
| No | Name | Lap | | | | | | | | | | |
|----|-------------|-----|----|----|----|----|----|----|----|----|----|----|
| | | Pos | 1 | 2 | 3 | 4 | 5 | 6 | 7 | 8 | 9 | 10 |
| 24 | FROST | 1 | 24 | 24 | 75 | 75 | 75 | 75 | 40 | 75 | 75 | 40 |
| 29 | BROWN | 2 | 75 | 75 | 24 | 24 | 24 | 24 | 75 | 40 | 40 | 75 |
| 40 | CORREA | 3 | 40 | 40 | 40 | 40 | 40 | 40 | 24 | 24 | 7 | 43 |
| 75 | SUROWIAK | 4 | 29 | 43 | 29 | 43 | 7 | 7 | 7 | 7 | 43 | 7 |
| 61 | MACKAY | 5 | 43 | 66 | 66 | 7 | 28 | 28 | 28 | 28 | 24 | 24 |
| 43 | BRINTON | 6 | 66 | 29 | 43 | 28 | 43 | 43 | 43 | 43 | 64 | 64 |
| 7 | McCABE | 7 | 7 | 7 | 7 | 64 | 64 | 64 | 64 | 64 | 16 | 16 |
| 66 | HARRIS | 8 | 88 | 28 | 28 | 16 | 16 | 16 | 16 | 16 | 99 | 99 |
| 88 | FOSTER | 9 | 28 | 16 | 64 | 88 | 88 | 88 | 61 | 99 | 61 | 67 |
| 64 | EDMUNDS | 10 | 16 | 64 | 16 | 61 | 61 | 61 | 19 | 61 | 67 | 65 |
| 19 | McPHEE | 11 | 61 | 88 | 88 | 67 | 19 | 19 | 99 | 67 | 65 | 61 |
| 65 | ROWAN | 12 | 64 | 61 | 61 | 19 | 67 | 67 | 67 | 19 | 19 | 19 |
| 67 | BOWES | 13 | 19 | 67 | 67 | 99 | 99 | 99 | 65 | 65 | 14 | 14 |
| 48 | WALKER | 14 | 71 | 19 | 19 | 65 | 65 | 65 | 14 | 14 | 91 | 91 |
| 16 | BURROWS | 15 | 67 | 99 | 99 | 14 | 14 | 91 | 91 | 91 | 45 | 45 |
| 28 | BARNES | 16 | 65 | 65 | 65 | 91 | 91 | 14 | 45 | 45 | 2 | 2 |
| 14 | HARRIS | 17 | 99 | 45 | 14 | 45 | 45 | 45 | 2 | 2 | 11 | 11 |
| 11 | JONES | 18 | 2 | 14 | 45 | 42 | 42 | 42 | 42 | 11 | | |
| 2 | BANNISTER | 19 | 45 | 91 | 91 | 2 | 2 | 2 | 11 | | | |
| 91 | RAYMOND Jnr | 20 | 91 | 2 | 42 | 11 | 11 | 11 | | | | |
| 42 | JOLLIFFE | 21 | 14 | 11 | 2 | | | | | | | |
| 71 | GOODMAN | 22 | 11 | 42 | 11 | | | | | | | |
| 99 | WILLIS | 23 | 42 | | | | | | | | | |
| 45 | WHERITY | 24 | | | | | | | | | | |

MCRCB BULLETIN TK278

2024 Bennetts British Superbike Championship - Round 9

2024 R&G British Talent Cup

RACE 2 - SECTOR ANALYSIS



SECTOR 1 = FL to I1, SECTOR 2 = I1 to I2 SECTOR 3 = I2 to I3, SECTOR 4 = I3 to FL, DIFF = Difference To Personal Best Lap, P = Crossed Finish Line in Pit Lane, D = Time Disallowed

| P1 40 | | Julian CORREA | | | | Honda - Microlise Cresswell Racing | | | | | | |
|---------------------------|---------------|--------------------------|---------------|-------------|---------------|------------------------------------|---------------|--------------|---------------------|--------------|-------------|---------------------|
| IDEAL LAP TIME : 1:58.625 | | BEST LAP TIME : 1:58.809 | | | | DIFFERENCE : 0.184 | | | | | | |
| LAP | SECTOR 1 | SECTOR 2 | | SECTOR 3 | | SECTOR 4 | | LAP TIME | MPH | DIFF | TIME OF DAY | |
| 1 - | | 110.9 | 35.747 | 90.4 | 24.237 | 99.8 | 34.019 | 106.6 | 2:09.870 | 74.62 | 11.061 | 15:13:20.266 |
| 2 - | 30.590 | 110.5 | 34.700 | 90.9 | 23.696 | 101.5 | 33.443 | 106.3 | 2:02.429 | 79.15 | 3.620 | 15:15:22.695 |
| 3 - | 30.119 | 110.7 | 34.279 | 91.3 | 23.596 | 101.3 | 32.958 | 106.0 | 2:00.952 | 80.12 | 2.143 | 15:17:23.647 |
| 4 - | 29.845 | 110.5 | 34.080 | 91.8 | 23.451 | 101.6 | 32.731 | 106.3 | 2:00.107 | 80.68 | 1.298 | 15:19:23.754 |
| 5 - | 29.592 | 110.1 | 33.963 | 91.5 | 23.488 | 101.5 | 32.775 | 106.5 | 1:59.818 | 80.88 | 1.009 | 15:21:23.572 |
| 6 - | 29.514 | 111.1 | 34.129 | 91.6 | 23.215 | 101.6 | 32.542 | 106.6 | 1:59.400 | 81.16 | 0.591 | 15:23:22.972 |
| 7 - | 29.443 | 112.9 | 34.280 | 90.4 | 23.308 | 101.0 | 32.471 | 104.5 | 1:59.502 | 81.09 | 0.693 | 15:25:22.474 |
| 8 - | 29.348 | 110.1 | 33.979 | 91.3 | 22.979 | 101.8 | 32.503 | 107.7 | 1:58.809 (1) | 81.57 | | 15:27:21.283 |
| 9 - | 29.722 | 109.4 | 33.967 | 91.5 | 22.965 | 101.9 | 32.648 | 106.1 | 1:59.302 (3) | 81.23 | 0.493 | 15:29:20.585 |
| 10 - | 29.422 | 110.3 | 34.273 | 87.0 | 23.003 | 101.2 | 32.349 | 104.5 | 1:59.047 (2) | 81.40 | 0.238 | 15:31:19.632 |

| P2 75 | | Filip SUROWIAK | | | | Honda - Team City Lifting / RS Racing | | | | | | |
|---------------------------|---------------|--------------------------|---------------|-------------|---------------|---------------------------------------|---------------|--------------|---------------------|--------------|-------------|---------------------|
| IDEAL LAP TIME : 1:58.241 | | BEST LAP TIME : 1:58.325 | | | | DIFFERENCE : 0.084 | | | | | | |
| LAP | SECTOR 1 | SECTOR 2 | | SECTOR 3 | | SECTOR 4 | | LAP TIME | MPH | DIFF | TIME OF DAY | |
| 1 - | | 108.4 | 35.863 | 90.0 | 24.029 | 98.1 | 33.932 | 102.9 | 2:09.698 | 74.72 | 11.373 | 15:13:20.094 |
| 2 - | 30.400 | 108.0 | 34.306 | 89.3 | 23.784 | 98.9 | 33.617 | 103.7 | 2:02.107 | 79.36 | 3.782 | 15:15:22.201 |
| 3 - | 30.115 | 108.9 | 33.721 | 89.8 | 23.486 | 98.6 | 33.146 | 102.7 | 2:00.468 | 80.44 | 2.143 | 15:17:22.669 |
| 4 - | 29.739 | 106.3 | 33.604 | 89.3 | 23.460 | 98.9 | 33.097 | 102.9 | 1:59.900 | 80.82 | 1.575 | 15:19:22.569 |
| 5 - | 29.595 | 108.5 | 33.731 | 88.6 | 23.557 | 98.5 | 33.117 | 103.0 | 2:00.000 | 80.76 | 1.675 | 15:21:22.569 |
| 6 - | 29.689 | 108.2 | 33.515 | 89.8 | 23.551 | 98.6 | 33.113 | 103.0 | 1:59.868 | 80.84 | 1.543 | 15:23:22.437 |
| 7 - | 29.953 | 104.5 | 34.476 | 89.8 | 23.367 | 100.7 | 32.710 | 103.5 | 2:00.506 | 80.42 | 2.181 | 15:25:22.943 |
| 8 - | 29.186 | 109.4 | 33.436 | 89.7 | 23.086 | 99.7 | 32.617 | 104.2 | 1:58.325 (1) | 81.90 | | 15:27:21.268 |
| 9 - | 29.837 | 109.6 | 33.687 | 90.4 | 23.111 | 99.8 | 32.669 | 103.2 | 1:59.304 (3) | 81.23 | 0.979 | 15:29:20.572 |
| 10 - | 29.483 | 111.2 | 34.003 | 87.1 | 23.223 | 99.1 | 32.533 | 103.2 | 1:59.242 (2) | 81.27 | 0.917 | 15:31:19.814 |

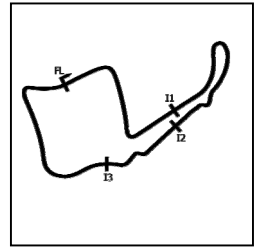
| P3 43 | | Amanuel BRINTON | | | | Honda - Kovara Projects / RS Racing | | | | | | |
|---------------------------|---------------|--------------------------|---------------|-------------|---------------|-------------------------------------|---------------|--------------|---------------------|--------------|-------------|---------------------|
| IDEAL LAP TIME : 1:57.266 | | BEST LAP TIME : 1:57.746 | | | | DIFFERENCE : 0.480 | | | | | | |
| LAP | SECTOR 1 | SECTOR 2 | | SECTOR 3 | | SECTOR 4 | | LAP TIME | MPH | DIFF | TIME OF DAY | |
| 1 - | | 109.8 | 35.965 | 89.2 | 24.025 | 99.2 | 33.869 | 105.5 | 2:10.151 | 74.46 | 12.405 | 15:13:20.547 |
| 2 - | 30.470 | 109.6 | 35.039 | 88.5 | 23.908 | 98.9 | 33.744 | 104.3 | 2:03.161 | 78.68 | 5.415 | 15:15:23.708 |
| 3 - | 30.440 | 108.2 | 34.420 | 88.7 | 23.444 | 100.3 | 33.409 | 101.8 | 2:01.713 | 79.62 | 3.967 | 15:17:25.421 |
| 4 - | 30.010 | 109.1 | 34.981 | 85.7 | 23.606 | 98.3 | 33.551 | 103.5 | 2:02.148 | 79.34 | 4.402 | 15:19:27.569 |
| 5 - | 30.142 | 111.1 | 34.314 | 89.3 | 23.359 | 99.2 | 33.049 | 106.5 | 2:00.864 | 80.18 | 3.118 | 15:21:28.433 |
| 6 - | 29.936 | 107.2 | 33.874 | 88.8 | 23.306 | 98.8 | 32.873 | 104.3 | 1:59.989 | 80.76 | 2.243 | 15:23:28.422 |
| 7 - | 29.663 | 108.4 | 33.567 | 89.4 | 22.977 | 100.0 | 32.527 | 104.3 | 1:58.734 | 81.62 | 0.988 | 15:25:27.156 |
| 8 - | 29.357 | 108.7 | 33.271 | 89.7 | 22.849 | 99.8 | 32.269 | 105.1 | 1:57.746 (1) | 82.30 | | 15:27:24.902 |
| 9 - | 29.184 | 111.2 | 33.642 | 90.8 | 22.938 | 100.0 | 32.256 | 105.0 | 1:58.020 (3) | 82.11 | 0.274 | 15:29:22.922 |
| 10 - | 29.438 | 110.0 | 33.068 | 89.2 | 23.089 | 100.4 | 32.165 | 103.0 | 1:57.760 (2) | 82.29 | 0.014 | 15:31:20.682 |

| P4 7 | | Harley McCABE | | | | Honda - Fibre Tec Honda | | | | | | |
|---------------------------|---------------|--------------------------|---------------|-------------|---------------|-------------------------|---------------|--------------|---------------------|--------------|-------------|---------------------|
| IDEAL LAP TIME : 1:57.762 | | BEST LAP TIME : 1:57.990 | | | | DIFFERENCE : 0.228 | | | | | | |
| LAP | SECTOR 1 | SECTOR 2 | | SECTOR 3 | | SECTOR 4 | | LAP TIME | MPH | DIFF | TIME OF DAY | |
| 1 - | | 109.8 | 36.315 | 88.0 | 24.256 | 100.6 | 33.550 | 105.3 | 2:10.884 | 74.04 | 12.894 | 15:13:21.280 |
| 2 - | 30.516 | 108.2 | 36.028 | 85.7 | 23.935 | 100.3 | 33.038 | 105.5 | 2:03.517 | 78.46 | 5.527 | 15:15:24.797 |
| 3 - | 30.023 | 108.5 | 34.610 | 86.9 | 24.094 | 99.8 | 33.130 | 104.8 | 2:01.857 | 79.53 | 3.867 | 15:17:26.654 |
| 4 - | 30.038 | 108.9 | 34.413 | 88.6 | 23.678 | 100.3 | 32.865 | 106.8 | 2:00.994 | 80.09 | 3.004 | 15:19:27.648 |
| 5 - | 29.929 | 109.1 | 33.986 | 89.0 | 23.427 | 100.1 | 32.776 | 104.5 | 2:00.118 | 80.68 | 2.128 | 15:21:27.766 |
| 6 - | 29.616 | 108.2 | 33.699 | 89.0 | 23.489 | 99.8 | 32.645 | 104.3 | 1:59.449 | 81.13 | 1.459 | 15:23:27.215 |
| 7 - | 29.433 | 109.2 | 33.624 | 88.8 | 23.227 | 100.7 | 32.335 | 104.2 | 1:58.619 | 81.70 | 0.629 | 15:25:25.834 |
| 8 - | 29.354 | 109.6 | 33.257 | 89.9 | 23.335 | 100.9 | 32.344 | 107.0 | 1:58.290 (2) | 81.92 | 0.300 | 15:27:24.124 |
| 9 - | 29.720 | 110.0 | 33.336 | 89.2 | 23.190 | 100.4 | 32.334 | 105.0 | 1:58.580 (3) | 81.72 | 0.590 | 15:29:22.704 |
| 10 - | 29.582 | 109.1 | 32.989 | 89.9 | 23.154 | 100.6 | 32.265 | 103.5 | 1:57.990 (1) | 82.13 | | 15:31:20.694 |

2024 Bennetts British Superbike Championship - Round 9

2024 R&G British Talent Cup

RACE 2 - SECTOR ANALYSIS



SECTOR 1 = FL to I1, SECTOR 2 = I1 to I2 SECTOR 3 = I2 to I3, SECTOR 4 = I3 to FL, DIFF = Difference To Personal Best Lap, P = Crossed Finish Line in Pit Lane, D = Time Disallowed

| P5 24 | | Ryan FROST | | | | Honda - Fibre Tec Honda | | | | | | |
|---------------------------|---------------|--------------------------|---------------|-------------|---------------|-------------------------|---------------|--------------|---------------------|--------------|-------------|---------------------|
| IDEAL LAP TIME : 1:59.220 | | BEST LAP TIME : 1:59.700 | | | | DIFFERENCE : 0.480 | | | | | | |
| LAP | SECTOR 1 | SECTOR 2 | | SECTOR 3 | | SECTOR 4 | | LAP TIME | MPH | DIFF | TIME OF DAY | |
| 1 - | | 108.4 | 34.997 | 90.1 | 24.237 | 100.3 | 33.586 | 104.6 | 2:08.314 | 75.52 | 8.614 | 15:13:18.710 |
| 2 - | 30.673 | 109.1 | 34.957 | 89.9 | 23.869 | 100.4 | 33.450 | 105.3 | 2:02.949 | 78.82 | 3.249 | 15:15:21.659 |
| 3 - | 30.299 | 109.2 | 34.429 | 91.6 | 23.442 | 101.3 | 33.032 | 106.6 | 2:01.202 | 79.95 | 1.502 | 15:17:22.861 |
| 4 - | 29.880 | 110.3 | 33.973 | 92.1 | 23.276 | 101.6 | 32.936 | 106.8 | 2:00.065 | 80.71 | 0.365 | 15:19:22.926 |
| 5 - | 29.843 | 110.5 | 33.772 | 91.3 | 23.354 | 101.8 | 32.759 | 106.8 | 1:59.728 (2) | 80.94 | 0.028 | 15:21:22.654 |
| 6 - | 29.873 | 110.5 | 33.718 | 91.1 | 23.516 | 101.2 | 32.770 | 107.5 | 1:59.877 (3) | 80.84 | 0.177 | 15:23:22.531 |
| 7 - | 29.841 | 112.0 | 34.764 | 91.0 | 23.258 | 102.6 | 32.811 | 106.0 | 2:00.674 | 80.30 | 0.974 | 15:25:23.205 |
| 8 - | 29.627 | 110.1 | 34.235 | 90.5 | 23.644 | 101.0 | 33.219 | 104.3 | 2:00.725 | 80.27 | 1.025 | 15:27:23.930 |
| 9 - | 29.944 | 107.7 | 33.695 | 92.1 | 24.588 | 99.7 | 32.817 | 105.8 | 2:01.044 | 80.06 | 1.344 | 15:29:24.974 |
| 10 - | 29.601 | 110.5 | 33.700 | 91.1 | 23.165 | 102.1 | 33.234 | 99.2 | 1:59.700 (1) | 80.96 | | 15:31:24.674 |

| P6 64 | | Clayton EDMUNDS | | | | Honda - Team City Lifting / RS Racing | | | | | | |
|---------------------------|---------------|--------------------------|---------------|-------------|---------------|---------------------------------------|---------------|--------------|---------------------|--------------|-------------|---------------------|
| IDEAL LAP TIME : 1:59.386 | | BEST LAP TIME : 1:59.947 | | | | DIFFERENCE : 0.561 | | | | | | |
| LAP | SECTOR 1 | SECTOR 2 | | SECTOR 3 | | SECTOR 4 | | LAP TIME | MPH | DIFF | TIME OF DAY | |
| 1 - | | 107.0 | 36.741 | 89.9 | 24.255 | 99.7 | 33.997 | 105.6 | 2:12.275 | 73.26 | 12.328 | 15:13:22.671 |
| 2 - | 31.001 | 108.2 | 35.062 | 89.7 | 23.989 | 100.3 | 33.462 | 106.1 | 2:03.514 | 78.46 | 3.567 | 15:15:26.185 |
| 3 - | 30.278 | 110.5 | 34.485 | 90.3 | 23.903 | 98.9 | 32.990 | 104.3 | 2:01.656 | 79.66 | 1.709 | 15:17:27.841 |
| 4 - | 29.711 | 109.8 | 34.580 | 88.6 | 23.490 | 99.8 | 32.780 | 105.0 | 2:00.561 | 80.38 | 0.614 | 15:19:28.402 |
| 5 - | 29.741 | 109.6 | 34.098 | 91.3 | 23.461 | 100.7 | 32.831 | 106.5 | 2:00.131 (2) | 80.67 | 0.184 | 15:21:28.533 |
| 6 - | 29.832 | 108.5 | 34.437 | 86.1 | 23.770 | 97.1 | 32.980 | 102.9 | 2:01.019 | 80.08 | 1.072 | 15:23:29.552 |
| 7 - | 29.854 | 108.4 | 34.255 | 89.9 | 23.542 | 96.5 | 33.244 | 100.9 | 2:00.895 | 80.16 | 0.948 | 15:25:30.447 |
| 8 - | 29.800 | 107.3 | 34.023 | 89.9 | 23.518 | 98.3 | 33.051 | 101.5 | 2:00.392 (3) | 80.49 | 0.445 | 15:27:30.839 |
| 9 - | 29.772 | 107.3 | 33.791 | 89.7 | 23.460 | 98.8 | 32.924 | 101.9 | 1:59.947 (1) | 80.79 | | 15:29:30.786 |
| 10 - | 30.527 | 108.5 | 33.503 | 89.8 | 23.392 | 97.5 | 33.035 | 99.2 | 2:00.457 | 80.45 | 0.510 | 15:31:31.243 |

| P7 16 | | Jack BURROWS | | | | Honda - Burrows Engineering / RK Racing | | | | | |
|------------------|----------|--------------------------|--|----------|--|---|--|---------------------|--------------|--------|---------------------|
| IDEAL LAP TIME : | | BEST LAP TIME : 2:01.324 | | | | DIFFERENCE : | | | | | |
| LAP | SECTOR 1 | SECTOR 2 | | SECTOR 3 | | SECTOR 4 | | LAP TIME | MPH | DIFF | TIME OF DAY |
| 1 - | | | | | | | | 2:11.658 | 73.60 | 10.334 | 15:13:22.054 |
| 2 - | | | | | | | | 2:04.125 | 78.07 | 2.801 | 15:15:26.179 |
| 3 - | | | | | | | | 2:01.809 | 79.56 | 0.485 | 15:17:27.988 |
| 4 - | | | | | | | | 2:01.500 (2) | 79.76 | 0.176 | 15:19:29.488 |
| 5 - | | | | | | | | 2:01.324 (1) | 79.87 | | 15:21:30.812 |
| 6 - | | | | | | | | 2:01.803 (3) | 79.56 | 0.479 | 15:23:32.615 |
| 7 - | | | | | | | | 2:01.890 | 79.50 | 0.566 | 15:25:34.505 |
| 8 - | | | | | | | | 2:03.343 | 78.57 | 2.019 | 15:27:37.848 |
| 9 - | | | | | | | | 2:04.385 | 77.91 | 3.061 | 15:29:42.233 |
| 10 - | | | | | | | | 2:05.148 | 77.43 | 3.824 | 15:31:47.381 |

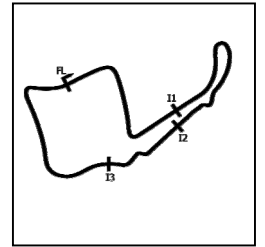
| P8 99 | | Peter WILLIS | | | | Honda - Clonlough.ie by WM Racing | | | | | | |
|---------------------------|---------------|--------------------------|---------------|-------------|---------------|-----------------------------------|---------------|--------------|---------------------|--------------|-------------|---------------------|
| IDEAL LAP TIME : 1:59.987 | | BEST LAP TIME : 1:59.988 | | | | DIFFERENCE : 0.001 | | | | | | |
| LAP | SECTOR 1 | SECTOR 2 | | SECTOR 3 | | SECTOR 4 | | LAP TIME | MPH | DIFF | TIME OF DAY | |
| 1 - | | 110.0 | 37.940 | 78.2 | 24.674 | 99.1 | 34.483 | 104.0 | 2:15.350 | 71.60 | 15.362 | 15:13:25.746 |
| 2 - | 31.122 | 109.8 | 36.147 | 89.8 | 24.450 | 99.7 | 34.166 | 104.0 | 2:05.885 | 76.98 | 5.897 | 15:15:31.631 |
| 3 - | 31.203 | 110.3 | 35.252 | 89.1 | 24.014 | 98.9 | 33.669 | 104.0 | 2:04.138 | 78.06 | 4.150 | 15:17:35.769 |
| 4 - | 30.493 | 110.1 | 36.092 | 88.1 | 23.932 | 99.5 | 34.021 | 105.1 | 2:04.538 | 77.81 | 4.550 | 15:19:40.307 |
| 5 - | 30.489 | 111.2 | 35.733 | 90.1 | 23.850 | 99.8 | 33.645 | 104.0 | 2:03.717 | 78.33 | 3.729 | 15:21:44.024 |
| 6 - | 30.325 | 108.4 | 35.014 | 90.3 | 23.889 | 100.1 | 33.483 | 104.8 | 2:02.711 | 78.97 | 2.723 | 15:23:46.735 |
| 7 - | 30.159 | 110.3 | 35.060 | 89.9 | 24.195 | 100.4 | 33.421 | 105.3 | 2:02.835 | 78.89 | 2.847 | 15:25:49.570 |
| 8 - | 30.182 | 108.4 | 34.221 | 89.9 | 23.462 | 99.4 | 33.424 | 103.4 | 2:01.289 (3) | 79.90 | 1.301 | 15:27:50.859 |
| 9 - | 29.981 | 108.4 | 34.125 | 89.5 | 23.418 | 100.3 | 33.117 | 103.5 | 2:00.641 (2) | 80.33 | 0.653 | 15:29:51.500 |
| 10 - | 29.902 | 108.7 | 33.756 | 89.4 | 23.212 | 100.0 | 33.118 | 104.3 | 1:59.988 (1) | 80.76 | | 15:31:51.488 |

MCRCB BULLETIN TK278

2024 Bennetts British Superbike Championship - Round 9

2024 R&G British Talent Cup

RACE 2 - SECTOR ANALYSIS



SECTOR 1 = FL to I1, SECTOR 2 = I1 to I2 SECTOR 3 = I2 to I3, SECTOR 4 = I3 to FL, DIFF = Difference To Personal Best Lap, P = Crossed Finish Line in Pit Lane, D = Time Disallowed

| P9 67 | | George BOWES | | | | Honda - GB67 Racing | | | | | | |
|---------------------------|---------------|--------------------------|---------------|--------------------|---------------|---------------------|---------------|--------------|---------------------|--------------|-------------|---------------------|
| IDEAL LAP TIME : 2:00.321 | | BEST LAP TIME : 2:00.321 | | DIFFERENCE : 0.000 | | | | | | | | |
| LAP | SECTOR 1 | SECTOR 2 | | SECTOR 3 | | SECTOR 4 | | LAP TIME | MPH | DIFF | TIME OF DAY | |
| 1 - | | 107.5 | 36.919 | 91.5 | 24.684 | 101.5 | 33.965 | 107.7 | 2:13.027 | 72.85 | 12.706 | 15:13:23.423 |
| 2 - | 31.180 | 110.7 | 35.848 | 85.1 | 24.570 | 100.9 | 34.432 | 105.1 | 2:06.030 | 76.89 | 5.709 | 15:15:29.453 |
| 3 - | 31.201 | 110.0 | 35.632 | 89.3 | 24.350 | 99.7 | 33.846 | 105.5 | 2:05.029 | 77.51 | 4.708 | 15:17:34.482 |
| 4 - | 31.235 | 109.4 | 35.691 | 89.9 | 24.374 | 99.2 | 34.040 | 105.8 | 2:05.340 | 77.32 | 5.019 | 15:19:39.822 |
| 5 - | 30.765 | 107.7 | 35.442 | 91.3 | 23.994 | 100.6 | 33.386 | 106.6 | 2:03.587 | 78.41 | 3.266 | 15:21:43.409 |
| 6 - | 30.611 | 107.8 | 34.666 | 91.5 | 24.324 | 98.2 | 33.437 | 105.5 | 2:03.038 | 78.76 | 2.717 | 15:23:46.447 |
| 7 - | 30.330 | 110.9 | 34.796 | 91.3 | 24.671 | 99.8 | 33.494 | 107.5 | 2:03.291 | 78.60 | 2.970 | 15:25:49.738 |
| 8 - | 30.280 | 110.9 | 34.638 | 91.3 | 23.872 | 100.7 | 33.056 | 106.3 | 2:01.846 (3) | 79.53 | 1.525 | 15:27:51.584 |
| 9 - | 30.192 | 111.4 | 34.235 | 91.5 | 24.029 | 102.2 | 33.104 | 107.5 | 2:01.560 (2) | 79.72 | 1.239 | 15:29:53.144 |
| 10 - | 30.157 | 109.6 | 34.040 | 90.4 | 23.305 | 100.6 | 32.819 | 106.3 | 2:00.321 (1) | 80.54 | | 15:31:53.465 |

| P10 65 | | Alexander ROWAN | | | | Honda - Alexander Rowan Racing | | | | | | |
|---------------------------|---------------|--------------------------|---------------|--------------------|---------------|--------------------------------|---------------|--------------|---------------------|--------------|-------------|---------------------|
| IDEAL LAP TIME : 2:00.517 | | BEST LAP TIME : 2:00.823 | | DIFFERENCE : 0.306 | | | | | | | | |
| LAP | SECTOR 1 | SECTOR 2 | | SECTOR 3 | | SECTOR 4 | | LAP TIME | MPH | DIFF | TIME OF DAY | |
| 1 - | | 110.7 | 37.150 | 90.3 | 25.066 | 99.8 | 34.931 | 104.0 | 2:14.893 | 71.84 | 14.070 | 15:13:25.289 |
| 2 - | 31.358 | 108.9 | 36.109 | 89.9 | 24.825 | 100.4 | 34.247 | 105.3 | 2:06.539 | 76.58 | 5.716 | 15:15:31.828 |
| 3 - | 30.955 | 109.4 | 35.679 | 90.3 | 24.292 | 100.1 | 33.692 | 105.0 | 2:04.618 | 77.76 | 3.795 | 15:17:36.446 |
| 4 - | 30.589 | 109.4 | 35.912 | 89.7 | 24.589 | 99.5 | 33.836 | 105.1 | 2:04.926 | 77.57 | 4.103 | 15:19:41.372 |
| 5 - | 30.452 | 110.0 | 35.329 | 90.1 | 24.178 | 100.3 | 33.494 | 105.1 | 2:03.453 | 78.50 | 2.630 | 15:21:44.825 |
| 6 - | 30.254 | 109.8 | 35.175 | 90.5 | 24.179 | 99.4 | 33.812 | 104.5 | 2:03.420 | 78.52 | 2.597 | 15:23:48.245 |
| 7 - | 30.072 | 109.6 | 34.962 | 89.7 | 24.230 | 100.7 | 33.215 | 105.0 | 2:02.479 | 79.12 | 1.656 | 15:25:50.724 |
| 8 - | 29.918 | 110.0 | 34.792 | 90.9 | 23.895 | 101.2 | 32.920 | 106.1 | 2:01.525 (3) | 79.74 | 0.702 | 15:27:52.249 |
| 9 - | 30.207 | 110.0 | 34.447 | 90.3 | 23.777 | 101.3 | 32.814 | 106.0 | 2:01.245 (2) | 79.93 | 0.422 | 15:29:53.494 |
| 10 - | 30.167 | 109.4 | 34.504 | 90.6 | 23.635 | 101.0 | 32.517 | 105.6 | 2:00.823 (1) | 80.21 | | 15:31:54.317 |

| P11 61 | | Harrison MACKAY | | | | Honda - Wilson Racing / HMR | | | | | | |
|---------------------------|---------------|--------------------------|---------------|--------------------|---------------|-----------------------------|---------------|--------------|---------------------|--------------|-------------|---------------------|
| IDEAL LAP TIME : 2:01.301 | | BEST LAP TIME : 2:01.524 | | DIFFERENCE : 0.223 | | | | | | | | |
| LAP | SECTOR 1 | SECTOR 2 | | SECTOR 3 | | SECTOR 4 | | LAP TIME | MPH | DIFF | TIME OF DAY | |
| 1 - | | 109.1 | 36.147 | 89.7 | 24.656 | 99.7 | 34.343 | 104.8 | 2:12.166 | 73.32 | 10.642 | 15:13:22.562 |
| 2 - | 31.203 | 109.8 | 35.725 | 90.3 | 24.267 | 100.3 | 34.408 | 102.9 | 2:05.603 | 77.15 | 4.079 | 15:15:28.165 |
| 3 - | 30.922 | 108.0 | 34.805 | 89.0 | 24.181 | 99.5 | 33.786 | 104.0 | 2:03.694 | 78.34 | 2.170 | 15:17:31.859 |
| 4 - | 30.808 | 107.7 | 34.854 | 87.9 | 24.305 | 99.5 | 33.834 | 103.7 | 2:03.801 | 78.28 | 2.277 | 15:19:35.660 |
| 5 - | 30.773 | 106.8 | 34.771 | 88.8 | 24.195 | 98.9 | 33.847 | 103.7 | 2:03.586 | 78.41 | 2.062 | 15:21:39.246 |
| 6 - | 30.772 | 107.5 | 35.095 | 87.9 | 24.221 | 98.6 | 34.044 | 103.7 | 2:04.132 | 78.07 | 2.608 | 15:23:43.378 |
| 7 - | 30.908 | 107.5 | 35.134 | 88.6 | 24.461 | 98.9 | 34.145 | 103.5 | 2:04.648 | 77.74 | 3.124 | 15:25:48.026 |
| 8 - | 30.710 | 106.8 | 34.547 | 88.8 | 24.407 | 99.7 | 33.652 | 104.0 | 2:03.316 (3) | 78.58 | 1.792 | 15:27:51.342 |
| 9 - | 30.377 | 108.5 | 34.173 | 89.7 | 24.002 | 100.0 | 33.212 | 104.3 | 2:01.764 (2) | 79.59 | 0.240 | 15:29:53.106 |
| 10 - | 30.508 | 109.8 | 34.265 | 89.4 | 23.663 | 100.0 | 33.088 | 102.7 | 2:01.524 (1) | 79.74 | | 15:31:54.630 |

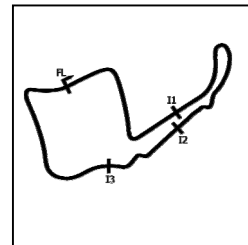
| P12 19 | | Scott McPHEE | | | | Honda - SMP Racing | | | | | | |
|---------------------------|---------------|--------------------------|---------------|--------------------|---------------|--------------------|---------------|--------------|---------------------|--------------|-------------|---------------------|
| IDEAL LAP TIME : 2:00.972 | | BEST LAP TIME : 2:00.972 | | DIFFERENCE : 0.000 | | | | | | | | |
| LAP | SECTOR 1 | SECTOR 2 | | SECTOR 3 | | SECTOR 4 | | LAP TIME | MPH | DIFF | TIME OF DAY | |
| 1 - | | 107.2 | 36.467 | 89.2 | 25.115 | 99.5 | 33.880 | 104.6 | 2:12.753 | 73.00 | 11.781 | 15:13:23.149 |
| 2 - | 31.633 | 109.4 | 36.025 | 89.7 | 24.587 | 100.0 | 34.215 | 104.0 | 2:06.460 | 76.63 | 5.488 | 15:15:29.609 |
| 3 - | 31.118 | 110.3 | 35.726 | 89.3 | 24.424 | 99.2 | 33.757 | 104.3 | 2:05.025 | 77.51 | 4.053 | 15:17:34.634 |
| 4 - | 31.294 | 108.2 | 35.864 | 89.2 | 24.427 | 98.8 | 33.789 | 104.6 | 2:05.374 | 77.29 | 4.402 | 15:19:40.008 |
| 5 - | 30.738 | 109.2 | 34.951 | 89.9 | 24.267 | 99.2 | 33.207 | 103.8 | 2:03.163 | 78.68 | 2.191 | 15:21:43.171 |
| 6 - | 30.677 | 107.5 | 34.602 | 89.8 | 24.472 | 98.5 | 33.158 | 103.2 | 2:02.909 | 78.84 | 1.937 | 15:23:46.080 |
| 7 - | 30.499 | 107.8 | 34.812 | 89.1 | 24.567 | 98.6 | 33.221 | 103.2 | 2:03.099 | 78.72 | 2.127 | 15:25:49.179 |
| 8 - | 30.605 | 107.5 | 34.662 | 89.9 | 24.478 | 99.7 | 33.136 | 104.2 | 2:02.881 (3) | 78.86 | 1.909 | 15:27:52.060 |
| 9 - | 30.710 | 109.1 | 34.424 | 89.7 | 24.339 | 99.8 | 32.781 | 104.0 | 2:02.254 (2) | 79.27 | 1.282 | 15:29:54.314 |
| 10 - | 29.949 | 108.4 | 34.086 | 90.4 | 24.224 | 99.4 | 32.713 | 104.0 | 2:00.972 (1) | 80.11 | | 15:31:55.286 |

MCRCB BULLETIN TK278

2024 Bennetts British Superbike Championship - Round 9

2024 R&G British Talent Cup

RACE 2 - SECTOR ANALYSIS



SECTOR 1 = FL to I1, SECTOR 2 = I1 to I2 SECTOR 3 = I2 to I3, SECTOR 4 = I3 to FL, DIFF = Difference To Personal Best Lap, P = Crossed Finish Line in Pit Lane, D = Time Disallowed

| P13 14 | | Bill HARRIS | | | | Honda - Team Harris Racing / RS Racing | | | | | | |
|---------------------------|---------------|--------------------------|---------------|-------------|---------------|--|---------------|--------------|---------------------|--------------|-------------|---------------------|
| IDEAL LAP TIME : 2:01.633 | | BEST LAP TIME : 2:01.633 | | | | DIFFERENCE : 0.000 | | | | | | |
| LAP | SECTOR 1 | SECTOR 2 | | SECTOR 3 | | SECTOR 4 | | LAP TIME | MPH | DIFF | TIME OF DAY | |
| 1 - | | 110.3 | 38.163 | 87.6 | 25.211 | 97.8 | 34.589 | 105.3 | 2:17.067 | 70.70 | 15.434 | 15:13:27.463 |
| 2 - | 31.552 | 109.8 | 36.561 | 89.7 | 24.470 | 98.8 | 34.162 | 103.7 | 2:06.745 | 76.46 | 5.112 | 15:15:34.208 |
| 3 - | 31.044 | 108.9 | 35.818 | 89.0 | 24.189 | 99.4 | 34.069 | 102.2 | 2:05.120 | 77.45 | 3.487 | 15:17:39.328 |
| 4 - | 30.944 | 108.4 | 36.221 | 88.6 | 24.365 | 98.9 | 33.930 | 103.8 | 2:05.460 | 77.24 | 3.827 | 15:19:44.788 |
| 5 - | 31.193 | 107.5 | 35.943 | 88.5 | 24.188 | 98.6 | 33.989 | 103.7 | 2:05.313 | 77.33 | 3.680 | 15:21:50.101 |
| 6 - | 31.405 | 108.9 | 35.694 | 89.2 | 24.330 | 98.5 | 34.041 | 105.1 | 2:05.470 | 77.23 | 3.837 | 15:23:55.571 |
| 7 - | 30.832 | 110.0 | 35.348 | 89.8 | 24.200 | 99.5 | 33.260 | 103.5 | 2:03.640 | 78.38 | 2.007 | 15:25:59.211 |
| 8 - | 30.544 | 108.0 | 34.618 | 89.7 | 23.645 | 99.5 | 33.462 | 103.0 | 2:02.269 (2) | 79.26 | 0.636 | 15:28:01.480 |
| 9 - | 30.538 | 107.8 | 34.777 | 87.9 | 23.818 | 99.8 | 33.273 | 103.4 | 2:02.406 (3) | 79.17 | 0.773 | 15:30:03.886 |
| 10 - | 30.524 | 108.4 | 34.456 | 89.3 | 23.591 | 98.9 | 33.062 | 103.7 | 2:01.633 (1) | 79.67 | | 15:32:05.519 |

| P14 91 | | Joshua RAYMOND Jnr | | | | Honda - Fibre Tec Honda | | | | | | |
|---------------------------|---------------|--------------------------|---------------|-------------|---------------|-------------------------|---------------|--------------|---------------------|--------------|-------------|---------------------|
| IDEAL LAP TIME : 2:03.387 | | BEST LAP TIME : 2:03.986 | | | | DIFFERENCE : 0.599 | | | | | | |
| LAP | SECTOR 1 | SECTOR 2 | | SECTOR 3 | | SECTOR 4 | | LAP TIME | MPH | DIFF | TIME OF DAY | |
| 1 - | | 110.5 | 37.978 | 88.7 | 25.522 | 99.1 | 34.642 | 104.8 | 2:16.929 | 70.77 | 12.943 | 15:13:27.325 |
| 2 - | 31.545 | 108.7 | 36.267 | 89.7 | 24.809 | 99.7 | 34.579 | 104.5 | 2:07.200 | 76.18 | 3.214 | 15:15:34.525 |
| 3 - | 30.835 | 110.0 | 35.840 | 91.3 | 24.321 | 101.5 | 34.140 | 103.8 | 2:05.136 | 77.44 | 1.150 | 15:17:39.661 |
| 4 - | 30.989 | 108.2 | 36.028 | 90.3 | 24.790 | 99.5 | 34.217 | 103.2 | 2:06.024 | 76.90 | 2.038 | 15:19:45.685 |
| 5 - | 30.713 | 108.5 | 35.633 | 90.5 | 24.288 | 100.6 | 34.123 | 104.5 | 2:04.757 | 77.68 | 0.771 | 15:21:50.442 |
| 6 - | 30.948 | 107.3 | 35.405 | 89.8 | 24.631 | 100.0 | 34.031 | 103.8 | 2:05.015 | 77.52 | 1.029 | 15:23:55.457 |
| 7 - | 30.825 | 107.7 | 35.278 | 87.8 | 24.854 | 100.7 | 33.684 | 103.7 | 2:04.641 (3) | 77.75 | 0.655 | 15:26:00.098 |
| 8 - | 30.839 | 108.0 | 34.993 | 89.4 | 24.603 | 99.8 | 33.945 | 102.9 | 2:04.380 (2) | 77.91 | 0.394 | 15:28:04.478 |
| 9 - | 31.064 | 107.2 | 35.308 | 90.1 | 24.479 | 99.7 | 33.997 | 102.4 | 2:04.848 | 77.62 | 0.862 | 15:30:09.326 |
| 10 - | 30.986 | 107.7 | 34.757 | 90.0 | 24.233 | 100.3 | 34.010 | 103.8 | 2:03.986 (1) | 78.16 | | 15:32:13.312 |

| P15 45 | | Finnan WHERITY | | | | Honda - WCS Racing | | | | | | |
|---------------------------|---------------|--------------------------|---------------|-------------|---------------|--------------------|---------------|--------------|---------------------|--------------|-------------|---------------------|
| IDEAL LAP TIME : 2:03.122 | | BEST LAP TIME : 2:03.122 | | | | DIFFERENCE : 0.000 | | | | | | |
| LAP | SECTOR 1 | SECTOR 2 | | SECTOR 3 | | SECTOR 4 | | LAP TIME | MPH | DIFF | TIME OF DAY | |
| 1 - | | 108.5 | 37.532 | 82.2 | 25.500 | 97.3 | 34.396 | 101.5 | 2:16.381 | 71.06 | 13.259 | 15:13:26.777 |
| 2 - | 31.725 | 106.5 | 35.663 | 86.7 | 24.748 | 96.6 | 34.338 | 101.6 | 2:06.474 | 76.62 | 3.352 | 15:15:33.251 |
| 3 - | 31.296 | 105.6 | 35.897 | 87.0 | 24.721 | 95.8 | 34.453 | 102.1 | 2:06.367 | 76.69 | 3.245 | 15:17:39.618 |
| 4 - | 31.050 | 105.5 | 36.473 | 87.3 | 24.722 | 94.9 | 34.279 | 101.9 | 2:06.524 | 76.59 | 3.402 | 15:19:46.142 |
| 5 - | 31.212 | 105.6 | 35.591 | 86.5 | 24.425 | 96.9 | 34.272 | 101.8 | 2:05.500 | 77.22 | 2.378 | 15:21:51.642 |
| 6 - | 31.173 | 105.1 | 35.291 | 86.8 | 24.749 | 96.5 | 34.233 | 101.3 | 2:05.446 | 77.25 | 2.324 | 15:23:57.088 |
| 7 - | 30.954 | 105.6 | 35.245 | 85.9 | 24.710 | 96.4 | 34.339 | 101.2 | 2:05.248 | 77.37 | 2.126 | 15:26:02.336 |
| 8 - | 30.740 | 106.0 | 35.036 | 86.3 | 24.158 | 96.5 | 34.259 | 99.8 | 2:04.193 (3) | 78.03 | 1.071 | 15:28:06.529 |
| 9 - | 30.714 | 105.0 | 34.804 | 86.9 | 23.891 | 96.9 | 33.713 | 101.3 | 2:03.122 (1) | 78.71 | | 15:30:09.651 |
| 10 - | 30.814 | 107.8 | 34.999 | 86.3 | 24.280 | 96.9 | 33.787 | 102.6 | 2:03.880 (2) | 78.23 | 0.758 | 15:32:13.531 |

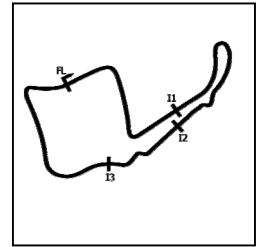
| P16 2 | | Josh BANNISTER | | | | Honda - Dunsley Heat Racing | | | | | | |
|---------------------------|---------------|--------------------------|---------------|-------------|---------------|-----------------------------|---------------|--------------|---------------------|--------------|-------------|---------------------|
| IDEAL LAP TIME : 2:03.887 | | BEST LAP TIME : 2:04.164 | | | | DIFFERENCE : 0.277 | | | | | | |
| LAP | SECTOR 1 | SECTOR 2 | | SECTOR 3 | | SECTOR 4 | | LAP TIME | MPH | DIFF | TIME OF DAY | |
| 1 - | | 108.5 | 38.067 | 79.5 | 25.170 | 97.5 | 34.833 | 101.6 | 2:16.309 | 71.09 | 12.145 | 15:13:26.705 |
| 2 - | 32.222 | 104.3 | 36.837 | 88.6 | 24.908 | 97.8 | 34.330 | 103.4 | 2:08.297 | 75.53 | 4.133 | 15:15:35.002 |
| 3 - | 31.369 | 107.0 | 36.379 | 86.8 | 24.868 | 98.1 | 34.013 | 102.1 | 2:06.629 | 76.53 | 2.465 | 15:17:41.631 |
| 4 - | 31.116 | 107.8 | 35.693 | 88.4 | 24.487 | 97.6 | 34.362 | 103.0 | 2:05.658 | 77.12 | 1.494 | 15:19:47.289 |
| 5 - | 31.262 | 107.3 | 35.656 | 88.4 | 24.585 | 98.2 | 33.868 | 104.5 | 2:05.371 | 77.30 | 1.207 | 15:21:52.660 |
| 6 - | 31.422 | 106.3 | 35.587 | 88.4 | 24.336 | 98.2 | 33.920 | 102.2 | 2:05.265 (3) | 77.36 | 1.101 | 15:23:57.925 |
| 7 - | 31.326 | 107.2 | 35.089 | 88.7 | 24.325 | 97.6 | 34.675 | 101.8 | 2:05.415 | 77.27 | 1.251 | 15:26:03.340 |
| 8 - | 31.497 | 106.0 | 35.222 | 87.7 | 24.177 | 97.8 | 33.864 | 101.3 | 2:04.760 (2) | 77.67 | 0.596 | 15:28:08.100 |
| 9 - | 31.112 | 105.6 | 34.875 | 87.9 | 24.454 | 97.5 | 33.723 | 101.5 | 2:04.164 (1) | 78.05 | | 15:30:12.264 |
| 10 - | 31.256 | 105.5 | 35.627 | 86.3 | 24.593 | 97.1 | 34.350 | 101.2 | 2:05.826 | 77.02 | 1.662 | 15:32:18.090 |

MCRCB BULLETIN TK278

2024 Bennetts British Superbike Championship - Round 9

2024 R&G British Talent Cup

RACE 2 - SECTOR ANALYSIS



SECTOR 1 = FL to I1, SECTOR 2 = I1 to I2 SECTOR 3 = I2 to I3, SECTOR 4 = I3 to FL, DIFF = Difference To Personal Best Lap, P = Crossed Finish Line in Pit Lane, D = Time Disallowed

| P17 11 | | Iwan JONES | | Honda - Jones Brothers Racing | | | | | | | | |
|---------------------------|---------------|--------------------------|---------------|-------------------------------|---------------|-------------|---------------|--------------|---------------------|--------------|-------------|---------------------|
| IDEAL LAP TIME : 2:04.661 | | BEST LAP TIME : 2:04.990 | | DIFFERENCE : 0.329 | | | | | | | | |
| LAP | SECTOR 1 | SECTOR 2 | | SECTOR 3 | | SECTOR 4 | | LAP TIME | MPH | DIFF | TIME OF DAY | |
| 1 - | | 108.9 | 37.895 | 80.8 | 25.795 | 97.3 | 35.157 | 104.3 | 2:17.266 | 70.60 | 12.276 | 15:13:27.662 |
| 2 - | 31.493 | 108.0 | 36.968 | 88.3 | 24.681 | 98.8 | 34.492 | 103.8 | 2:07.634 | 75.93 | 2.644 | 15:15:35.296 |
| 3 - | 31.144 | 108.7 | 36.527 | 87.3 | 24.833 | 98.3 | IN PIT | | 2:13.547 P | 72.56 | 8.557 | 15:17:48.843 |
| 4 - | OUTLAP | 105.3 | 36.286 | 85.7 | 24.963 | 96.1 | 35.664 | 101.2 | 2:35.077 | 62.49 | 30.087 | 15:20:23.920 |
| 5 - | 31.766 | 105.1 | 36.189 | 87.0 | 24.822 | 96.8 | 35.368 | 101.8 | 2:08.145 | 75.62 | 3.155 | 15:22:32.065 |
| 6 - | 31.155 | 106.1 | 35.631 | 87.8 | 24.610 | 96.9 | 35.296 | 101.3 | 2:06.692 | 76.49 | 1.702 | 15:24:38.757 |
| 7 - | 31.291 | 105.1 | 35.337 | 87.8 | 24.344 | 97.8 | 34.842 | 101.6 | 2:05.814 | 77.02 | 0.824 | 15:26:44.571 |
| 8 - | 30.738 | 106.1 | 35.096 | 87.8 | 24.419 | 97.8 | 34.737 | 101.2 | 2:04.990 (1) | 77.53 | | 15:28:49.561 |
| 9 - | 31.047 | 105.6 | 35.284 | 87.2 | 24.335 | 97.3 | 34.574 | 101.5 | 2:05.240 (3) | 77.38 | 0.250 | 15:30:54.801 |
| 10 - | 30.832 | 106.0 | 35.155 | 87.6 | 24.433 | 97.3 | 34.621 | 101.8 | 2:05.041 (2) | 77.50 | 0.051 | 15:32:59.842 |

| P18 28 | | Charlie BARNES | | Honda - SENCAT Talent Team / Mortimer Racing | | | | | | | | |
|---------------------------|---------------|--------------------------|--------|--|---------------|--------------|---------------|--------------|---------------------|--------------|-------------|---------------------|
| IDEAL LAP TIME : 1:58.068 | | BEST LAP TIME : 1:58.165 | | DIFFERENCE : 0.097 | | | | | | | | |
| LAP | SECTOR 1 | SECTOR 2 | | SECTOR 3 | | SECTOR 4 | | LAP TIME | MPH | DIFF | TIME OF DAY | |
| 1 - | | 106.6 | 36.189 | 87.7 | 24.394 | 99.5 | 33.489 | 104.6 | 2:11.419 | 73.74 | 13.254 | 15:13:21.815 |
| 2 - | 30.171 | 109.1 | 35.742 | 84.0 | 24.325 | 98.8 | 33.441 | 103.2 | 2:03.679 | 78.35 | 5.514 | 15:15:25.494 |
| 3 - | 30.209 | 107.2 | 34.630 | 87.9 | 23.940 | 98.5 | 33.013 | 103.0 | 2:01.792 | 79.57 | 3.627 | 15:17:27.286 |
| 4 - | 29.811 | 108.2 | 34.416 | 87.7 | 23.787 | 99.4 | 32.667 | 104.5 | 2:00.681 | 80.30 | 2.516 | 15:19:27.967 |
| 5 - | 29.700 | 109.4 | 34.255 | 87.8 | 23.668 | 99.4 | 32.798 | 103.7 | 2:00.421 | 80.47 | 2.256 | 15:21:28.388 |
| 6 - | 29.373 | 108.4 | 33.668 | 88.7 | 23.417 | 99.4 | 32.639 | 103.5 | 1:59.097 (3) | 81.37 | 0.932 | 15:23:27.485 |
| 7 - | 29.339 | 109.4 | 33.800 | 88.6 | 23.198 | 99.4 | 32.391 | 103.7 | 1:58.728 (2) | 81.62 | 0.563 | 15:25:26.213 |
| 8 - | 29.039 | 109.4 | 33.518 | 89.4 | 23.177 | 100.4 | 32.431 | 104.6 | 1:58.165 (1) | 82.01 | | 15:27:24.378 |

| P19 42 | | Ben JOLLIFFE | | Honda - Wilson Racing | | | | | | | | |
|---------------------------|---------------|--------------------------|---------------|-----------------------|---------------|-------------|---------------|--------------|---------------------|--------------|-------------|---------------------|
| IDEAL LAP TIME : 2:04.498 | | BEST LAP TIME : 2:05.332 | | DIFFERENCE : 0.834 | | | | | | | | |
| LAP | SECTOR 1 | SECTOR 2 | | SECTOR 3 | | SECTOR 4 | | LAP TIME | MPH | DIFF | TIME OF DAY | |
| 1 - | | 107.3 | 37.880 | 86.3 | 25.635 | 97.3 | 35.226 | 103.7 | 2:17.528 | 70.46 | 12.196 | 15:13:27.924 |
| 2 - | 31.409 | 108.9 | 37.114 | 88.3 | 24.708 | 98.6 | 34.448 | 103.0 | 2:07.679 | 75.90 | 2.347 | 15:15:35.603 |
| 3 - | 31.117 | 108.9 | 36.162 | 87.0 | 24.540 | 97.5 | 34.145 | 101.9 | 2:05.964 | 76.93 | 0.632 | 15:17:41.567 |
| 4 - | 30.872 | 107.3 | 35.765 | 87.1 | 24.647 | 97.3 | 34.136 | 102.2 | 2:05.420 (2) | 77.27 | 0.088 | 15:19:46.987 |
| 5 - | 31.350 | 105.5 | 35.673 | 86.9 | 24.526 | 97.6 | 33.984 | 102.1 | 2:05.533 (3) | 77.20 | 0.201 | 15:21:52.520 |
| 6 - | 31.059 | 107.5 | 35.528 | 86.8 | 24.599 | 96.6 | 34.146 | 102.2 | 2:05.332 (1) | 77.32 | | 15:23:57.852 |
| 7 - | 31.106 | 107.2 | 35.116 | 87.1 | 24.531 | 96.8 | IN PIT | | 2:13.889 P | 72.38 | 8.557 | 15:26:11.741 |

| P20 88 | | Mason FOSTER | | Honda - BRP Racing | | | | | | | | |
|---------------------------|---------------|--------------------------|---------------|--------------------|---------------|--------------|---------------|--------------|---------------------|--------------|-------------|---------------------|
| IDEAL LAP TIME : 2:00.873 | | BEST LAP TIME : 2:01.186 | | DIFFERENCE : 0.313 | | | | | | | | |
| LAP | SECTOR 1 | SECTOR 2 | | SECTOR 3 | | SECTOR 4 | | LAP TIME | MPH | DIFF | TIME OF DAY | |
| 1 - | | 110.3 | 36.437 | 89.1 | 24.266 | 99.8 | 33.958 | 106.0 | 2:11.191 | 73.87 | 10.005 | 15:13:21.587 |
| 2 - | 31.192 | 109.2 | 35.796 | 88.7 | 24.312 | 101.3 | 33.729 | 106.1 | 2:05.029 | 77.51 | 3.843 | 15:15:26.616 |
| 3 - | 30.546 | 110.0 | 35.033 | 89.5 | 23.925 | 100.0 | 33.421 | 104.5 | 2:02.925 | 78.83 | 1.739 | 15:17:29.541 |
| 4 - | 30.064 | 109.8 | 34.856 | 89.3 | 23.534 | 100.1 | 33.181 | 104.8 | 2:01.635 (2) | 79.67 | 0.449 | 15:19:31.176 |
| 5 - | 30.413 | 109.1 | 34.707 | 88.8 | 23.727 | 100.1 | 33.180 | 104.8 | 2:02.027 (3) | 79.41 | 0.841 | 15:21:33.203 |
| 6 - | 29.855 | 109.2 | 34.304 | 89.5 | 23.796 | 99.5 | 33.231 | 104.8 | 2:01.186 (1) | 79.97 | | 15:23:34.389 |

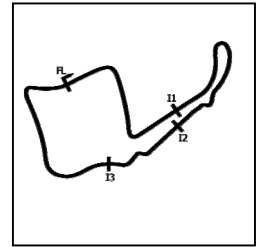
| P21 29 | | Lucas BROWN | | Honda - SENCAT Talent Team / Mortimer Racing | | | | | | | | |
|---------------------------|----------|--------------------------|---------------|--|---------------|-------------|---------------|--------------|---------------------|--------------|-------------|---------------------|
| IDEAL LAP TIME : 2:00.435 | | BEST LAP TIME : 2:00.805 | | DIFFERENCE : 0.370 | | | | | | | | |
| LAP | SECTOR 1 | SECTOR 2 | | SECTOR 3 | | SECTOR 4 | | LAP TIME | MPH | DIFF | TIME OF DAY | |
| 1 - | | 107.5 | 35.463 | 87.6 | 24.584 | 96.4 | 34.230 | 103.5 | 2:10.123 | 74.47 | 9.318 | 15:13:20.519 |
| 2 - | 30.889 | 106.5 | 35.376 | 84.9 | 23.790 | 98.6 | 33.423 | 104.3 | 2:03.478 (2) | 78.48 | 2.673 | 15:15:23.997 |
| 3 - | 30.230 | 109.2 | 33.890 | 87.3 | 23.730 | 98.2 | 32.955 | 103.0 | 2:00.805 (1) | 80.22 | | 15:17:24.802 |

MCRCB BULLETIN TK278

2024 Bennetts British Superbike Championship - Round 9

2024 R&G British Talent Cup

RACE 2 - SECTOR ANALYSIS



SECTOR 1 = FL to I1, SECTOR 2 = I1 to I2 SECTOR 3 = I2 to I3, SECTOR 4 = I3 to FL, DIFF = Difference To Personal Best Lap, P = Crossed Finish Line in Pit Lane, D = Time Disallowed

| P22 66 | | Ronnie HARRIS | | Honda - Kovara Projects / RS Racing | | | | | | | | |
|---------------------------|--------------|--------------------------|---------------|-------------------------------------|---------------|-------------|---------------|----------|---------------------|--------------|--------------|---------------------|
| IDEAL LAP TIME : 2:00.315 | | BEST LAP TIME : 2:01.588 | | DIFFERENCE : 1.273 | | | | | | | | |
| LAP | SECTOR 1 | SECTOR 2 | | SECTOR 3 | | SECTOR 4 | | LAP TIME | MPH | DIFF | TIME OF DAY | |
| 1 - | 110.0 | 35.848 | 90.3 | 24.398 | 97.3 | 33.940 | 106.3 | 2:10.292 | 74.38 | 8.704 | 15:13:20.688 | |
| 2 - | 30.709 | 109.1 | 34.832 | 89.2 | 23.838 | 99.8 | 33.696 | 104.8 | 2:03.075 (2) | 78.74 | 1.487 | 15:15:23.763 |
| 3 - | 30.569 | 105.5 | 34.381 | 90.3 | 23.601 | 99.7 | 33.037 | 103.7 | 2:01.588 (1) | 79.70 | | 15:17:25.351 |

| P23 71 | | Daniel GOODMAN | | Honda - Fibre Tec Honda | | | | | | | |
|---------------------------|----------|-----------------------|------|-------------------------|------|---------------|--------------|----------|-------|------|--------------|
| IDEAL LAP TIME : 2:04.087 | | BEST LAP TIME : | | DIFFERENCE : | | | | | | | |
| LAP | SECTOR 1 | SECTOR 2 | | SECTOR 3 | | SECTOR 4 | | LAP TIME | MPH | DIFF | TIME OF DAY |
| 1 - | 109.2 | 36.624 | 88.6 | 24.764 | 98.6 | 33.910 | 105.6 | 2:12.868 | 72.93 | | 15:13:23.264 |

MCRCB BULLETIN TK279

2024 Bennetts British Superbike Championship - Round 9

2024 R&G British Talent Cup

RACE 2 - BEST SECTORS

| SECTOR 1 | | | | SECTOR 2 | | | SECTOR 3 | | | SECTOR 4 | | | IDEAL / BEST COMPARISON | | | | | | |
|----------|----|---------|--------|----------|---------|--------|----------|---------|--------|----------|---------|--------|-------------------------|----|-------------|--------------------|-----------------|-------|--|
| POS | NO | NAME | TIME | NO | NAME | TIME | NO | NAME | TIME | NO | NAME | TIME | POS | NO | NAME | IDEAL | BEST | DIFF | |
| | | | | | | | | | | | | | | | | PERFECT LAP | 1:57.042 | | |
| 1 | 28 | BARNES | 29.039 | 7 | McCABE | 32.989 | 43 | BRINTON | 22.849 | 43 | BRINTON | 32.165 | 1 | 43 | BRINTON | 1:57.266 | 1:57.746 | 0.480 | |
| 2 | 43 | BRINTON | 29.184 | 43 | BRINTON | 33.068 | 40 | CORREA | 22.965 | 7 | McCABE | 32.265 | 2 | 7 | McCABE | 1:57.762 | 1:57.990 | 0.228 | |
| 3 | 75 | SUROWIA | 29.186 | 75 | SUROWIA | 33.436 | 75 | SUROWIA | 23.086 | 40 | CORREA | 32.349 | 3 | 28 | BARNES | 1:58.068 | 1:58.165 | 0.097 | |
| 4 | 66 | HARRIS | 29.296 | 28 | BARNES | 33.461 | 7 | McCABE | 23.154 | 28 | BARNES | 32.391 | 4 | 75 | SUROWIAK | 1:58.241 | 1:58.325 | 0.084 | |
| 5 | 40 | CORREA | 29.348 | 64 | EDMUNDS | 33.503 | 24 | FROST | 23.165 | 65 | ROWAN | 32.517 | 5 | 40 | CORREA | 1:58.625 | 1:58.809 | 0.184 | |
| 6 | 7 | McCABE | 29.354 | 24 | FROST | 33.695 | 28 | BARNES | 23.177 | 75 | SUROWIA | 32.533 | 6 | 24 | FROST | 1:59.220 | 1:59.700 | 0.480 | |
| 7 | 24 | FROST | 29.601 | 99 | WILLIS | 33.756 | 99 | WILLIS | 23.212 | 19 | McPHEE | 32.713 | 7 | 64 | EDMUNDS | 1:59.386 | 1:59.947 | 0.561 | |
| 8 | 64 | EDMUNDS | 29.711 | 29 | BROWN | 33.890 | 67 | BOWES | 23.305 | 24 | FROST | 32.759 | 8 | 99 | WILLIS | 1:59.987 | 1:59.988 | 0.001 | |
| 9 | 88 | FOSTER | 29.855 | 40 | CORREA | 33.963 | 64 | EDMUNDS | 23.392 | 64 | EDMUNDS | 32.780 | 9 | 66 | HARRIS | 2:00.315 | 2:01.588 | 1.273 | |
| 10 | 29 | BROWN | 29.860 | 67 | BOWES | 34.040 | 88 | FOSTER | 23.534 | 67 | BOWES | 32.819 | 10 | 67 | BOWES | 2:00.321 | 2:00.321 | 0.000 | |
| 11 | 99 | WILLIS | 29.902 | 19 | McPHEE | 34.086 | 14 | HARRIS | 23.591 | 29 | BROWN | 32.955 | 11 | 29 | BROWN | 2:00.435 | 2:00.805 | 0.370 | |
| 12 | 65 | ROWAN | 29.918 | 61 | MACKAY | 34.173 | 66 | HARRIS | 23.601 | 66 | HARRIS | 33.037 | 12 | 65 | ROWAN | 2:00.517 | 2:00.823 | 0.306 | |
| 13 | 19 | McPHEE | 29.949 | 88 | FOSTER | 34.304 | 65 | ROWAN | 23.635 | 14 | HARRIS | 33.062 | 13 | 88 | FOSTER | 2:00.873 | 2:01.186 | 0.313 | |
| 14 | 67 | BOWES | 30.157 | 66 | HARRIS | 34.381 | 61 | MACKAY | 23.663 | 61 | MACKAY | 33.088 | 14 | 19 | McPHEE | 2:00.972 | 2:00.972 | 0.000 | |
| 15 | 61 | MACKAY | 30.377 | 65 | ROWAN | 34.447 | 29 | BROWN | 23.730 | 99 | WILLIS | 33.117 | 15 | 61 | MACKAY | 2:01.301 | 2:01.524 | 0.223 | |
| 16 | 14 | HARRIS | 30.524 | 14 | HARRIS | 34.456 | 45 | WHERITY | 23.891 | 88 | FOSTER | 33.180 | 16 | 14 | HARRIS | 2:01.633 | 2:01.633 | 0.000 | |
| 17 | 71 | GOODMAN | 30.586 | 91 | RAYMOND | 34.757 | 71 | GOODMAN | 24.171 | 91 | RAYMOND | 33.684 | 17 | 45 | WHERITY | 2:03.122 | 2:03.122 | 0.000 | |
| 18 | 91 | RAYMOND | 30.713 | 45 | WHERITY | 34.804 | 2 | BANNIST | 24.177 | 45 | WHERITY | 33.713 | 18 | 91 | RAYMOND Jnr | 2:03.387 | 2:03.986 | 0.599 | |
| 19 | 45 | WHERITY | 30.714 | 2 | BANNIST | 34.875 | 19 | McPHEE | 24.224 | 2 | BANNIST | 33.723 | 19 | 2 | BANNISTER | 2:03.887 | 2:04.164 | 0.277 | |
| 20 | 11 | JONES | 30.738 | 11 | JONES | 35.096 | 91 | RAYMOND | 24.233 | 71 | GOODMAN | 33.910 | 20 | 71 | GOODMAN | 2:04.087 | | | |
| 21 | 42 | JOLLIFF | 30.872 | 42 | JOLLIFF | 35.116 | 11 | JONES | 24.335 | 42 | JOLLIFF | 33.984 | 21 | 42 | JOLLIFFE | 2:04.498 | 2:05.332 | 0.834 | |
| 22 | 2 | BANNIST | 31.112 | 71 | GOODMAN | 35.420 | 42 | JOLLIFF | 24.526 | 11 | JONES | 34.492 | 22 | 11 | JONES | 2:04.661 | 2:04.990 | 0.329 | |
| 23 | | | | | | | | | | | | | 23 | 16 | BURROWS | | 2:01.324 | | |
| 24 | | | | | | | | | | | | | | | | | | | |

MCRCB BULLETIN TK280**2024 Bennetts British Superbike Championship - Round 9****2024 R&G British Talent Cup****RACE 2 - BEST SPEEDS**

| POS | INTERMEDIATE 1 | | | INTERMEDIATE 2 | | | INTERMEDIATE 3 | | | FINISH LINE | | |
|-----|----------------|-------------|-------|----------------|-------------|------|----------------|-------------|-------|-------------|-------------|-------|
| | NO | NAME | MPH | NO | NAME | MPH | NO | NAME | MPH | NO | NAME | MPH |
| 1 | 40 | CORREA | 112.9 | 24 | FROST | 92.1 | 24 | FROST | 102.6 | 40 | CORREA | 107.7 |
| 2 | 24 | FROST | 112.0 | 40 | CORREA | 91.8 | 67 | BOWES | 102.2 | 67 | BOWES | 107.7 |
| 3 | 67 | BOWES | 111.4 | 67 | BOWES | 91.5 | 40 | CORREA | 101.9 | 24 | FROST | 107.5 |
| 4 | 75 | SUROWIAK | 111.2 | 64 | EDMUNDS | 91.3 | 91 | RAYMOND Jnr | 101.5 | 7 | McCABE | 107.0 |
| 5 | 43 | BRINTON | 111.2 | 91 | RAYMOND Jnr | 91.3 | 65 | ROWAN | 101.3 | 43 | BRINTON | 106.5 |
| 6 | 99 | WILLIS | 111.2 | 65 | ROWAN | 90.9 | 88 | FOSTER | 101.3 | 64 | EDMUNDS | 106.5 |
| 7 | 65 | ROWAN | 110.7 | 43 | BRINTON | 90.8 | 7 | McCABE | 100.9 | 66 | HARRIS | 106.3 |
| 8 | 64 | EDMUNDS | 110.5 | 75 | SUROWIAK | 90.4 | 75 | SUROWIAK | 100.7 | 65 | ROWAN | 106.1 |
| 9 | 91 | RAYMOND Jnr | 110.5 | 19 | McPHEE | 90.4 | 64 | EDMUNDS | 100.7 | 88 | FOSTER | 106.1 |
| 10 | 71 | GOODMAN | 110.5 | 99 | WILLIS | 90.3 | 43 | BRINTON | 100.4 | 71 | GOODMAN | 105.6 |
| 11 | 19 | McPHEE | 110.3 | 61 | MACKAY | 90.3 | 99 | WILLIS | 100.4 | 99 | WILLIS | 105.3 |
| 12 | 14 | HARRIS | 110.3 | 66 | HARRIS | 90.3 | 28 | BARNES | 100.4 | 14 | HARRIS | 105.3 |
| 13 | 88 | FOSTER | 110.3 | 7 | McCABE | 89.9 | 61 | MACKAY | 100.3 | 61 | MACKAY | 104.8 |
| 14 | 7 | McCABE | 110.0 | 71 | GOODMAN | 89.9 | 71 | GOODMAN | 100.1 | 91 | RAYMOND Jnr | 104.8 |
| 15 | 66 | HARRIS | 110.0 | 14 | HARRIS | 89.8 | 19 | McPHEE | 100.0 | 19 | McPHEE | 104.6 |
| 16 | 61 | MACKAY | 109.8 | 88 | FOSTER | 89.5 | 14 | HARRIS | 99.8 | 28 | BARNES | 104.6 |
| 17 | 28 | BARNES | 109.4 | 28 | BARNES | 89.4 | 66 | HARRIS | 99.8 | 2 | BANNISTER | 104.5 |
| 18 | 29 | BROWN | 109.2 | 2 | BANNISTER | 88.7 | 11 | JONES | 98.8 | 11 | JONES | 104.3 |
| 19 | 48 | WALKER | 109.1 | 11 | JONES | 88.3 | 42 | JOLLIFFE | 98.6 | 29 | BROWN | 104.3 |
| 20 | 11 | JONES | 108.9 | 42 | JOLLIFFE | 88.3 | 29 | BROWN | 98.6 | 75 | SUROWIAK | 104.2 |
| 21 | 42 | JOLLIFFE | 108.9 | 29 | BROWN | 87.6 | 2 | BANNISTER | 98.2 | 42 | JOLLIFFE | 103.7 |
| 22 | 45 | WHERITY | 108.5 | 45 | WHERITY | 87.3 | 45 | WHERITY | 97.3 | 45 | WHERITY | 102.6 |
| 23 | 2 | BANNISTER | 108.5 | | | | | | | | | |
| 24 | | | | | | | | | | | | |

MCRCB BULLETIN TK281

2024 Bennetts British Superbike Championship - Round 9

2024 R&G British Talent Cup

RACE 2 - STATISTICS

| | |
|------------------------|---------------------------|
| Competitors Started | 24 |
| Planned Start | 2024-09-15 @ 15:10:00.000 |
| Actual Start | 2024-09-15 @ 15:11:10.395 |
| Finish Time | 2024-09-15 @ 15:31:19.631 |
| Track Length | 2.6920mi. |
| Total Laps | 198 |
| Total Distance Covered | 533.0216mi. |

Session Fastest Lap History

| NO | NAME | LAP TIME | TIME OF DAY | LAP | VEHICLE |
|----|-----------------|-----------------|--------------|-----|---------|
| 24 | Ryan FROST | 2:02.949 | 15:15:21.659 | 2 | Honda |
| 75 | Filip SUROWIAK | 2:02.107 | 15:15:22.201 | 2 | Honda |
| 75 | Filip SUROWIAK | 2:00.468 | 15:17:22.669 | 3 | Honda |
| 75 | Filip SUROWIAK | 1:59.900 | 15:19:22.569 | 4 | Honda |
| 24 | Ryan FROST | 1:59.728 | 15:21:22.654 | 5 | Honda |
| 40 | Julian CORREA | 1:59.400 | 15:23:22.972 | 6 | Honda |
| 28 | Charlie BARNES | 1:59.097 | 15:23:27.485 | 6 | Honda |
| 7 | Harley McCABE | 1:58.619 | 15:25:25.834 | 7 | Honda |
| 75 | Filip SUROWIAK | 1:58.325 | 15:27:21.268 | 8 | Honda |
| 7 | Harley McCABE | 1:58.290 | 15:27:24.124 | 8 | Honda |
| 28 | Charlie BARNES | 1:58.165 | 15:27:24.378 | 8 | Honda |
| 43 | Amanuel BRINTON | 1:57.746 | 15:27:24.902 | 8 | Honda |

Session Leader History

| NO | NAME | FROM LAP | LAPS LED | DISTANCE | VEHICLE |
|----|----------------|----------|----------|-------------|---------|
| 24 | Ryan FROST | 1 | 2 | 5.38 miles | Honda |
| 75 | Filip SUROWIAK | 3 | 4 | 10.76 miles | Honda |
| 40 | Julian CORREA | 7 | 1 | 2.69 miles | Honda |
| 75 | Filip SUROWIAK | 8 | 2 | 5.38 miles | Honda |
| 40 | Julian CORREA | 10 | 1 | 2.69 miles | Honda |

Flag History

| TYPE | TIME OF DAY |
|--------|--------------|
| GREEN | 15:11:10.395 |
| FINISH | 15:31:19.631 |

Flag Statistics

| TYPE | COUNT | TOTAL LAPS | TOTAL TIME |
|------------|-------|------------|------------|
| Green | 1 | 10 | 23:36.523 |
| Red | 0 | 0 | 0.000 |
| Safety Car | 0 | 0 | 0.000 |
| FCY | 0 | 0 | 0.000 |

MCRCB BULLETIN TK282

2024 Bennetts British Superbike Championship - Round 9

2024 R&G British Talent Cup

RACE 2 - SESSION NOTES

| TIME | MESSAGE |
|----------|---|
| 15:05:04 | PITLANE OPEN |
| 15:06:12 | PITLANE CLOSED |
| 15:07:18 | |
| 15:07:54 | 30 SECONDS TO WARM UP LAP |
| 15:08:07 | GREEN FLAG - WARM UP LAP |
| 15:10:28 | RACE START |
| 15:11:40 | NO JUMP STARTS |
| 15:12:45 | NO.48 FALLER AT T7/8/9 BRITTENS - RIDER OK |
| 15:15:44 | NO.71 FALLER AT T16 LODGE - RIDER OK |
| 15:17:56 | NO.11 ENTERED PITS |
| 15:18:26 | NO.11 REJOINED |
| 15:19:04 | NO.66 & 29 FALLER AT T7/8/9 BRITTENS - RIDER OK |
| 15:19:11 | NO.66 & 29 FALLERS AT T7/8/9 BRITTENS - RIDERS OK |
| 15:23:25 | TWO THIRDS DISTANCE COMPLETED |
| 15:25:10 | NO.88 FALLER AT T10/11 HIZZYS - RIDER OK |
| 15:26:13 | UPDATE: NO.66 - RIDER TO MEDICAL CENTRE |
| 15:26:21 | NO.42 ENTERED PITS |
| 15:28:54 | NO.28 FALLER AT T10/11 HIZZYS - RIDER OK |
| 15:30:13 | INCIDENT AT TURN 10 UNDER INVESTIGATION |
| 15:31:06 | #24 LONG LAP EQUIVALENT TIME PENALTY (3 SECS) |
| 15:31:22 | |
| 15:32:47 | PITLANE OPENS FOR STK - 15:38 |

MCRCB BULLETIN TK283

2024 Bennetts British Superbike Championship - Round 9

2024 R&G British Talent Cup

RACE 2 - WEATHER CONDITIONS

