

## RACE 1 - CLASSIFICATION

Race Distance: 12 Laps / 32.30 miles

POS	NO	NAME	NAT	ENTRY	LAPS	TIME	GAP	DIFF	MPH	BEST	ON	GRD	↑↓
1	24	Ryan FROST	GBR	Honda - Fibre Tec Honda	12	21:38.321			89.57	1:46.779	7	5	4
2	40	Julian CORREA	USA	Honda - Microlise Cresswell Racing	12	21:38.403	0.082	0.082	89.56	1:47.080	7	3	1
3	29	Lucas BROWN	GBR	Honda - SENCAT Talent Team / Mortimer Racing	12	21:38.864	0.543	0.461	89.53	1:47.013	12	1	-2
4	75	Filip SUROWIAK	GBR	Honda - Team City Lifting / RS Racing	12	21:39.073	0.752	0.209	89.52	1:47.109	12	2	-2
5	61	Harrison MACKAY	GBR	Honda - Wilson Racing / HMR	12	21:42.140	3.819	3.067	89.31	1:47.294	5	6	1
6	43	Amanuel BRINTON	GBR	Honda - Kovara Projects / RS Racing	12	21:42.410	4.089	0.270	89.29	1:47.547	2	7	1
7	7	Harley McCABE	GBR	Honda - Fibre Tec Honda	12	21:42.411	4.090	0.001	89.29	1:47.619	5	4	-3
8	66	Ronnie HARRIS	GBR	Honda - Kovara Projects / RS Racing	12	21:43.780	5.459	1.369	89.19	1:47.787	12	8	0
9	67	George BOWES	GBR	Honda - GB67 Racing	12	22:00.950	22.629	17.170	88.03	1:49.108	12	10	1
10	19	Scott McPHEE	GBR	Honda - SMP Racing	12	22:01.139	22.818	0.189	88.02	1:48.777	7	11	1
11	88	Mason FOSTER	GBR	Honda - BRP Racing	12	22:01.222	22.901	0.083	88.02	1:48.725	12	12	1
12	64	Clayton EDMUNDS	GBR	Honda - Team City Lifting / RS Racing	12	22:01.677	23.356	0.455	87.99	1:48.773	6	9	-3
13	65	Alexander ROWAN	GBR	Honda - Alexander Rowan Racing	12	22:02.142	23.821	0.465	87.95	1:48.962	6	13	0
14	28	Charlie BARNES	GBR	Honda - SENCAT Talent Team / Mortimer Racing	12	22:17.051	38.730	14.909	86.97	1:50.335	9	18	4
15	48	Ollie WALKER	GBR	Honda - Walker Racing	12	22:17.083	38.762	0.032	86.97	1:50.122	4	14	-1
16	16	Jack BURROWS	GBR	Honda - Burrows Engineering / RK Racing	12	22:17.756	39.435	0.673	86.93	1:50.276	2	15	-1
17	14	Bill HARRIS	GBR	Honda - Team Harris Racing / RS Racing	12	22:23.615	45.294	5.859	86.55	1:50.485	6	20	3
18	42	Ben JOLLIFFE	GBR	Honda - Wilson Racing	12	22:23.702	45.381	0.087	86.54	1:50.649	7	16	-2
19	91	Joshua RAYMOND Jnr	USA	Honda - Fibre Tec Honda	12	22:23.739	45.418	0.037	86.54	1:50.638	12	19	0
20	99	Peter WILLIS	GBR	Honda - Clonlough.ie by WM Racing	12	22:24.066	45.745	0.327	86.52	1:50.871	7	22	2
21	2	Josh BANNISTER	GBR	Honda - Dunsley Heat Racing	12	22:24.245	45.924	0.179	86.51	1:50.621	12	23	2
22	11	Iwan JONES	GBR	Honda - Jones Brothers Racing	12	22:24.464	46.143	0.219	86.49	1:50.586	12	17	-5
23	71	Daniel GOODMAN	GBR	Honda - Fibre Tec Honda	12	22:28.439	50.118	3.975	86.24	1:50.702	5	21	-2
24	45	Finnan WHERITY	IRL	Honda - WCS Racing	12	23:01.978	1:23.657	33.539	84.15	1:54.069	11	24	0

## FASTEST LAP

24	Ryan FROST	GBR	Honda - Fibre Tec Honda	7	1:46.779	90.76 mph	146.06 kph
----	------------	-----	-------------------------	---	----------	-----------	------------

Comments:  
New Lap Record

Weather / Track : Sunny / Dry

These results are provisional until the conclusion of any judicial and technical matters.

Date: 14/09/2024 Start: 15:25 Finish: 15:47

Oulton Park International: 2.6920 miles

Race Director: Stuart Higgs

S. Higgs

Digitally Approved at 15:02 Saturday, 14 September 2024

Stewards:

Timekeeper: Richard Evans

R. EVANS

Digitally Approved at 15:01 Saturday, 14 September 2024

Results can be found at [www.tsl-timing.com](http://www.tsl-timing.com)

Printed - 15:49 Saturday, 14 September 2024

# MCRCB BULLETIN TK182

## 2024 Bennetts British Superbike Championship - Round 9

### 2024 R&G British Talent Cup

#### RACE 1 - LAP CHART

##### LAP 1 @ 15:27:30.214

NO	BEHIND	LAP TIME
40		1:53.313
75	0.164	1:53.477
24	0.366	1:53.679
7	0.832	1:54.145
29	1.100	1:54.413
43	1.404	1:54.717
66	1.474	1:54.787
61	1.757	1:55.070
88	2.918	1:56.231
64	2.957	1:56.270
67	3.171	1:56.484
65	3.279	1:56.592
19	3.701	1:57.014
16	4.246	1:57.559
28	4.727	1:58.040
91	5.497	1:58.810
48	5.643	1:58.956
2	5.670	1:58.983
99	6.115	1:59.428
42	6.341	1:59.654
11	6.593	1:59.906
71	6.808	2:00.121
14	7.085	2:00.398
45	8.361	2:01.674

##### LAP 2 @ 15:29:18.608

NO	BEHIND	LAP TIME
40		1:48.394
75	0 Laps	1:48.230
24	0.110	1:48.138
29	0.409	1:47.703
43	0.557	1:47.547
7	0.607	1:48.169
61	1.352	1:47.989
66	1.523	1:48.443
88	4.485	1:49.961
67	4.551	1:49.774
65	4.779	1:49.894
64	4.963	1:50.400
19	5.208	1:49.901
16	6.128	1:50.276
28	6.689	1:50.356
48	7.929	1:50.680
91	8.803	1:51.700
99	9.248	1:51.527
2	9.586	1:52.310
42	9.686	1:51.739
71	10.210	1:51.796
11	10.345	1:52.146
14	10.444	1:51.753
45	14.866	1:54.899

##### LAP 3 @ 15:31:06.796

NO	BEHIND	LAP TIME
75		1:48.188
29	0.291	1:48.070
40	0.297	1:48.485
43	0.378	1:48.009
24	0.650	1:48.728
7	0.886	1:48.467
66	1.463	1:48.128
61	1.701	1:48.537

67	5.476	1:49.113
88	6.052	1:49.755
65	6.071	1:49.480
64	6.416	1:49.641
19	7.026	1:50.006
16	8.956	1:51.016
28	9.153	1:50.652
48	10.145	1:50.404
91	12.022	1:51.407
99	12.343	1:51.283
42	12.983	1:51.485
2	13.054	1:51.656
14	13.267	1:51.011
71	13.641	1:51.619
11	13.855	1:51.698
45	21.410	1:54.732

##### LAP 4 @ 15:32:54.771

NO	BEHIND	LAP TIME
29		1:47.684
75	0.086	1:48.061
40	0.170	1:47.848
43	0.404	1:48.001
24	0.584	1:47.909
7	1.139	1:48.228
61	1.549	1:47.823
66	1.846	1:48.358
67	6.857	1:49.356
65	7.646	1:49.550
88	7.875	1:49.798
64	7.982	1:49.541
19	8.359	1:49.308
16	12.106	1:51.125
28	12.244	1:51.066
48	12.292	1:50.122
91	15.165	1:51.118
99	15.445	1:51.077
42	16.691	1:51.683
2	16.937	1:51.858
14	17.006	1:51.714
71	17.701	1:52.035
11	17.863	1:51.983
45	27.922	1:54.487

##### LAP 5 @ 15:34:42.093

NO	BEHIND	LAP TIME
29		1:47.322
75	0.212	1:47.448
40	0.442	1:47.594
24	0.988	1:47.726
43	0.989	1:47.907
7	1.436	1:47.619
61	1.521	1:47.294
66	2.730	1:48.206
67	9.087	1:49.552
65	9.378	1:49.054
88	9.734	1:49.181
64	9.802	1:49.142
19	10.379	1:49.342
28	15.767	1:50.845
48	15.955	1:50.985
16	16.140	1:51.356
91	19.031	1:51.188
99	19.305	1:51.182
42	20.123	1:50.754

14	20.198	1:50.514
2	20.445	1:50.830
71	21.081	1:50.702
11	21.293	1:50.752
45	35.264	1:54.664

##### LAP 6 @ 15:36:29.473

NO	BEHIND	LAP TIME
29		1:47.380
75	0.170	1:47.338
40	0.217	1:47.155
24	0.885	1:47.277
43	1.672	1:48.063
7	1.683	1:47.627
61	1.813	1:47.672
66	3.331	1:47.981
67	10.885	1:49.178
65	10.960	1:48.962
64	11.195	1:48.773
88	11.834	1:49.480
19	11.882	1:48.883
28	19.231	1:50.844
48	19.273	1:50.698
16	19.472	1:50.712
91	22.727	1:51.076
99	23.161	1:51.236
14	23.303	1:50.485
42	23.830	1:51.087
2	23.990	1:50.925
71	24.647	1:50.946
11	24.849	1:50.936
45	42.666	1:54.782

##### LAP 7 @ 15:38:16.770

NO	BEHIND	LAP TIME
40		1:47.080
29	0.164	1:47.461
75	0.249	1:47.376
24	0.367	1:46.779
7	2.679	1:48.293
61	2.773	1:48.257
43	2.945	1:48.570
66	3.962	1:47.928
65	12.930	1:49.267
64	13.203	1:49.305
67	13.249	1:49.661
19	13.362	1:48.777
88	13.782	1:49.245
48	22.311	1:50.335
16	22.686	1:50.511
28	22.891	1:50.957
91	26.502	1:51.072
99	26.735	1:50.871
14	26.934	1:50.928
42	27.182	1:50.649
2	27.463	1:50.770
11	28.663	1:51.111
71	28.835	1:51.485
45	50.071	1:54.702

##### LAP 8 @ 15:40:04.336

NO	BEHIND	LAP TIME
40		1:47.566
29	0.073	1:47.475

24	0.088	1:47.287
75	0.334	1:47.651
61	3.308	1:48.101
7	3.492	1:48.379
43	3.858	1:48.479
66	4.263	1:47.867
64	15.037	1:49.400
65	15.098	1:49.734
67	15.228	1:49.545
19	15.528	1:49.732
88	15.913	1:49.697
48	25.168	1:50.423
16	25.426	1:50.306
28	25.663	1:50.338
91	29.996	1:51.060
99	30.338	1:51.169
14	30.508	1:51.140
42	30.814	1:51.198
2	31.014	1:51.117
11	31.720	1:50.623
71	33.002	1:51.733
45	56.859	1:54.354

##### LAP 9 @ 15:41:52.313

NO	BEHIND	LAP TIME
40		1:47.977
24	0 Laps	1:47.889
29	0.493	1:48.397
75	0.517	1:48.160
61	3.264	1:47.933
7	3.363	1:47.848
43	3.837	1:47.956
66	4.227	1:47.941
67	16.769	1:49.518
65	17.103	1:49.982
64	17.283	1:50.223
88	17.611	1:49.675
19	17.706	1:50.155
28	28.021	1:50.335
48	28.062	1:50.871
16	28.308	1:50.859
99	33.924	1:51.563
91	33.958	1:51.939
14	34.546	1:52.015
42	34.560	1:51.723
2	34.810	1:51.773
11	35.092	1:51.349
71	36.927	1:51.902
45	1:03.134	1:54.252

##### LAP 10 @ 15:43:40.038

NO	BEHIND	LAP TIME
40		1:47.725
24	0.079	1:47.804
75	0.851	1:48.059
29	0.991	1:48.223
61	3.525	1:47.986
7	3.647	1:48.009
43	3.987	1:47.875
66	4.900	1:48.398
65	19.356	1:49.978
67	19.515	1:50.471
19	19.623	1:49.642
88	19.805	1:49.919
64	19.933	1:50.375

48	31.631	1:51.294
28	31.762	1:51.466
16	32.025	1:51.442
99	37.964	1:51.765
14	38.102	1:51.281
42	38.341	1:51.506
2	38.889	1:51.804
91	39.126	1:52.893
11	39.481	1:52.114
71	41.158	1:51.956
45	1:09.874	1:54.465

##### LAP 11 @ 15:45:27.499

NO	BEHIND	LAP TIME
40		1:47.461
24	0.029	1:47.411
29	1.253	1:47.723
75	1.366	1:47.976
61	3.761	1:47.697
7	3.929	1:47.743
43	4.240	1:47.714
66	5.395	1:47.956
67	21.244	1:49.190
19	21.702	1:49.540
65	21.737	1:49.842
88	21.899	1:49.555
64	22.060	1:49.588
28	35.481	1:51.180
48	35.531	1:51.361
16	35.796	1:51.232
14	41.824	1:51.183
42	42.018	1:51.138
99	42.307	1:51.804
91	42.503	1:50.838
2	43.026	1:51.598
11	43.280	1:51.260
71	45.638	1:51.941
45	1:16.482	1:54.069

##### LAP 12 @ 15:47:15.222

NO	BEHIND	LAP TIME
24		1:47.694
40	0.082	1:47.805
29	0.543	1:47.013
75	0.752	1:47.109
61	3.819	1:47.781
43	4.089	1:47.572
7	4.090	1:47.884
66	5.459	1:47.787
67	22.629	1:49.108
19	22.818	1:48.839
88	22.901	1:48.725
64	23.356	1:49.019
65	23.821	1:49.807
28	38.730	1:50.972
48	38.762	1:50.954
16	39.435	1:51.362
14	45.294	1:51.193
42	45.381	1:51.086
91	45.418	1:50.638
99	45.745	1:51.161
2	45.924	1:50.621
11	46.143	1:50.586
71	50.118	1:52.203
45	1:23.657	1:54.898

# MCRCB BULLETIN TK183

## 2024 Bennetts British Superbike Championship - Round 9

### 2024 R&G British Talent Cup

#### RACE 1 - POSITION CHART

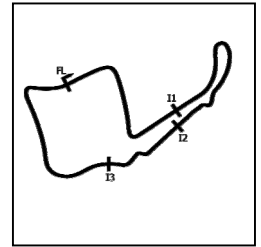
No	Name	Lap												
		Pos	1	2	3	4	5	6	7	8	9	10	11	12
29	BROWN	1	40	40	75	29	29	29	40	40	40	40	40	24
75	SUROWIAK	2	75	75	29	75	75	75	29	29	24	24	24	40
40	CORREA	3	24	24	40	40	40	40	75	24	29	75	29	29
7	McCABE	4	7	29	43	43	24	24	24	75	75	29	75	75
24	FROST	5	29	43	24	24	43	43	7	61	61	61	61	61
61	MACKAY	6	43	7	7	7	7	7	61	7	7	7	7	43
43	BRINTON	7	66	61	66	61	61	61	43	43	43	43	43	7
66	HARRIS	8	61	66	61	66	66	66	66	66	66	66	66	66
64	EDMUNDS	9	88	88	67	67	67	67	65	64	67	65	67	67
67	BOWES	10	64	67	88	65	65	65	64	65	65	67	19	19
19	McPHEE	11	67	65	65	88	88	64	67	67	64	19	65	88
88	FOSTER	12	65	64	64	64	64	88	19	19	88	88	88	64
65	ROWAN	13	19	19	19	19	19	19	88	88	19	64	64	65
48	WALKER	14	16	16	16	16	28	28	48	48	28	48	28	28
16	BURROWS	15	28	28	28	28	48	48	16	16	48	28	48	48
42	JOLLIFFE	16	91	48	48	48	16	16	28	28	16	16	16	16
11	JONES	17	48	91	91	91	91	91	91	91	99	99	14	14
28	BARNES	18	2	99	99	99	99	99	99	99	91	14	42	42
91	RAYMOND Jnr	19	99	2	42	42	42	14	14	14	14	42	99	91
14	HARRIS	20	42	42	2	2	14	42	42	42	42	2	91	99
71	GOODMAN	21	11	71	14	14	2	2	2	2	2	91	2	2
99	WILLIS	22	71	11	71	71	71	71	11	11	11	11	11	11
2	BANNISTER	23	14	14	11	11	11	11	71	71	71	71	71	71
45	WHERITY	24	45	45	45	45	45	45	45	45	45	45	45	45

# MCRCB BULLETIN TK184

## 2024 Bennetts British Superbike Championship - Round 9

### 2024 R&G British Talent Cup

#### RACE 1 - SECTOR ANALYSIS



SECTOR 1 = FL to I1, SECTOR 2 = I1 to I2 SECTOR 3 = I2 to I3, SECTOR 4 = I3 to FL, DIFF = Difference To Personal Best Lap, P = Crossed Finish Line in Pit Lane, D = Time Disallowed

P1 24		Ryan FROST				Honda - Fibre Tec Honda						
IDEAL LAP TIME : 1:46.604		BEST LAP TIME : 1:46.779				DIFFERENCE : 0.175						
LAP	SECTOR 1	SECTOR 2		SECTOR 3		SECTOR 4		LAP TIME	MPH	DIFF	TIME OF DAY	
1 -		113.7	30.432	94.9	20.983	105.5	29.917	109.1	1:53.679	85.25	6.900	15:27:30.580
2 -	26.929	115.5	30.134	94.1	21.166	105.8	29.909	110.3	1:48.138	89.61	1.359	15:29:18.718
3 -	27.329	110.0	30.419	<b>95.7</b>	21.166	105.3	29.814	108.7	1:48.728	89.13	1.949	15:31:07.446
4 -	27.141	115.7	30.037	93.4	21.130	105.6	29.601	<b>110.5</b>	1:47.909	89.80	1.130	15:32:55.355
5 -	26.777	114.9	30.224	95.3	20.889	<b>106.3</b>	29.836	109.1	1:47.726	89.96	0.947	15:34:43.081
6 -	26.998	114.3	29.755	94.5	20.908	105.0	29.616	109.6	1:47.277 (2)	90.33	0.498	15:36:30.358
7 -	26.810	115.1	<b>29.610</b>	94.6	<b>20.717</b>	106.1	29.642	110.3	<b>1:46.779 (1)</b>	<b>90.76</b>		<b>15:38:17.137</b>
8 -	<b>26.690</b>	<b>116.7</b>	29.892	95.5	21.032	105.1	29.673	108.9	1:47.287 (3)	90.33	0.508	15:40:04.424
9 -	27.086	114.5	29.654	94.1	21.027	104.5	30.122	107.5	1:47.889	89.82	1.110	15:41:52.313
10 -	27.239	115.7	29.926	94.2	20.918	104.8	29.721	110.1	1:47.804	89.89	1.025	15:43:40.117
11 -	27.068	115.7	29.685	94.2	21.071	105.5	<b>29.587</b>	109.6	1:47.411	90.22	0.632	15:45:27.528
12 -	27.134	114.1	30.075	92.5	20.800	105.1	29.685	106.8	1:47.694	89.98	0.915	15:47:15.222

P2 40		Julian CORREA				Honda - Microlise Cresswell Racing						
IDEAL LAP TIME : 1:46.844		BEST LAP TIME : 1:47.080				DIFFERENCE : 0.236						
LAP	SECTOR 1	SECTOR 2		SECTOR 3		SECTOR 4		LAP TIME	MPH	DIFF	TIME OF DAY	
1 -		112.7	30.072	93.2	21.243	103.2	30.108	106.3	1:53.313	85.52	6.233	15:27:30.214
2 -	27.077	114.3	30.069	92.3	21.237	102.6	30.011	108.5	1:48.394	89.40	1.314	15:29:18.608
3 -	27.082	112.7	30.233	94.3	21.090	104.0	30.080	107.3	1:48.485	89.33	1.405	15:31:07.093
4 -	27.049	114.1	30.035	93.9	21.096	104.8	29.668	108.5	1:47.848	89.86	0.768	15:32:54.941
5 -	26.794	112.9	30.128	93.9	21.046	104.5	<b>29.626</b>	107.3	1:47.594	90.07	0.514	15:34:42.535
6 -	<b>26.588</b>	114.5	29.813	<b>94.9</b>	<b>21.003</b>	<b>105.5</b>	29.751	<b>110.0</b>	1:47.155 (2)	90.44	0.075	15:36:29.690
7 -	26.645	114.1	29.637	91.3	21.069	103.0	29.729	107.3	<b>1:47.080 (1)</b>	<b>90.50</b>		<b>15:38:16.770</b>
8 -	26.732	114.3	29.671	92.9	21.166	103.2	29.997	107.2	1:47.566	90.09	0.486	15:40:04.336
9 -	26.878	113.7	29.705	92.6	21.204	103.0	30.190	106.1	1:47.977	89.75	0.897	15:41:52.313
10 -	27.065	114.7	29.724	92.3	21.120	103.0	29.816	107.3	1:47.725	89.96	0.645	15:43:40.038
11 -	27.020	114.3	29.667	92.5	21.071	103.8	29.703	106.6	1:47.461 (3)	90.18	0.381	15:45:27.499
12 -	27.191	<b>115.3</b>	<b>29.627</b>	93.4	21.085	103.0	29.902	108.7	1:47.805	89.89	0.725	15:47:15.304

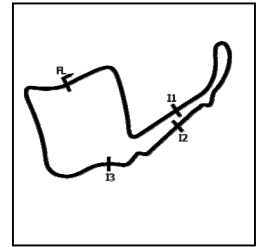
P3 29		Lucas BROWN				Honda - SENCAT Talent Team / Mortimer Racing						
IDEAL LAP TIME : 1:46.761		BEST LAP TIME : 1:47.013				DIFFERENCE : 0.252						
LAP	SECTOR 1	SECTOR 2		SECTOR 3		SECTOR 4		LAP TIME	MPH	DIFF	TIME OF DAY	
1 -		108.2	30.574	<b>93.8</b>	21.060	103.4	29.766	106.3	1:54.413	84.70	7.400	15:27:31.314
2 -	27.003	113.5	29.649	92.3	21.068	103.0	29.983	<b>107.3</b>	1:47.703	89.98	0.690	15:29:19.017
3 -	27.015	112.2	30.047	92.6	21.041	103.4	29.967	105.1	1:48.070	89.67	1.057	15:31:07.087
4 -	27.153	114.1	29.769	92.3	21.003	103.2	29.759	105.1	1:47.684	89.99	0.671	15:32:54.771
5 -	26.921	111.4	29.677	91.9	21.034	101.0	29.690	105.0	1:47.322 (2)	90.30	0.309	15:34:42.093
6 -	26.950	110.3	29.569	92.0	21.100	101.5	29.761	105.5	1:47.380 (3)	90.25	0.367	15:36:29.473
7 -	26.936	111.6	29.802	92.1	20.940	103.0	29.783	106.5	1:47.461	90.18	0.448	15:38:16.934
8 -	<b>26.680</b>	<b>114.7</b>	29.700	92.5	21.113	102.7	29.982	104.0	1:47.475	90.17	0.462	15:40:04.409
9 -	27.244	<b>114.7</b>	29.680	92.5	20.978	<b>103.5</b>	30.495	105.0	1:48.397	89.40	1.384	15:41:52.806
10 -	27.217	113.3	29.621	92.3	21.342	101.2	30.043	107.0	1:48.223	89.54	1.210	15:43:41.029
11 -	26.765	112.9	30.082	90.8	21.162	101.9	29.714	104.5	1:47.723	89.96	0.710	15:45:28.752
12 -	26.932	112.0	<b>29.552</b>	92.6	<b>20.879</b>	102.2	<b>29.650</b>	104.5	<b>1:47.013 (1)</b>	<b>90.56</b>		<b>15:47:15.765</b>

# MCRCB BULLETIN TK184

## 2024 Bennetts British Superbike Championship - Round 9

### 2024 R&G British Talent Cup

### RACE 1 - SECTOR ANALYSIS



SECTOR 1 = FL to I1, SECTOR 2 = I1 to I2 SECTOR 3 = I2 to I3, SECTOR 4 = I3 to FL, DIFF = Difference To Personal Best Lap, P = Crossed Finish Line in Pit Lane, D = Time Disallowed

P4 75		Filip SUROWIAK				Honda - Team City Lifting / RS Racing						
IDEAL LAP TIME : 1:46.807		BEST LAP TIME : 1:47.109				DIFFERENCE : 0.302						
LAP	SECTOR 1	SECTOR 2		SECTOR 3		SECTOR 4		LAP TIME	MPH	DIFF	TIME OF DAY	
1 -		112.2	30.163	93.2	21.143	103.0	29.833	107.2	1:53.477	85.40	6.368	15:27:30.378
2 -	26.977	113.5	30.061	92.8	21.331	103.4	29.861	106.0	1:48.230	89.54	1.121	15:29:18.608
3 -	27.149	113.9	30.003	92.8	21.087	101.3	29.949	106.3	1:48.188	89.57	1.079	15:31:06.796
4 -	27.182	111.8	29.901	92.5	21.082	102.2	29.896	107.8	1:48.061	89.68	0.952	15:32:54.857
5 -	26.867	113.7	29.898	93.3	20.898	104.2	29.785	106.8	1:47.448	90.19	0.339	15:34:42.305
6 -	26.659	112.7	29.828	<b>93.8</b>	21.035	103.8	29.816	107.7	1:47.338 <b>(2)</b>	90.28	0.229	15:36:29.643
7 -	26.800	114.7	30.050	92.9	20.916	104.3	29.610	<b>108.9</b>	1:47.376 <b>(3)</b>	90.25	0.267	15:38:17.019
8 -	<b>26.638</b>	<b>115.9</b>	29.925	93.4	21.173	103.2	29.915	108.7	1:47.651	90.02	0.542	15:40:04.670
9 -	27.009	114.7	29.868	93.3	20.975	104.3	30.308	106.1	1:48.160	89.60	1.051	15:41:52.830
10 -	27.462	113.7	<b>29.706</b>	93.4	20.928	103.7	29.963	107.0	1:48.059	89.68	0.950	15:43:40.889
11 -	26.921	113.3	30.007	91.3	21.348	<b>105.0</b>	29.700	107.8	1:47.976	89.75	0.867	15:45:28.865
<b>12 -</b>	<b>26.822</b>	<b>114.7</b>	<b>29.824</b>	<b>93.8</b>	<b>20.861</b>	<b>104.2</b>	<b>29.602</b>	<b>106.5</b>	<b>1:47.109 (1)</b>	<b>90.48</b>		<b>15:47:15.974</b>

P5 61		Harrison MACKAY				Honda - Wilson Racing / HMR						
IDEAL LAP TIME : 1:47.188		BEST LAP TIME : 1:47.294				DIFFERENCE : 0.106						
LAP	SECTOR 1	SECTOR 2		SECTOR 3		SECTOR 4		LAP TIME	MPH	DIFF	TIME OF DAY	
1 -		112.4	30.974	94.1	21.323	103.8	29.879	107.8	1:55.070	84.22	7.776	15:27:31.971
2 -	27.071	114.7	30.140	93.7	21.157	104.3	29.621	108.2	1:47.989	89.74	0.695	15:29:19.960
3 -	27.163	114.1	30.347	93.9	21.217	104.2	29.810	108.9	1:48.537	89.29	1.243	15:31:08.497
4 -	26.920	114.1	30.025	94.1	21.143	104.8	29.735	108.4	1:47.823	89.88	0.529	15:32:56.320
<b>5 -</b>	<b>27.008</b>	<b>113.5</b>	<b>29.784</b>	<b>94.1</b>	<b>20.926</b>	<b>104.8</b>	<b>29.576</b>	<b>110.3</b>	<b>1:47.294 (1)</b>	<b>90.32</b>		<b>15:34:43.614</b>
6 -	26.920	<b>114.9</b>	29.989	<b>94.3</b>	21.067	<b>105.8</b>	29.696	109.6	1:47.672 <b>(2)</b>	90.00	0.378	15:36:31.286
7 -	27.003	111.8	30.378	93.8	21.154	105.1	29.722	109.1	1:48.257	89.52	0.963	15:38:19.543
8 -	27.014	112.9	29.973	92.5	21.313	103.2	29.801	106.3	1:48.101	89.65	0.807	15:40:07.644
9 -	27.008	112.7	29.865	92.0	21.190	103.2	29.870	106.8	1:47.933	89.78	0.639	15:41:55.577
10 -	27.045	113.5	29.993	92.1	21.195	103.2	29.753	107.2	1:47.986	89.74	0.692	15:43:43.563
11 -	<b>26.902</b>	113.3	29.867	92.4	21.166	103.5	29.762	106.6	1:47.697 <b>(3)</b>	89.98	0.403	15:45:31.260
12 -	27.011	113.1	29.917	92.9	21.178	103.7	29.675	106.1	1:47.781	89.91	0.487	15:47:19.041

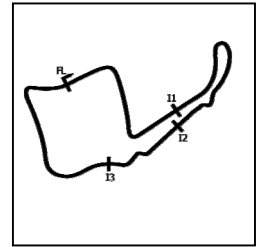
P6 43		Amanuel BRINTON				Honda - Kovara Projects / RS Racing						
IDEAL LAP TIME : 1:47.191		BEST LAP TIME : 1:47.547				DIFFERENCE : 0.356						
LAP	SECTOR 1	SECTOR 2		SECTOR 3		SECTOR 4		LAP TIME	MPH	DIFF	TIME OF DAY	
1 -		112.7	30.629	93.2	21.389	103.2	29.838	106.8	1:54.717	84.47	7.170	15:27:31.618
<b>2 -</b>	<b>26.936</b>	<b>114.1</b>	<b>29.952</b>	<b>93.4</b>	<b>21.055</b>	<b>104.0</b>	<b>29.604</b>	<b>108.9</b>	<b>1:47.547 (1)</b>	<b>90.11</b>		<b>15:29:19.165</b>
3 -	26.897	112.7	30.217	93.4	21.098	102.4	29.797	108.2	1:48.009	89.72	0.462	15:31:07.174
4 -	27.251	114.1	29.920	<b>93.8</b>	21.161	102.9	29.669	107.7	1:48.001	89.73	0.454	15:32:55.175
5 -	26.802	112.5	30.161	93.4	21.016	103.0	29.928	105.8	1:47.907	89.81	0.360	15:34:43.082
6 -	27.076	114.9	29.993	93.0	21.144	102.9	29.850	106.8	1:48.063	89.68	0.516	15:36:31.145
7 -	27.086	111.8	30.148	92.3	21.153	101.9	30.183	107.0	1:48.570	89.26	1.023	15:38:19.715
8 -	27.045	113.5	30.231	92.3	21.166	103.7	30.037	107.0	1:48.479	89.33	0.932	15:40:08.194
9 -	26.986	112.7	29.960	92.1	21.074	103.2	29.936	107.3	1:47.956	89.77	0.409	15:41:56.150
10 -	26.905	113.7	30.025	92.9	21.126	103.7	29.819	108.2	1:47.875	89.83	0.328	15:43:44.025
11 -	26.921	113.9	30.026	92.4	<b>20.920</b>	<b>104.6</b>	29.847	106.6	1:47.714 <b>(3)</b>	89.97	0.167	15:45:31.739
12 -	<b>26.757</b>	<b>115.3</b>	<b>29.910</b>	93.3	21.175	103.2	29.730	106.5	1:47.572 <b>(2)</b>	90.09	0.025	15:47:19.311

# MCRCB BULLETIN TK184

## 2024 Bennetts British Superbike Championship - Round 9

### 2024 R&G British Talent Cup

#### RACE 1 - SECTOR ANALYSIS



SECTOR 1 = FL to I1, SECTOR 2 = I1 to I2 SECTOR 3 = I2 to I3, SECTOR 4 = I3 to FL, DIFF = Difference To Personal Best Lap, P = Crossed Finish Line in Pit Lane, D = Time Disallowed

P7		7		Harley McCABE				Honda - Fibre Tec Honda				
IDEAL LAP TIME : 1:47.377		BEST LAP TIME : 1:47.619				DIFFERENCE : 0.242						
LAP	SECTOR 1	SECTOR 2		SECTOR 3		SECTOR 4		LAP TIME	MPH	DIFF	TIME OF DAY	
1 -		113.1	30.547	94.1	21.290	103.8	29.792	108.2	1:54.145	84.90	6.526	15:27:31.046
2 -	27.155	114.1	30.038	<b>94.6</b>	21.171	104.6	29.805	<b>110.9</b>	1:48.169	89.59	0.550	15:29:19.215
3 -	27.078	114.9	30.535	92.4	21.227	104.5	29.627	109.6	1:48.467	89.34	0.848	15:31:07.682
4 -	27.095	113.9	30.185	94.1	21.263	104.0	29.685	108.9	1:48.228	89.54	0.609	15:32:55.910
5 -	26.832	112.9	30.054	93.4	21.120	104.3	29.613	109.4	<b>1:47.619 (1)</b>	<b>90.05</b>		<b>15:34:43.529</b>
6 -	<b>26.827</b>	<b>115.1</b>	29.998	<b>94.6</b>	21.130	<b>105.5</b>	29.672	109.4	1:47.627 (2)	90.04	0.008	15:36:31.156
7 -	27.064	113.5	30.279	94.2	21.171	105.3	29.779	107.3	1:48.293	89.49	0.674	15:38:19.449
8 -	27.183	112.4	30.106	93.5	21.227	105.0	29.863	108.9	1:48.379	89.42	0.760	15:40:07.828
9 -	26.994	113.3	<b>29.952</b>	92.5	21.203	104.3	29.699	109.6	1:47.848	89.86	0.229	15:41:55.676
10 -	26.997	114.5	30.126	93.7	21.160	105.3	29.726	109.4	1:48.009	89.72	0.390	15:43:43.685
11 -	26.955	113.3	30.052	92.6	<b>21.083</b>	105.1	29.653	108.7	1:47.743 (3)	89.94	0.124	15:45:31.428
12 -	26.905	114.7	30.280	93.9	21.184	105.3	<b>29.515</b>	108.5	1:47.884	89.83	0.265	15:47:19.312

P8		66		Ronnie HARRIS				Honda - Kovara Projects / RS Racing				
IDEAL LAP TIME : 1:47.403		BEST LAP TIME : 1:47.787				DIFFERENCE : 0.384						
LAP	SECTOR 1	SECTOR 2		SECTOR 3		SECTOR 4		LAP TIME	MPH	DIFF	TIME OF DAY	
1 -		114.1	30.677	93.4	21.280	<b>103.8</b>	30.205	<b>109.4</b>	1:54.787	84.42	7.000	15:27:31.688
2 -	27.041	115.1	30.252	93.7	21.178	103.5	29.972	109.2	1:48.443	89.36	0.656	15:29:20.131
3 -	27.010	114.5	30.120	93.5	21.233	103.7	<b>29.765</b>	108.7	1:48.128	89.62	0.341	15:31:08.259
4 -	26.709	<b>115.3</b>	30.270	<b>94.2</b>	21.303	103.7	30.076	108.4	1:48.358	89.43	0.571	15:32:56.617
5 -	26.869	113.3	30.108	93.8	21.285	102.6	29.944	107.3	1:48.206	89.56	0.419	15:34:44.823
6 -	26.851	113.5	29.995	93.7	21.282	103.0	29.853	107.8	1:47.981	89.75	0.194	15:36:32.804
7 -	26.855	113.5	30.152	93.7	<b>21.078</b>	103.2	29.843	107.3	1:47.928 (3)	89.79	0.141	15:38:20.732
8 -	26.819	114.1	29.938	93.4	21.287	103.5	29.823	107.5	1:47.867 (2)	89.84	0.080	15:40:08.599
9 -	26.829	114.5	30.104	93.5	21.173	103.7	29.835	108.4	1:47.941	89.78	0.154	15:41:56.540
10 -	26.811	114.1	30.234	93.3	21.250	103.7	30.103	104.3	1:48.398	89.40	0.611	15:43:44.938
11 -	26.922	113.5	<b>29.880</b>	93.4	21.271	99.2	29.883	106.8	1:47.956	89.77	0.169	15:45:32.894
12 -	<b>26.680</b>	114.1	30.071	93.9	21.167	103.4	29.869	106.8	<b>1:47.787 (1)</b>	<b>89.91</b>		<b>15:47:20.681</b>

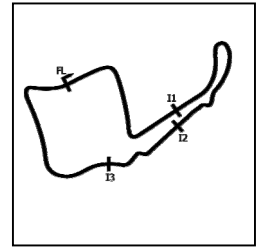
P9		67		George BOWES				Honda - GB67 Racing				
IDEAL LAP TIME : 1:48.737		BEST LAP TIME : 1:49.108				DIFFERENCE : 0.371						
LAP	SECTOR 1	SECTOR 2		SECTOR 3		SECTOR 4		LAP TIME	MPH	DIFF	TIME OF DAY	
1 -		115.3	31.649	<b>94.3</b>	21.547	104.8	30.261	<b>109.2</b>	1:56.484	83.19	7.376	15:27:33.385
2 -	27.399	114.5	30.542	92.4	21.511	103.5	30.322	109.1	1:49.774	88.28	0.666	15:29:23.159
3 -	27.334	112.7	30.344	92.9	<b>21.284</b>	102.1	30.151	107.3	1:49.113 (2)	88.81	0.005	15:31:12.272
4 -	27.379	112.9	30.379	92.8	21.395	102.4	30.203	107.2	1:49.356	88.62	0.248	15:33:01.628
5 -	27.398	112.5	30.388	93.2	21.413	101.9	30.353	105.6	1:49.552	88.46	0.444	15:34:51.180
6 -	<b>27.275</b>	112.7	30.408	92.6	21.301	102.2	30.194	107.5	1:49.178 (3)	88.76	0.070	15:36:40.358
7 -	27.420	114.5	30.337	92.8	21.322	101.6	30.582	108.9	1:49.661	88.37	0.553	15:38:30.019
8 -	27.546	114.9	30.563	93.8	21.370	<b>105.0</b>	<b>30.066</b>	<b>109.2</b>	1:49.545	88.46	0.437	15:40:19.564
9 -	27.733	114.1	30.298	92.3	21.300	102.1	30.187	106.5	1:49.518	88.49	0.410	15:42:09.082
10 -	27.610	113.9	30.345	92.9	22.100	103.0	30.416	108.9	1:50.471	87.72	1.363	15:43:59.553
11 -	27.439	<b>116.3</b>	30.281	92.4	21.317	102.9	30.153	106.3	1:49.190	88.75	0.082	15:45:48.743
12 -	27.556	113.3	<b>30.112</b>	93.3	21.305	102.2	30.135	106.3	<b>1:49.108 (1)</b>	<b>88.82</b>		<b>15:47:37.851</b>

# MCRCB BULLETIN TK184

## 2024 Bennetts British Superbike Championship - Round 9

### 2024 R&G British Talent Cup

#### RACE 1 - SECTOR ANALYSIS



SECTOR 1 = FL to I1, SECTOR 2 = I1 to I2 SECTOR 3 = I2 to I3, SECTOR 4 = I3 to FL, DIFF = Difference To Personal Best Lap, P = Crossed Finish Line in Pit Lane, D = Time Disallowed

P10 19		Scott McPHEE				Honda - SMP Racing						
IDEAL LAP TIME : 1:48.441		BEST LAP TIME : 1:48.777				DIFFERENCE : 0.336						
LAP	SECTOR 1	SECTOR 2		SECTOR 3		SECTOR 4		LAP TIME	MPH	DIFF	TIME OF DAY	
1 -		113.7	31.559	93.4	21.767	103.4	30.146	106.3	1:57.014	82.82	8.237	15:27:33.915
2 -	27.188	114.5	30.866	93.4	21.706	103.5	30.141	107.7	1:49.901	88.18	1.124	15:29:23.816
3 -	27.263	114.7	31.008	92.6	21.601	102.6	30.134	106.6	1:50.006	88.09	1.229	15:31:13.822
4 -	27.150	112.7	30.578	93.3	21.474	103.4	30.106	107.3	1:49.308	88.66	0.531	15:33:03.130
5 -	<b>27.028</b>	113.9	30.685	93.5	21.570	102.9	30.059	107.0	1:49.342	88.63	0.565	15:34:52.472
6 -	27.070	114.3	30.428	<b>94.1</b>	21.390	104.0	29.995	108.5	1:48.883 (3)	89.00	0.106	15:36:41.355
7 -	27.093	113.5	30.403	93.4	<b>21.183</b>	104.0	30.098	108.2	<b>1:48.777 (1)</b>	<b>89.09</b>		<b>15:38:30.132</b>
8 -	27.472	112.2	30.832	92.6	21.416	103.8	30.012	107.8	1:49.732	88.31	0.955	15:40:19.864
9 -	27.688	113.1	30.948	93.5	21.455	104.0	30.064	<b>108.7</b>	1:50.155	87.97	1.378	15:42:10.019
10 -	27.193	<b>114.9</b>	30.644	93.3	21.430	<b>104.6</b>	30.375	108.4	1:49.642	88.39	0.865	15:43:59.661
11 -	27.435	114.3	30.695	92.9	21.497	104.2	<b>29.913</b>	106.5	1:49.540	88.47	0.763	15:45:49.201
12 -	27.282	113.7	<b>30.317</b>	92.9	21.269	103.8	29.971	105.1	1:48.839 (2)	89.04	0.062	15:47:38.040

P11 88		Mason FOSTER				Honda - BRP Racing						
IDEAL LAP TIME : 1:48.448		BEST LAP TIME : 1:48.725				DIFFERENCE : 0.277						
LAP	SECTOR 1	SECTOR 2		SECTOR 3		SECTOR 4		LAP TIME	MPH	DIFF	TIME OF DAY	
1 -		114.7	31.438	91.9	21.513	103.8	30.331	106.8	1:56.231	83.37	7.506	15:27:33.132
2 -	27.301	112.7	30.827	91.4	21.403	102.9	30.430	106.8	1:49.961	88.13	1.236	15:29:23.093
3 -	27.462	114.9	30.797	92.0	21.274	102.9	30.222	107.0	1:49.755	88.29	1.030	15:31:12.848
4 -	27.521	114.7	30.755	92.9	21.352	103.7	30.170	108.0	1:49.798	88.26	1.073	15:33:02.646
5 -	<b>27.103</b>	114.3	30.689	93.8	21.358	104.2	30.031	108.0	1:49.181 (2)	88.76	0.456	15:34:51.827
6 -	27.408	111.6	30.588	93.5	21.213	103.4	30.271	107.5	1:49.480	88.52	0.755	15:36:41.307
7 -	27.427	113.3	30.585	92.8	21.226	104.0	30.007	108.0	1:49.245 (3)	88.71	0.520	15:38:30.552
8 -	27.156	114.7	30.925	93.4	21.443	104.5	30.173	107.8	1:49.697	88.34	0.972	15:40:20.249
9 -	27.373	114.1	30.818	92.9	21.305	104.0	30.179	108.0	1:49.675	88.36	0.950	15:42:09.924
10 -	27.246	112.9	30.914	<b>93.9</b>	21.350	104.6	30.409	108.2	1:49.919	88.16	1.194	15:43:59.843
11 -	27.439	<b>115.7</b>	30.750	93.5	21.415	104.8	<b>29.951</b>	<b>108.5</b>	1:49.555	88.46	0.830	15:45:49.398
12 -	27.334	114.9	<b>30.277</b>	<b>93.9</b>	<b>21.117</b>	<b>105.8</b>	29.997	106.8	<b>1:48.725 (1)</b>	<b>89.13</b>		<b>15:47:38.123</b>

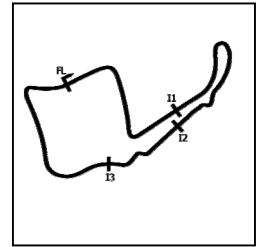
P12 64		Clayton EDMUNDS				Honda - Team City Lifting / RS Racing						
IDEAL LAP TIME : 1:48.412		BEST LAP TIME : 1:48.773				DIFFERENCE : 0.361						
LAP	SECTOR 1	SECTOR 2		SECTOR 3		SECTOR 4		LAP TIME	MPH	DIFF	TIME OF DAY	
1 -		112.0	31.390	93.4	21.579	104.6	30.294	108.2	1:56.270	83.35	7.497	15:27:33.171
2 -	27.347	113.1	30.822	90.6	21.671	103.7	30.560	<b>109.2</b>	1:50.400	87.78	1.627	15:29:23.571
3 -	27.306	<b>115.5</b>	30.810	93.4	21.369	103.5	30.156	107.5	1:49.641	88.39	0.868	15:31:13.212
4 -	27.324	113.5	30.650	93.8	21.436	103.8	30.131	109.1	1:49.541	88.47	0.768	15:33:02.753
5 -	<b>27.114</b>	114.3	30.656	93.7	21.338	104.6	30.034	108.9	1:49.142 (3)	88.79	0.369	15:34:51.895
6 -	27.336	112.9	<b>30.160</b>	<b>93.9</b>	21.268	103.8	<b>30.009</b>	108.4	<b>1:48.773 (1)</b>	<b>89.09</b>		<b>15:36:40.668</b>
7 -	27.376	113.1	30.556	93.3	21.156	104.2	30.217	107.0	1:49.305	88.66	0.532	15:38:29.973
8 -	27.233	114.1	30.484	92.1	21.352	101.2	30.331	105.0	1:49.400	88.58	0.627	15:40:19.373
9 -	27.910	112.4	30.716	93.3	21.422	102.9	30.175	107.7	1:50.223	87.92	1.450	15:42:09.596
10 -	27.254	115.3	30.660	93.3	21.708	103.0	30.753	107.8	1:50.375	87.80	1.602	15:43:59.971
11 -	27.283	<b>115.5</b>	30.873	93.5	21.408	<b>105.0</b>	30.024	108.2	1:49.588	88.43	0.815	15:45:49.559
12 -	27.298	115.1	30.312	93.0	<b>21.129</b>	104.8	30.280	104.2	1:49.019 (2)	88.89	0.246	15:47:38.578

# MCRCB BULLETIN TK184

## 2024 Bennetts British Superbike Championship - Round 9

### 2024 R&G British Talent Cup

#### RACE 1 - SECTOR ANALYSIS



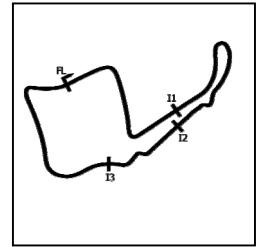
SECTOR 1 = FL to I1, SECTOR 2 = I1 to I2 SECTOR 3 = I2 to I3, SECTOR 4 = I3 to FL, DIFF = Difference To Personal Best Lap, P = Crossed Finish Line in Pit Lane, D = Time Disallowed

P13 65		Alexander ROWAN				Honda - Alexander Rowan Racing						
IDEAL LAP TIME : 1:48.806		BEST LAP TIME : 1:48.962				DIFFERENCE : 0.156						
LAP	SECTOR 1	SECTOR 2		SECTOR 3		SECTOR 4		LAP TIME	MPH	DIFF	TIME OF DAY	
1 -		<b>115.7</b>	31.656	<b>94.1</b>	21.505	<b>104.5</b>	30.169	107.8	1:56.592	83.12	7.630	15:27:33.493
2 -	27.493	115.1	30.761	92.8	21.484	<b>104.5</b>	30.156	<b>109.4</b>	1:49.894	88.18	0.932	15:29:23.387
3 -	27.396	114.3	30.628	93.7	21.468	103.4	29.988	108.7	1:49.480	88.52	0.518	15:31:12.867
4 -	27.456	112.9	30.509	92.9	21.489	102.1	30.096	108.0	1:49.550	88.46	0.588	15:33:02.417
5 -	<b>27.240</b>	112.7	<b>30.434</b>	93.4	21.443	102.9	29.937	107.7	1:49.054 (2)	88.86	0.092	15:34:51.471
6 -	27.245	112.5	30.492	93.3	21.351	103.4	<b>29.874</b>	109.1	<b>1:48.962 (1)</b>	<b>88.94</b>		<b>15:36:40.433</b>
7 -	27.328	112.7	30.590	93.2	<b>21.258</b>	103.5	30.091	106.6	1:49.267 (3)	88.69	0.305	15:38:29.700
8 -	27.468	112.0	30.748	93.0	21.418	103.4	30.100	108.5	1:49.734	88.31	0.772	15:40:19.434
9 -	27.824	112.5	30.646	92.4	21.406	103.0	30.106	106.8	1:49.982	88.11	1.020	15:42:09.416
10 -	27.335	114.9	30.566	93.4	21.672	101.2	30.405	106.1	1:49.978	88.12	1.016	15:43:59.394
11 -	27.518	112.5	30.685	92.5	21.464	103.8	30.175	107.0	1:49.842	88.22	0.880	15:45:49.236
12 -	27.464	114.7	30.831	93.9	21.396	103.5	30.116	106.8	1:49.807	88.25	0.845	15:47:39.043

P14 28		Charlie BARNES				Honda - SENCAT Talent Team / Mortimer Racing						
IDEAL LAP TIME : 1:50.033		BEST LAP TIME : 1:50.335				DIFFERENCE : 0.302						
LAP	SECTOR 1	SECTOR 2		SECTOR 3		SECTOR 4		LAP TIME	MPH	DIFF	TIME OF DAY	
1 -		<b>113.1</b>	31.976	92.3	21.965	102.1	30.310	105.6	1:58.040	82.10	7.705	15:27:34.941
2 -	27.543	111.2	30.705	<b>92.8</b>	21.640	102.1	30.468	106.0	1:50.356 (3)	87.81	0.021	15:29:25.297
3 -	<b>27.489</b>	111.8	30.999	92.1	21.633	101.8	30.531	106.0	1:50.652	87.58	0.317	15:31:15.949
4 -	27.606	112.5	31.123	91.8	21.774	101.8	30.563	106.1	1:51.066	87.25	0.731	15:33:07.015
5 -	27.674	110.0	30.822	91.6	21.759	101.0	30.590	105.0	1:50.845	87.43	0.510	15:34:57.860
6 -	27.756	109.1	30.820	92.1	21.711	101.9	30.557	105.1	1:50.844	87.43	0.509	15:36:48.704
7 -	27.826	109.2	31.186	92.4	21.659	102.1	30.286	<b>106.6</b>	1:50.957	87.34	0.622	15:38:39.661
8 -	27.611	111.8	<b>30.672</b>	90.9	21.759	101.9	30.296	106.1	1:50.338 (2)	87.83	0.003	15:40:29.999
9 -	27.671	112.5	30.718	92.0	21.681	<b>102.6</b>	<b>30.265</b>	105.0	<b>1:50.335 (1)</b>	<b>87.83</b>		<b>15:42:20.334</b>
10 -	27.986	110.0	30.836	91.3	21.670	101.0	30.974	101.9	1:51.466	86.94	1.131	15:44:11.800
11 -	28.000	112.0	30.848	91.6	<b>21.607</b>	<b>102.6</b>	30.725	104.5	1:51.180	87.16	0.845	15:46:02.980
12 -	27.854	111.2	30.831	91.5	21.703	101.6	30.584	104.2	1:50.972	87.33	0.637	15:47:53.952

P15 48		Ollie WALKER				Honda - Walker Racing						
IDEAL LAP TIME : 1:49.834		BEST LAP TIME : 1:50.122				DIFFERENCE : 0.288						
LAP	SECTOR 1	SECTOR 2		SECTOR 3		SECTOR 4		LAP TIME	MPH	DIFF	TIME OF DAY	
1 -		<b>113.7</b>	32.275	92.1	21.818	<b>104.5</b>	30.736	105.8	1:58.956	81.46	8.834	15:27:35.857
2 -	27.930	<b>113.7</b>	30.586	92.5	21.596	101.9	30.568	106.3	1:50.680	87.56	0.558	15:29:26.537
3 -	27.743	111.1	30.504	92.3	21.579	101.5	30.578	106.1	1:50.404 (3)	87.78	0.282	15:31:16.941
4 -	27.586	111.2	30.387	<b>93.0</b>	21.671	103.2	30.478	106.1	<b>1:50.122 (1)</b>	<b>88.00</b>		<b>15:33:07.063</b>
5 -	27.867	111.4	30.938	91.9	21.667	102.7	30.513	<b>106.5</b>	1:50.985	87.32	0.863	15:34:58.048
6 -	<b>27.562</b>	111.2	30.518	91.6	21.611	100.7	31.007	106.1	1:50.698	87.54	0.576	15:36:48.746
7 -	27.781	111.8	<b>30.319</b>	91.9	<b>21.526</b>	100.7	30.709	105.0	1:50.335 (2)	87.83	0.213	15:38:39.081
8 -	27.734	110.5	30.367	90.9	21.604	101.0	30.718	104.5	1:50.423	87.76	0.301	15:40:29.504
9 -	27.843	111.6	30.461	90.3	21.723	100.3	30.844	106.3	1:50.871	87.41	0.749	15:42:20.375
10 -	28.028	112.0	30.907	91.5	21.777	102.1	30.582	104.3	1:51.294	87.07	1.172	15:44:11.669
11 -	28.071	110.3	30.633	90.9	21.698	100.6	30.959	105.3	1:51.361	87.02	1.239	15:46:03.030
12 -	27.878	109.4	30.909	92.4	21.740	102.7	<b>30.427</b>	105.5	1:50.954	87.34	0.832	15:47:53.984





SECTOR 1 = FL to I1, SECTOR 2 = I1 to I2 SECTOR 3 = I2 to I3, SECTOR 4 = I3 to FL, DIFF = Difference To Personal Best Lap, P = Crossed Finish Line in Pit Lane, D = Time Disallowed

P16 16		Jack BURROWS				Honda - Burrows Engineering / RK Racing						
IDEAL LAP TIME : 1:49.851		BEST LAP TIME : 1:50.276				DIFFERENCE : 0.425						
LAP	SECTOR 1	SECTOR 2		SECTOR 3		SECTOR 4		LAP TIME	MPH	DIFF	TIME OF DAY	
1 -		111.1	31.480	92.1	21.788	101.6	<b>30.453</b>	105.0	1:57.559	82.43	7.283	15:27:34.460
2 -	27.508	110.3	30.678	91.9	21.575	101.3	30.515	105.5	<b>1:50.276 (1)</b>	<b>87.88</b>		<b>15:29:24.736</b>
3 -	27.662	109.6	30.950	91.3	21.582	100.7	30.822	104.8	1:51.016	87.29	0.740	15:31:15.752
4 -	27.702	109.2	30.973	90.3	21.718	100.1	30.732	104.6	1:51.125	87.21	0.849	15:33:06.877
5 -	27.860	110.9	31.045	90.9	21.613	102.1	30.838	106.1	1:51.356	87.02	1.080	15:34:58.233
6 -	27.537	<b>111.6</b>	30.873	91.5	21.727	102.1	30.575	<b>106.3</b>	1:50.712	87.53	0.436	15:36:48.945
7 -	27.937	109.6	<b>30.542</b>	90.9	<b>21.456</b>	101.2	30.576	105.0	1:50.511 <b>(3)</b>	87.69	0.235	15:38:39.456
8 -	<b>27.400</b>	109.8	30.774	90.3	21.671	101.0	30.461	104.8	1:50.306 <b>(2)</b>	87.85	0.030	15:40:29.762
9 -	27.656	111.1	30.731	90.3	21.673	101.5	30.799	105.5	1:50.859	87.42	0.583	15:42:20.621
10 -	27.868	110.9	31.064	91.5	21.642	102.6	30.868	104.6	1:51.442	86.96	1.166	15:44:12.063
11 -	27.944	110.5	31.000	91.5	21.570	102.1	30.718	105.3	1:51.232	87.12	0.956	15:46:03.295
12 -	27.695	111.4	31.075	<b>92.4</b>	21.613	<b>102.9</b>	30.979	96.4	1:51.362	87.02	1.086	15:47:54.657

P17 14		Bill HARRIS				Honda - Team Harris Racing / RS Racing						
IDEAL LAP TIME : 1:50.295		BEST LAP TIME : 1:50.485				DIFFERENCE : 0.190						
LAP	SECTOR 1	SECTOR 2		SECTOR 3		SECTOR 4		LAP TIME	MPH	DIFF	TIME OF DAY	
1 -		114.1	32.486	93.2	22.051	103.7	30.895	107.8	2:00.398	80.49	9.913	15:27:37.299
2 -	27.631	114.5	31.506	93.5	21.977	<b>104.8</b>	30.639	<b>109.6</b>	1:51.753	86.72	1.268	15:29:29.052
3 -	27.515	114.5	31.288	93.4	<b>21.604</b>	104.3	30.604	107.3	1:51.011	87.30	0.526	15:31:20.063
4 -	28.343	113.3	31.237	91.3	21.751	103.8	30.383	<b>109.6</b>	1:51.714	86.75	1.229	15:33:11.777
5 -	<b>27.404</b>	113.9	30.907	93.3	21.742	102.4	30.461	108.0	1:50.514 <b>(2)</b>	87.69	0.029	15:35:02.291
6 -	27.499	113.7	<b>30.906</b>	93.2	21.681	102.6	30.399	107.5	<b>1:50.485 (1)</b>	<b>87.71</b>		<b>15:36:52.776</b>
7 -	27.696	114.5	31.120	93.4	21.652	103.5	30.460	106.5	1:50.928 <b>(3)</b>	87.36	0.443	15:38:43.704
8 -	27.636	<b>115.3</b>	31.205	92.8	21.760	103.4	30.539	106.3	1:51.140	87.19	0.655	15:40:34.844
9 -	27.781	108.2	31.950	<b>93.7</b>	21.660	104.0	30.624	106.3	1:52.015	86.51	1.530	15:42:26.859
10 -	27.752	113.5	31.412	91.1	21.736	102.6	<b>30.381</b>	107.0	1:51.281	87.08	0.796	15:44:18.140
11 -	27.625	114.3	31.038	91.9	21.894	101.5	30.626	105.1	1:51.183	87.16	0.698	15:46:09.323
12 -	27.676	112.2	30.961	92.9	21.864	102.4	30.692	105.3	1:51.193	87.15	0.708	15:48:00.516

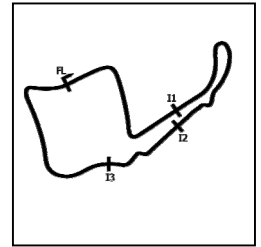
P18 42		Ben JOLLIFFE				Honda - Wilson Racing						
IDEAL LAP TIME : 1:50.354		BEST LAP TIME : 1:50.649				DIFFERENCE : 0.295						
LAP	SECTOR 1	SECTOR 2		SECTOR 3		SECTOR 4		LAP TIME	MPH	DIFF	TIME OF DAY	
1 -		<b>114.3</b>	32.233	92.9	22.186	102.7	30.749	107.2	1:59.654	80.99	9.005	15:27:36.555
2 -	27.720	112.2	31.440	<b>93.4</b>	22.007	<b>103.2</b>	30.572	<b>108.2</b>	1:51.739	86.73	1.090	15:29:28.294
3 -	27.668	113.7	31.270	92.6	21.826	101.0	30.721	105.1	1:51.485	86.92	0.836	15:31:19.779
4 -	28.137	113.1	31.166	89.4	21.822	100.6	30.558	105.0	1:51.683	86.77	1.034	15:33:11.462
5 -	27.514	112.0	<b>30.948</b>	91.8	21.682	101.0	30.610	104.8	1:50.754 <b>(2)</b>	87.50	0.105	15:35:02.216
6 -	27.815	112.2	31.063	92.1	<b>21.638</b>	101.8	30.571	106.0	1:51.087	87.24	0.438	15:36:53.303
7 -	27.560	112.5	30.998	92.0	21.725	101.8	30.366	106.8	<b>1:50.649 (1)</b>	<b>87.58</b>		<b>15:38:43.952</b>
8 -	27.602	113.7	31.369	91.0	21.732	101.9	30.495	106.1	1:51.198	87.15	0.549	15:40:35.150
9 -	27.540	113.3	31.577	91.6	21.767	101.9	30.839	104.2	1:51.723	86.74	1.074	15:42:26.873
10 -	27.936	112.0	31.316	91.8	21.979	101.5	<b>30.275</b>	106.1	1:51.506	86.91	0.857	15:44:18.379
11 -	<b>27.493</b>	113.9	31.196	91.3	21.721	101.9	30.728	105.5	1:51.138	87.20	0.489	15:46:09.517
12 -	27.554	112.0	31.186	92.1	21.655	102.6	30.691	106.3	1:51.086 <b>(3)</b>	87.24	0.437	15:48:00.603

# MCRCB BULLETIN TK184

## 2024 Bennetts British Superbike Championship - Round 9

### 2024 R&G British Talent Cup

#### RACE 1 - SECTOR ANALYSIS

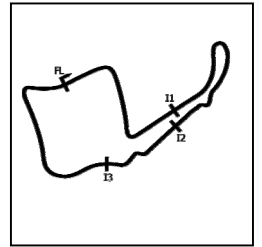


SECTOR 1 = FL to I1, SECTOR 2 = I1 to I2 SECTOR 3 = I2 to I3, SECTOR 4 = I3 to FL, DIFF = Difference To Personal Best Lap, P = Crossed Finish Line in Pit Lane, D = Time Disallowed

P19 91		Joshua RAYMOND Jnr				Honda - Fibre Tec Honda						
IDEAL LAP TIME : 1:50.323		BEST LAP TIME : 1:50.638				DIFFERENCE : 0.315						
LAP	SECTOR 1	SECTOR 2	SECTOR 3	SECTOR 4	LAP TIME	MPH	DIFF	TIME OF DAY				
1 -	<b>117.1</b>	32.089	<b>95.5</b>	21.998	104.8	30.896	107.8	1:58.810	81.56	8.172	15:27:35.711	
2 -	27.962	113.7	31.177	93.9	21.913	104.0	30.648	108.5	1:51.700	86.76	1.062	15:29:27.411
3 -	28.041	113.9	30.982	93.3	21.786	103.5	30.598	107.2	1:51.407	86.99	0.769	15:31:18.818
4 -	27.841	113.3	30.944	93.5	21.657	103.5	30.676	107.3	1:51.118	87.21	0.480	15:33:09.936
5 -	27.683	113.9	31.046	94.3	21.728	103.7	30.731	107.8	1:51.188	87.16	0.550	15:35:01.124
6 -	27.833	112.4	30.833	94.2	21.694	103.2	30.716	107.5	1:51.076	87.24	0.438	15:36:52.200
7 -	27.901	112.5	30.922	93.7	<b>21.573</b>	103.5	30.676	107.3	1:51.072	87.25	0.434	15:38:43.272
8 -	27.852	114.1	<b>30.822</b>	93.0	21.773	102.9	30.613	107.8	1:51.060 (3)	87.26	0.422	15:40:34.332
9 -	28.127	112.4	31.574	94.2	21.801	104.2	30.437	108.2	1:51.939	86.57	1.301	15:42:26.271
10 -	28.049	113.7	31.761	91.3	22.418	105.0	30.665	108.5	1:52.893	85.84	2.255	15:44:19.164
11 -	27.743	116.7	31.063	94.3	21.684	105.0	30.348	<b>108.9</b>	1:50.838 (2)	87.43	0.200	15:46:10.002
12 -	<b>27.656</b>	115.3	31.062	95.1	21.648	<b>106.3</b>	<b>30.272</b>	108.4	<b>1:50.638 (1)</b>	<b>87.59</b>		<b>15:48:00.640</b>

P20 99		Peter WILLIS				Honda - Clonlough.ie by WM Racing						
IDEAL LAP TIME : 1:50.565		BEST LAP TIME : 1:50.871				DIFFERENCE : 0.306						
LAP	SECTOR 1	SECTOR 2	SECTOR 3	SECTOR 4	LAP TIME	MPH	DIFF	TIME OF DAY				
1 -	114.7	32.437	92.8	22.139	103.0	30.689	<b>107.7</b>	1:59.428	81.14	8.557	15:27:36.329	
2 -	27.638	<b>115.3</b>	31.517	92.3	21.846	102.2	<b>30.526</b>	106.8	1:51.527	86.89	0.656	15:29:27.856
3 -	27.785	112.9	31.176	92.6	21.739	102.1	30.583	105.6	1:51.283	87.08	0.412	15:31:19.139
4 -	27.668	113.3	31.243	91.4	21.626	102.1	30.540	106.1	1:51.077 (2)	87.24	0.206	15:33:10.216
5 -	27.713	112.4	31.034	93.0	21.740	101.8	30.695	106.1	1:51.182	87.16	0.311	15:35:01.398
6 -	27.618	111.4	31.197	93.0	21.723	101.8	30.698	105.8	1:51.236	87.12	0.365	15:36:52.634
7 -	27.640	113.3	<b>31.016</b>	92.6	21.622	101.8	30.593	106.1	<b>1:50.871 (1)</b>	<b>87.41</b>		<b>15:38:43.505</b>
8 -	27.734	114.1	31.036	92.3	21.723	101.8	30.676	105.5	1:51.169	87.17	0.298	15:40:34.674
9 -	27.806	110.5	31.416	91.3	<b>21.593</b>	101.5	30.748	104.0	1:51.563	86.86	0.692	15:42:26.237
10 -	28.095	110.1	31.093	91.8	21.814	100.4	30.763	105.1	1:51.765	86.71	0.894	15:44:18.002
11 -	27.759	111.2	31.560	92.3	21.714	103.2	30.771	106.3	1:51.804	86.68	0.933	15:46:09.806
12 -	<b>27.430</b>	112.9	31.219	<b>93.5</b>	21.645	<b>103.8</b>	30.867	106.8	1:51.161 (3)	87.18	0.290	15:48:00.967

P21 2		Josh BANNISTER				Honda - Dunsley Heat Racing						
IDEAL LAP TIME : 1:50.465		BEST LAP TIME : 1:50.621				DIFFERENCE : 0.156						
LAP	SECTOR 1	SECTOR 2	SECTOR 3	SECTOR 4	LAP TIME	MPH	DIFF	TIME OF DAY				
1 -	<b>114.3</b>	31.912	92.6	21.964	<b>102.6</b>	30.833	105.1	1:58.983	81.45	8.362	15:27:35.884	
2 -	27.992	113.1	31.742	<b>92.9</b>	21.968	101.8	30.608	105.8	1:52.310	86.29	1.689	15:29:28.194
3 -	27.550	113.1	31.345	92.1	22.167	101.6	30.594	106.6	1:51.656	86.79	1.035	15:31:19.850
4 -	28.059	110.7	31.209	92.1	22.007	101.0	30.583	106.0	1:51.858	86.63	1.237	15:33:11.708
5 -	27.790	111.8	<b>30.884</b>	91.9	21.638	101.9	30.518	106.1	1:50.830 (3)	87.44	0.209	15:35:02.538
6 -	27.842	111.2	30.994	90.4	<b>21.588</b>	101.3	30.501	<b>107.2</b>	1:50.925	87.36	0.304	15:36:53.463
7 -	27.650	112.2	31.027	91.9	21.642	101.8	<b>30.451</b>	106.5	1:50.770 (2)	87.49	0.149	15:38:44.233
8 -	27.593	113.1	31.253	91.6	21.740	102.2	30.531	106.5	1:51.117	87.21	0.496	15:40:35.350
9 -	27.582	113.5	31.501	92.0	22.084	101.6	30.606	106.0	1:51.773	86.70	1.152	15:42:27.123
10 -	27.926	112.4	31.384	92.4	21.931	101.5	30.563	104.5	1:51.804	86.68	1.183	15:44:18.927
11 -	27.914	110.9	31.379	92.0	21.706	101.5	30.599	105.1	1:51.598	86.84	0.977	15:46:10.525
12 -	<b>27.542</b>	112.0	30.891	92.6	21.718	102.4	30.470	106.8	<b>1:50.621 (1)</b>	<b>87.60</b>		<b>15:48:01.146</b>



SECTOR 1 = FL to I1, SECTOR 2 = I1 to I2 SECTOR 3 = I2 to I3, SECTOR 4 = I3 to FL, DIFF = Difference To Personal Best Lap, P = Crossed Finish Line in Pit Lane, D = Time Disallowed

P22 11		Iwan JONES				Honda - Jones Brothers Racing						
IDEAL LAP TIME : 1:50.283		BEST LAP TIME : 1:50.586				DIFFERENCE : 0.303						
LAP	SECTOR 1	SECTOR 2		SECTOR 3		SECTOR 4		LAP TIME	MPH	DIFF	TIME OF DAY	
1 -		<b>114.7</b>	32.550	92.4	22.183	102.7	30.793	106.8	1:59.906	80.82	9.320	15:27:36.807
2 -	27.627	113.9	31.537	92.8	22.126	102.1	30.856	<b>107.8</b>	1:52.146	86.41	1.560	15:29:28.953
3 -	27.775	113.7	31.329	<b>92.9</b>	21.818	102.9	30.776	107.0	1:51.698	86.76	1.112	15:31:20.651
4 -	27.924	113.3	31.649	91.3	21.835	102.4	30.575	107.0	1:51.983	86.54	1.397	15:33:12.634
5 -	<b>27.360</b>	114.3	31.091	92.0	21.705	102.4	30.596	106.8	1:50.752 (3)	87.50	0.166	15:35:03.386
6 -	27.394	114.5	31.158	92.6	21.742	102.6	30.642	106.5	1:50.936	87.35	0.350	15:36:54.322
7 -	27.520	113.3	31.016	92.3	21.758	100.9	30.817	105.0	1:51.111	87.22	0.525	15:38:45.433
8 -	27.412	111.6	<b>30.690</b>	90.6	21.781	102.1	30.740	104.5	1:50.623 (2)	87.60	0.037	15:40:36.056
9 -	27.522	112.2	31.228	91.8	21.869	102.7	30.730	106.3	1:51.349	87.03	0.763	15:42:27.405
10 -	27.699	113.7	31.227	91.1	22.426	101.3	30.762	105.5	1:52.114	86.44	1.528	15:44:19.519
11 -	27.539	114.1	31.396	91.6	21.759	101.5	<b>30.566</b>	105.8	1:51.260	87.10	0.674	15:46:10.779
12 -	27.449	113.1	30.902	92.5	<b>21.667</b>	<b>103.5</b>	30.568	105.6	<b>1:50.586 (1)</b>	<b>87.63</b>		<b>15:48:01.365</b>

P23 71		Daniel GOODMAN				Honda - Fibre Tec Honda						
IDEAL LAP TIME : 1:50.568		BEST LAP TIME : 1:50.702				DIFFERENCE : 0.134						
LAP	SECTOR 1	SECTOR 2		SECTOR 3		SECTOR 4		LAP TIME	MPH	DIFF	TIME OF DAY	
1 -		<b>113.9</b>	32.400	92.3	22.194	101.8	30.762	<b>107.3</b>	2:00.121	80.67	9.419	15:27:37.022
2 -	27.833	112.7	31.362	<b>92.6</b>	22.072	101.9	<b>30.529</b>	106.8	1:51.796	86.68	1.094	15:29:28.818
3 -	27.637	112.7	31.216	91.6	22.077	101.8	30.689	106.3	1:51.619	86.82	0.917	15:31:20.437
4 -	28.104	112.5	31.389	91.5	21.866	101.3	30.676	106.3	1:52.035	86.50	1.333	15:33:12.472
5 -	<b>27.446</b>	113.5	<b>30.891</b>	92.1	21.820	<b>102.1</b>	30.545	107.0	<b>1:50.702 (1)</b>	<b>87.54</b>		<b>15:35:03.174</b>
6 -	27.555	<b>113.9</b>	31.031	92.0	<b>21.702</b>	101.3	30.658	106.5	1:50.946 (2)	87.35	0.244	15:36:54.120
7 -	27.664	113.1	31.391	92.1	21.716	101.8	30.714	106.5	1:51.485 (3)	86.92	0.783	15:38:45.605
8 -	27.748	112.5	31.129	90.9	22.012	101.0	30.844	105.3	1:51.733	86.73	1.031	15:40:37.338
9 -	27.835	111.8	31.189	91.1	21.944	100.9	30.934	103.8	1:51.902	86.60	1.200	15:42:29.240
10 -	28.063	110.7	31.219	91.3	21.883	101.2	30.791	105.0	1:51.956	86.56	1.254	15:44:21.196
11 -	27.821	111.8	31.208	91.3	21.965	100.4	30.947	104.8	1:51.941	86.57	1.239	15:46:13.137
12 -	28.062	110.5	31.132	90.5	21.954	100.7	31.055	102.4	1:52.203	86.37	1.501	15:48:05.340

P24 45		Finnan WHERITY				Honda - WCS Racing						
IDEAL LAP TIME : 1:53.692		BEST LAP TIME : 1:54.069				DIFFERENCE : 0.377						
LAP	SECTOR 1	SECTOR 2		SECTOR 3		SECTOR 4		LAP TIME	MPH	DIFF	TIME OF DAY	
1 -		<b>111.1</b>	32.445	<b>91.5</b>	22.442	<b>100.7</b>	<b>31.480</b>	101.2	2:01.674	79.64	7.605	15:27:38.575
2 -	<b>28.462</b>	107.7	32.119	89.4	22.454	99.4	31.864	101.8	1:54.899	84.34	0.830	15:29:33.474
3 -	28.747	107.7	32.110	89.4	22.237	98.2	31.638	101.9	1:54.732	84.46	0.663	15:31:28.206
4 -	28.704	107.7	32.023	89.7	22.215	98.2	31.545	<b>102.7</b>	1:54.487	84.64	0.418	15:33:22.693
5 -	28.619	107.2	31.985	89.4	22.131	98.8	31.929	101.8	1:54.664	84.51	0.595	15:35:17.357
6 -	28.719	106.6	31.943	89.7	22.249	98.5	31.871	101.8	1:54.782	84.43	0.713	15:37:12.139
7 -	28.794	107.0	31.982	88.7	22.315	98.6	31.611	102.4	1:54.702	84.49	0.633	15:39:06.841
8 -	28.701	108.0	31.765	88.1	22.211	98.9	31.677	102.1	1:54.354 (3)	84.74	0.285	15:41:01.195
9 -	28.837	105.8	31.731	88.7	<b>22.054</b>	99.1	31.630	102.6	1:54.252 (2)	84.82	0.183	15:42:55.447
10 -	28.790	107.8	31.824	87.9	22.192	98.8	31.659	102.1	1:54.465	84.66	0.396	15:44:49.912
11 -	28.747	107.8	<b>31.696</b>	89.5	22.076	98.9	31.550	100.7	<b>1:54.069 (1)</b>	<b>84.96</b>		<b>15:46:43.981</b>
12 -	28.764	108.4	31.955	88.6	22.226	98.5	31.953	101.0	1:54.898	84.34	0.829	15:48:38.879



**MCRCB BULLETIN TK186****2024 Bennetts British Superbike Championship - Round 9****2024 R&G British Talent Cup****RACE 1 - BEST SPEEDS**

POS	INTERMEDIATE 1			INTERMEDIATE 2			INTERMEDIATE 3			FINISH LINE		
	NO	NAME	MPH	NO	NAME	MPH	NO	NAME	MPH	NO	NAME	MPH
1	91	RAYMOND Jnr	117.1	24	FROST	95.7	24	FROST	106.3	7	McCABE	110.9
2	24	FROST	116.7	91	RAYMOND Jnr	95.5	91	RAYMOND Jnr	106.3	24	FROST	110.5
3	67	BOWES	116.3	40	CORREA	94.9	61	MACKAY	105.8	61	MACKAY	110.3
4	75	SUROWIAK	115.9	7	McCABE	94.6	88	FOSTER	105.8	40	CORREA	110.0
5	88	FOSTER	115.7	61	MACKAY	94.3	40	CORREA	105.5	14	HARRIS	109.6
6	65	ROWAN	115.7	67	BOWES	94.3	7	McCABE	105.5	66	HARRIS	109.4
7	64	EDMUNDS	115.5	66	HARRIS	94.2	75	SUROWIAK	105.0	65	ROWAN	109.4
8	40	CORREA	115.3	19	McPHEE	94.1	67	BOWES	105.0	67	BOWES	109.2
9	43	BRINTON	115.3	65	ROWAN	94.1	64	EDMUNDS	105.0	64	EDMUNDS	109.2
10	66	HARRIS	115.3	88	FOSTER	93.9	14	HARRIS	104.8	75	SUROWIAK	108.9
11	14	HARRIS	115.3	64	EDMUNDS	93.9	43	BRINTON	104.6	43	BRINTON	108.9
12	99	WILLIS	115.3	29	BROWN	93.8	19	McPHEE	104.6	91	RAYMOND Jnr	108.9
13	7	McCABE	115.1	75	SUROWIAK	93.8	65	ROWAN	104.5	19	McPHEE	108.7
14	61	MACKAY	114.9	43	BRINTON	93.8	48	WALKER	104.5	88	FOSTER	108.5
15	19	McPHEE	114.9	14	HARRIS	93.7	66	HARRIS	103.8	42	JOLLIFFE	108.2
16	29	BROWN	114.7	99	WILLIS	93.5	99	WILLIS	103.8	11	JONES	107.8
17	11	JONES	114.7	42	JOLLIFFE	93.4	29	BROWN	103.5	99	WILLIS	107.7
18	42	JOLLIFFE	114.3	48	WALKER	93.0	11	JONES	103.5	29	BROWN	107.3
19	2	BANNISTER	114.3	2	BANNISTER	92.9	42	JOLLIFFE	103.2	71	GOODMAN	107.3
20	71	GOODMAN	113.9	11	JONES	92.9	16	BURROWS	102.9	2	BANNISTER	107.2
21	48	WALKER	113.7	28	BARNES	92.8	28	BARNES	102.6	28	BARNES	106.6
22	28	BARNES	113.1	71	GOODMAN	92.6	2	BANNISTER	102.6	48	WALKER	106.5
23	16	BURROWS	111.6	16	BURROWS	92.4	71	GOODMAN	102.1	16	BURROWS	106.3
24	45	WHERITY	111.1	45	WHERITY	91.5	45	WHERITY	100.7	45	WHERITY	102.7

# MCRCB BULLETIN TK187

## 2024 Bennetts British Superbike Championship - Round 9

### 2024 R&G British Talent Cup

#### RACE 1 - FASTEST LAP CLASSIFICATION

POS	RACE POS	NO	NAME	NAT	ENTRY	BEST	ON
1	1	24	Ryan FROST	GBR	Honda - Fibre Tec Honda	1:46.779	7
2	3	29	Lucas BROWN	GBR	Honda - SENCAT Talent Team / Mortimer Racing	1:47.013	12
3	2	40	Julian CORREA	USA	Honda - Microlise Cresswell Racing	1:47.080	7
4	4	75	Filip SUROWIAK	GBR	Honda - Team City Lifting / RS Racing	1:47.109	12
5	5	61	Harrison MACKAY	GBR	Honda - Wilson Racing / HMR	1:47.294	5
6	6	43	Amanuel BRINTON	GBR	Honda - Kovara Projects / RS Racing	1:47.547	2
7	7	7	Harley McCABE	GBR	Honda - Fibre Tec Honda	1:47.619	5
8	8	66	Ronnie HARRIS	GBR	Honda - Kovara Projects / RS Racing	1:47.787	12
9	11	88	Mason FOSTER	GBR	Honda - BRP Racing	1:48.725	12
10	12	64	Clayton EDMUNDS	GBR	Honda - Team City Lifting / RS Racing	1:48.773	6
11	10	19	Scott McPHEE	GBR	Honda - SMP Racing	1:48.777	7
12	13	65	Alexander ROWAN	GBR	Honda - Alexander Rowan Racing	1:48.962	6
13	9	67	George BOWES	GBR	Honda - GB67 Racing	1:49.108	12
14	15	48	Ollie WALKER	GBR	Honda - Walker Racing	1:50.122	4
15	16	16	Jack BURROWS	GBR	Honda - Burrows Engineering / RK Racing	1:50.276	2
16	14	28	Charlie BARNES	GBR	Honda - SENCAT Talent Team / Mortimer Racing	1:50.335	9
17	17	14	Bill HARRIS	GBR	Honda - Team Harris Racing / RS Racing	1:50.485	6
18	22	11	Iwan JONES	GBR	Honda - Jones Brothers Racing	1:50.586	12
19	21	2	Josh BANNISTER	GBR	Honda - Dunsley Heat Racing	1:50.621	12
20	19	91	Joshua RAYMOND Jnr	USA	Honda - Fibre Tec Honda	1:50.638	12
21	18	42	Ben JOLLIFFE	GBR	Honda - Wilson Racing	1:50.649	7
22	23	71	Daniel GOODMAN	GBR	Honda - Fibre Tec Honda	1:50.702	5
23	20	99	Peter WILLIS	GBR	Honda - Clonlough.ie by WM Racing	1:50.871	7
24	24	45	Finnan WHERITY	IRL	Honda - WCS Racing	1:54.069	11

# MCRCB BULLETIN TK188

## 2024 Bennetts British Superbike Championship - Round 9

### 2024 R&G British Talent Cup

#### RACE 1 - STATISTICS

Competitors Started	24
Planned Start	2024-09-14 @ 15:25:00.000
Actual Start	2024-09-14 @ 15:25:36.900
Finish Time	2024-09-14 @ 15:47:15.221
Track Length	2.6920mi.
Total Laps	288
Total Distance Covered	775.3042mi.

#### Session Fastest Lap History

NO	NAME	LAP TIME	TIME OF DAY	LAP	VEHICLE
40	Julian CORREA	1:48.394	15:29:18.608	2	Honda
75	Filip SUROWIAK	1:48.230	15:29:18.608	2	Honda
24	Ryan FROST	1:48.138	15:29:18.718	2	Honda
29	Lucas BROWN	1:47.703	15:29:19.017	2	Honda
43	Amanuel BRINTON	1:47.547	15:29:19.165	2	Honda
29	Lucas BROWN	1:47.322	15:34:42.093	5	Honda
61	Harrison MACKAY	1:47.294	15:34:43.614	5	Honda
40	Julian CORREA	1:47.155	15:36:29.690	6	Honda
40	Julian CORREA	1:47.080	15:38:16.770	7	Honda
24	Ryan FROST	1:46.779	15:38:17.137	7	Honda

#### Session Leader History

NO	NAME	FROM LAP	LAPS LED	DISTANCE	VEHICLE
40	Julian CORREA	1	2	5.38 miles	Honda
75	Filip SUROWIAK	3	1	2.69 miles	Honda
29	Lucas BROWN	4	3	8.07 miles	Honda
40	Julian CORREA	7	5	13.46 miles	Honda
24	Ryan FROST	12	1	2.69 miles	Honda

#### Flag History

TYPE	TIME OF DAY
GREEN	15:25:36.900
FINISH	15:47:15.221

#### Flag Statistics

TYPE	COUNT	TOTAL LAPS	TOTAL TIME
Green	1	12	24:38.164
Red	0	0	0.000
Safety Car	0	0	0.000
FCY	0	0	0.000

# MCRCB BULLETIN TK189

## 2024 Bennetts British Superbike Championship - Round 9

### 2024 R&G British Talent Cup

#### RACE 1 - SESSION NOTES

TIME	MESSAGE
15:13:03	PITLANE OPEN
15:18:05	PITLANE CLOSED
15:18:09	5 MINUTES TO WARM UP LAP
15:20:06	3 MINUTES TO WARM UP LAP
15:22:02	1 MINUTE TO WARM UP LAP
15:22:31	30 SECONDS TO WARM UP LAP
15:22:46	GREEN FLAG - WARM UP LAP
15:24:52	RACE START
15:26:12	NO JUMP STARTS
15:40:08	TWO THIRDS DISTANCE COMPLETED



# MCRCB BULLETIN TK190

## 2024 Bennetts British Superbike Championship - Round 9

### 2024 R&G British Talent Cup

#### RACE 1 - WEATHER CONDITIONS

