

FREE PRACTICE 1 - CLASSIFICATION

POS	NO	NAME	NAT	ENTRY	TIME	ON	LAPS	GAP	DIFF	MPH
1	29	Lucas BROWN	GBR	Honda - SENCAT Talent Team / Mortimer Racing	1:47.630	15	15			90.04
2	40	Julian CORREA	USA	Honda - Microlise Cresswell Racing	1:48.487	11	12	0.857	0.857	89.33
3	24	Ryan FROST	GBR	Honda - Fibre Tec Honda	1:48.533	14	16	0.903	0.046	89.29
4	75	Filip SUROWIAK	GBR	Honda - Team City Lifting / RS Racing	1:48.860	16	16	1.230	0.327	89.02
5	61	Harrison MACKAY	GBR	Honda - Wilson Racing / HMR	1:49.572	17	17	1.942	0.712	88.44
6	66	Ronnie HARRIS	GBR	Honda - Kovara Projects / RS Racing	1:49.982	15	16	2.352	0.410	88.11
7	64	Clayton EDMUNDS	GBR	Honda - Team City Lifting / RS Racing	1:50.031	15	15	2.401	0.049	88.07
8	7	Harley McCABE	GBR	Honda - Fibre Tec Honda	1:50.065	14	15	2.435	0.034	88.05
9	43	Amanuel BRINTON	GBR	Honda - Kovara Projects / RS Racing	1:50.080	15	15	2.450	0.015	88.03
10	48	Ollie WALKER	GBR	Honda - Walker Racing	1:50.223	15	15	2.593	0.143	87.92
11	28	Charlie BARNES	GBR	Honda - SENCAT Talent Team / Mortimer Racing	1:50.468	12	13	2.838	0.245	87.72
12	65	Alexander ROWAN	GBR	Honda - Alexander Rowan Racing	1:50.623	14	15	2.993	0.155	87.60
13	19	Scott McPHEE	GBR	Honda - SMP Racing	1:50.772	16	16	3.142	0.149	87.48
14	88	Mason FOSTER	GBR	Honda - BRP Racing	1:51.022	16	16	3.392	0.250	87.29
15	67	George BOWES	GBR	Honda - GB67 Racing	1:51.094	10	13	3.464	0.072	87.23
16	42	Ben JOLLIFFE	GBR	Honda - Wilson Racing	1:51.299	16	16	3.669	0.205	87.07
17	11	Iwan JONES	GBR	Honda - Jones Brothers Racing	1:51.845	14	16	4.215	0.546	86.64
18	99	Peter WILLIS	GBR	Honda - Clonlough.ie by WM Racing	1:51.948	14	14	4.318	0.103	86.56
19	71	Daniel GOODMAN	GBR	Honda - Fibre Tec Honda	1:52.703	12	12	5.073	0.755	85.98
20	2	Josh BANNISTER	GBR	Honda - Dunsley Heat Racing	1:52.717	14	15	5.087	0.014	85.97
21	14	Bill HARRIS	GBR	Honda - Team Harris Racing / RS Racing	1:52.874	15	15	5.244	0.157	85.85
22	16	Jack BURROWS	GBR	Honda - Burrows Engineering / RK Racing	1:53.885	6	9	6.255	1.011	85.09
23	76	Charlie HUNTINGFORD	GBR	Honda - Mototechniks	1:55.656	8	8	8.026	1.771	83.79
24	91	Joshua RAYMOND Jnr	USA	Honda - Fibre Tec Honda	1:55.707	4	4	8.077	0.051	83.75
25	45	Finnan WHERITY	IRL	Honda - WCS Racing	1:58.041	6	9	10.411	2.334	82.10

QUALIFYING LAPTIME (110.0% of 1:47.630) = 1:58.393

Comments:

#43 - Lap 2 time cancelled - Exceeded Track Limits at T3
 #43 - Lap 5 time cancelled - Exceeded Track Limits at T3
 #40 - Lap 3 time cancelled - Exceeded Track Limits at T3
 #19 - Lap 8 time cancelled - Course Cut at T10/T11/T12
 #88 - Lap 8 time cancelled - Course Cut at T10/T11/T12
 #42 - Lap 9 time cancelled - Exceeded Track Limits at T1
 #11 - Lap 9 time cancelled - Course Cut at T10/T11/T12
 #11 - Lap 10 time cancelled - Course Cut at T10/T11/T12
 #11 - Lap 12 time cancelled - Exceeded Track Limits at T1
 #7 - Lap 11 time cancelled - Course Cut at T10/T11/T12
 #71 - Lap 8 time cancelled - Course Cut at T10/T11/T12
 #28 - Lap 11 time cancelled - Course Cut at T10/T11/T12
 #64 - Lap 13 time cancelled - Course Cut at T10/T11/T12
 #29 - Lap 12 time cancelled - Exceeded Track Limits at T16
 #61 - Lap 16 time cancelled - Exceeded Track Limits at T3

Weather / Track : Bright / Dry

These results are provisional until the conclusion of any judicial and technical matters.

Date: 13/09/2024 Start: 11:50 Finish: 12:20

Oulton Park International: 2.6920 miles

Race Director: Stuart Higgs

S. Higgs

Digitally Approved at 12:28 Friday, 13 September 2024

Stewards:

Timekeeper: Richard Evans

R. EVANS

Digitally Approved at 12:28 Friday, 13 September 2024

Results can be found at www.tsl-timing.com

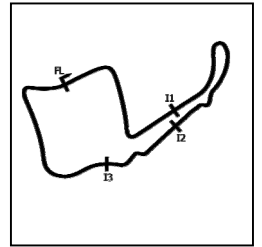
Printed - 12:22 Friday, 13 September 2024

MCRCB BULLETIN TK030

2024 Bennetts British Superbike Championship - Round 9

2024 R&G British Talent Cup

FREE PRACTICE 1 - SECTOR ANALYSIS



SECTOR 1 = FL to I1, SECTOR 2 = I1 to I2 SECTOR 3 = I2 to I3, SECTOR 4 = I3 to FL, DIFF = Difference To Personal Best Lap, P = Crossed Finish Line in Pit Lane, D = Time Disallowed

P1 29		Lucas BROWN						Honda - SENCAT Talent Team / Mortimer Racing				
IDEAL LAP TIME : 1:47.560		BEST LAP TIME : 1:47.630						DIFFERENCE : 0.070				
LAP	SECTOR 1	SECTOR 2		SECTOR 3		SECTOR 4		LAP TIME	MPH	DIFF	TIME OF DAY	
1 -	OUTLAP	109.6	32.858	89.9	22.867	99.2	31.768	105.8			11:51:58.344	
2 -	28.004	111.2	31.112	90.8	21.994	100.7	30.632	106.6	1:51.742	86.72	4.112	11:53:50.086
3 -	27.446	111.6	30.520	91.4	21.433	101.0	30.295	106.1	1:49.694	88.34	2.064	11:55:39.780
4 -	27.325	111.1	31.376	87.2	21.637	100.6	30.201	106.6	1:50.539	87.67	2.909	11:57:30.319
5 -	27.161	113.5	30.579	91.6	21.246	101.0	30.024	106.0	1:49.010	88.90	1.380	11:59:19.329
6 -	27.551	111.2	30.870	91.1	21.400	100.9	30.559	105.0	1:50.380	87.79	2.750	12:01:09.709
7 -	27.222	112.0	30.185	91.9	21.117	100.7	30.106	105.8	1:48.630	89.21	1.000	12:02:58.339
8 -	26.964	111.8	30.136	91.5	21.195	101.2	29.950	106.5	1:48.245 (3)	89.53	0.615	12:04:46.584
9 -	27.272	111.8	31.655	87.7	22.027	98.6	IN PIT		1:59.965 P	80.78	12.335	12:06:46.549
10 -	OUTLAP	112.0	31.461	89.3	21.660	100.1	35.089	108.0	5:51.615	27.56	4:03.985	12:12:38.164
11 -	27.324	107.8	31.282	93.5	21.662	100.1	30.101	106.5	1:50.369	87.80	2.739	12:14:28.533
12 -	26.892	112.7	29.986	91.6	21.054	101.6	30.282	103.5	1:48.214 D	89.55	0.584	12:16:16.747
13 -	28.193	103.0	31.047	92.0	21.290	102.9	30.059	106.6	1:50.589	87.63	2.959	12:18:07.336
14 -	26.982	113.1	29.945	91.6	21.222	101.3	29.867	106.5	1:48.016 (2)	89.72	0.386	12:19:55.352
15 -	26.921	112.7	29.986	91.9	21.005	101.9	29.718	107.5	1:47.630 (1)	90.04		12:21:42.982

P2 40		Julian CORREA						Honda - Microlise Cresswell Racing				
IDEAL LAP TIME : 1:48.486		BEST LAP TIME : 1:48.487						DIFFERENCE : 0.001				
LAP	SECTOR 1	SECTOR 2		SECTOR 3		SECTOR 4		LAP TIME	MPH	DIFF	TIME OF DAY	
1 -	OUTLAP	113.7	33.832	92.3	22.871	102.9	31.598	109.4			11:52:04.773	
2 -	28.550	110.5	31.746	92.5	21.913	101.9	30.841	109.1	1:53.050	85.72	4.563	11:53:57.823
3 -	27.769	113.3	31.069	91.8	21.747	102.2	30.715	108.7	1:51.300 D	87.07	2.813	11:55:49.123
4 -	28.465	115.1	31.112	93.0	21.683	102.4	31.267	107.2	1:52.527	86.12	4.040	11:57:41.650
5 -	27.211	114.7	30.626	92.9	21.544	103.7	30.428	109.8	1:49.809	88.25	1.322	11:59:31.459
6 -	27.954	110.7	31.958	93.2	21.591	101.8	30.719	108.0	1:52.222	86.35	3.735	12:01:23.681
7 -	27.251	114.1	31.085	88.3	31.551	92.4	IN PIT		2:09.610 P	74.77	21.123	12:03:33.291
8 -	OUTLAP	112.0	31.949	92.1	22.253	101.8	30.763	108.0	9:14.533	17.47	7:26.046	12:12:47.824
9 -	27.340	115.5	30.533	94.2	21.762	104.0	30.770	109.1	1:50.405	87.77	1.918	12:14:38.229
10 -	27.249	114.9	30.356	92.8	21.428	103.2	30.362	109.4	1:49.395 (2)	88.58	0.908	12:16:27.624
11 -	26.913	115.3	30.319	92.6	21.334	105.3	29.921	110.5	1:48.487 (1)	89.33		12:18:16.111
12 -	27.238	115.1	30.318	93.3	21.416	103.5	30.437	108.9	1:49.409 (3)	88.57	0.922	12:20:05.520

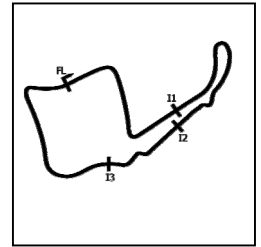
P3 24		Ryan FROST						Honda - Fibre Tec Honda				
IDEAL LAP TIME : 1:48.413		BEST LAP TIME : 1:48.533						DIFFERENCE : 0.120				
LAP	SECTOR 1	SECTOR 2		SECTOR 3		SECTOR 4		LAP TIME	MPH	DIFF	TIME OF DAY	
1 -	OUTLAP	110.7	35.332	86.3	23.526	101.8	33.316	110.1			11:52:11.700	
2 -	28.831	115.5	31.748	93.9	22.044	104.2	31.662	109.1	1:54.285	84.79	5.752	11:54:05.985
3 -	27.938	115.1	31.507	94.2	21.776	104.0	30.636	111.1	1:51.857	86.64	3.324	11:55:57.842
4 -	27.775	116.5	31.300	93.0	21.639	103.5	30.739	109.4	1:51.453	86.95	2.920	11:57:49.295
5 -	27.561	114.5	31.012	93.3	21.742	103.8	30.676	109.8	1:50.991	87.31	2.458	11:59:40.286
6 -	27.719	115.3	30.915	94.2	21.426	104.6	30.565	108.9	1:50.625	87.60	2.092	12:01:30.911
7 -	28.209	110.0	31.276	94.5	21.518	105.0	30.486	110.5	1:51.489	86.92	2.956	12:03:22.400
8 -	27.548	116.1	31.096	95.5	21.334	103.8	30.312	110.3	1:50.290	87.87	1.757	12:05:12.690
9 -	27.026	115.9	30.745	95.7	21.949	102.6	30.253	111.6	1:49.973	88.12	1.440	12:07:02.663
10 -	27.470	114.3	30.547	93.9	21.370	104.0	30.160	109.8	1:49.547 (3)	88.46	1.014	12:08:52.210
11 -	27.148	115.7	30.444	94.6	21.224	106.0	30.159	111.2	1:48.975 (2)	88.93	0.442	12:10:41.185
12 -	29.169	72.5	36.249	91.5	24.139	91.1	33.952	109.8	2:03.509	78.46	14.976	12:12:44.694
13 -	27.311	115.5	30.884	94.5	21.536	104.0	30.377	110.5	1:50.108	88.01	1.575	12:14:34.802
14 -	27.121	115.9	30.274	94.3	21.159	104.6	29.979	112.0	1:48.533 (1)	89.29		12:16:23.335
15 -	29.123	104.6	33.929	94.6	21.330	104.5	30.160	111.2	1:54.542	84.60	6.009	12:18:17.877
16 -	27.001	116.9	30.625	94.2	23.716	78.3	34.660	108.0	1:56.002	83.54	7.469	12:20:13.879

MCRCB BULLETIN TK030

2024 Bennetts British Superbike Championship - Round 9

2024 R&G British Talent Cup

FREE PRACTICE 1 - SECTOR ANALYSIS



SECTOR 1 = FL to I1, SECTOR 2 = I1 to I2 SECTOR 3 = I2 to I3, SECTOR 4 = I3 to FL, DIFF = Difference To Personal Best Lap, P = Crossed Finish Line in Pit Lane, D = Time Disallowed

P4 75		Filip SUROWIAK						Honda - Team City Lifting / RS Racing					
IDEAL LAP TIME : 1:48.570		BEST LAP TIME : 1:48.860				DIFFERENCE : 0.290							
LAP	SECTOR 1	SECTOR 2		SECTOR 3		SECTOR 4		LAP TIME	MPH	DIFF	TIME OF DAY		
1 -	OUTLAP	111.8	33.588	89.5	23.628	100.9	32.325	107.7			11:52:03.766		
2 -	28.293	111.6	32.166	92.1	22.042	101.3	31.028	108.0	1:53.529	85.36	4.669	11:53:57.295	
3 -	28.560	113.3	31.420	92.9	21.805	102.4	30.523	108.9	1:52.308	86.29	3.448	11:55:49.603	
4 -	27.733	112.9	31.037	92.4	21.712	101.9	31.215	104.8	1:51.697	86.76	2.837	11:57:41.300	
5 -	27.943	112.2	30.805	92.5	21.584	102.1	30.712	106.3	1:51.044	87.27	2.184	11:59:32.344	
6 -	27.235	114.9	31.914	93.2	22.817	102.1	30.455	109.8	1:52.421	86.20	3.561	12:01:24.765	
7 -	27.526	114.3	30.863	92.8	21.603	102.1	30.566	107.5	1:50.558	87.65	1.698	12:03:15.323	
8 -	27.450	113.5	30.924	89.1	21.771	101.6	IN PIT		1:56.736	P	7.876	12:05:12.059	
9 -	OUTLAP	112.7	31.566	91.6	21.743	101.6	30.532	107.5	2:42.305	59.71	53.445	12:07:54.364	
10 -	27.404	113.5	30.689	92.6	21.564	102.2	30.470	108.0	1:50.127	88.00	1.267	12:09:44.491	
11 -	27.168	113.3	30.578	92.5	21.383	102.2	30.246	107.8	1:49.375	88.60	0.515	12:11:33.866	
12 -	27.074	114.1	30.531	92.9	21.240	102.6	30.224	108.0	1:49.069	(3)	88.85	0.209	12:13:22.935
13 -	27.282	114.1	30.472	91.9	21.401	101.9	30.331	108.2	1:49.486	88.51	0.626	12:15:12.421	
14 -	26.961	114.7	30.602	92.4	21.743	103.4	30.337	107.2	1:49.643	88.38	0.783	12:17:02.064	
15 -	27.166	114.1	30.244	93.0	21.338	102.1	30.197	108.0	1:48.945	(2)	88.95	0.085	12:18:51.009
16 -	27.011	114.1	30.404	92.8	21.320	102.2	30.125	108.4	1:48.860	(1)	89.02		12:20:39.869

P5 61		Harrison MACKAY						Honda - Wilson Racing / HMR					
IDEAL LAP TIME : 1:49.352		BEST LAP TIME : 1:49.572				DIFFERENCE : 0.220							
LAP	SECTOR 1	SECTOR 2		SECTOR 3		SECTOR 4		LAP TIME	MPH	DIFF	TIME OF DAY		
1 -	OUTLAP	111.2	32.964	92.4	23.115	101.0	31.690	109.6			11:51:58.831		
2 -	28.290	112.5	31.990	89.8	22.159	102.6	31.002	108.5	1:53.441	85.43	3.869	11:53:52.272	
3 -	27.966	113.1	31.380	92.4	21.892	102.4	30.670	107.3	1:51.908	86.60	2.336	11:55:44.180	
4 -	27.914	111.6	31.494	92.1	22.040	101.5	30.862	108.5	1:52.310	86.29	2.738	11:57:36.490	
5 -	27.651	113.5	32.944	83.4	22.853	99.5	30.791	110.1	1:54.239	84.83	4.667	11:59:30.729	
6 -	28.938	103.2	31.982	92.5	22.787	103.0	30.374	111.4	1:54.081	84.95	4.509	12:01:24.810	
7 -	27.818	117.1	30.866	93.2	21.611	102.7	30.420	108.7	1:50.715	87.53	1.143	12:03:15.525	
8 -	27.545	114.1	30.813	92.1	21.798	103.0	30.463	107.7	1:50.619	87.60	1.047	12:05:06.144	
9 -	27.522	113.1	32.438	88.6	22.709	101.6	30.288	109.2	1:52.957	85.79	3.385	12:06:59.101	
10 -	27.369	114.5	30.854	93.2	21.586	102.9	30.333	108.2	1:50.142	(3)	87.98	0.570	12:08:49.243
11 -	27.774	106.5	31.728	90.4	21.900	102.1	30.291	109.1	1:51.693	86.76	2.121	12:10:40.936	
12 -	27.417	114.1	30.859	93.0	21.720	102.6	31.152	107.8	1:51.148	87.19	1.576	12:12:32.084	
13 -	27.501	113.7	30.863	92.1	21.620	102.6	30.194	109.1	1:50.178	87.96	0.606	12:14:22.262	
14 -	29.028	103.4	32.069	90.1	23.329	83.2	30.840	108.0	1:55.266	84.07	5.694	12:16:17.528	
15 -	27.405	114.1	30.617	93.2	21.603	102.4	30.280	110.0	1:49.905	(2)	88.17	0.333	12:18:07.433
16 -	27.531	112.2	30.628	92.5	21.490	103.2	29.978	108.9	1:49.627	D	88.40	0.055	12:19:57.060
17 -	27.281	114.5	30.709	92.8	21.476	102.9	30.106	109.2	1:49.572	(1)	88.44		12:21:46.632

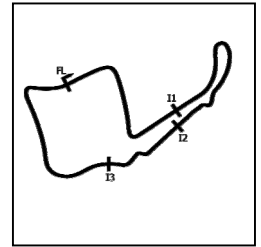
P6 66		Ronnie HARRIS						Honda - Kovara Projects / RS Racing					
IDEAL LAP TIME : 1:49.844		BEST LAP TIME : 1:49.982				DIFFERENCE : 0.138							
LAP	SECTOR 1	SECTOR 2		SECTOR 3		SECTOR 4		LAP TIME	MPH	DIFF	TIME OF DAY		
1 -	OUTLAP	112.9	34.867	92.9	23.509	100.0	31.933	108.5			11:52:05.057		
2 -	28.514	113.5	32.240	93.3	22.534	102.4	31.286	109.8	1:54.574	84.58	4.592	11:53:59.631	
3 -	27.570	114.7	31.816	93.2	22.158	102.4	30.859	108.5	1:52.403	86.21	2.421	11:55:52.034	
4 -	27.522	113.1	31.355	93.2	22.067	101.3	30.749	108.4	1:51.693	86.76	1.711	11:57:43.727	
5 -	27.369	114.5	30.917	92.4	21.873	101.8	30.869	108.2	1:51.028	87.28	1.046	11:59:34.755	
6 -	27.318	114.5	31.224	92.6	21.843	103.0	30.837	108.7	1:51.222	87.13	1.240	12:01:25.977	
7 -	27.041	116.1	31.425	93.8	22.155	102.2	30.996	107.5	1:51.617	86.82	1.635	12:03:17.594	
8 -	27.216	114.9	30.762	92.9	21.863	101.3	30.635	107.0	1:50.476	(2)	87.72	0.494	12:05:08.070
9 -	27.373	114.3	30.916	92.9	21.798	102.1	30.663	108.2	1:50.750	87.50	0.768	12:06:58.820	
10 -	27.195	114.1	31.006	93.4	21.753	102.2	30.833	108.2	1:50.787	87.47	0.805	12:08:49.607	
11 -	27.308	112.7	31.304	93.8	21.723	99.5	30.806	106.5	1:51.141	87.19	1.159	12:10:40.748	
12 -	27.256	113.7	30.923	91.6	21.790	100.9	IN PIT		1:58.632	P	81.69	8.650	12:12:39.380
13 -	OUTLAP	113.1	31.093	93.0	21.770	100.1	30.827	108.0	3:13.381	50.11	1:23.399	12:15:52.761	
14 -	27.330	113.7	30.983	93.3	21.658	100.1	30.549	108.5	1:50.520	(3)	87.68	0.538	12:17:43.281
15 -	27.179	114.1	30.761	91.4	21.548	102.4	30.494	108.5	1:49.982	(1)	88.11		12:19:33.263
16 -	27.156	114.1	30.932	89.5	22.753	97.9	31.563	103.2	1:52.404	86.21	2.422	12:21:25.667	

MCRCB BULLETIN TK030

2024 Bennetts British Superbike Championship - Round 9

2024 R&G British Talent Cup

FREE PRACTICE 1 - SECTOR ANALYSIS



SECTOR 1 = FL to I1, SECTOR 2 = I1 to I2 SECTOR 3 = I2 to I3, SECTOR 4 = I3 to FL, DIFF = Difference To Personal Best Lap, P = Crossed Finish Line in Pit Lane, D = Time Disallowed

P7 64 Clayton EDMUNDS		Honda - Team City Lifting / RS Racing							
IDEAL LAP TIME : 1:49.956		BEST LAP TIME : 1:50.031				DIFFERENCE : 0.075			
LAP	SECTOR 1	SECTOR 2	SECTOR 3	SECTOR 4	LAP TIME	MPH	DIFF	TIME OF DAY	
1 -	OUTLAP	112.7	32.538	90.5	23.012	100.6	31.871	107.3	11:51:58.706
2 -	27.622	113.1	31.450	92.6	22.042	101.8	30.973	108.2	1:52.087 86.46 2.056 11:53:50.793
3 -	27.437	113.9	31.922	90.6	22.394	99.8	31.985	97.6	1:53.738 85.20 3.707 11:55:44.531
4 -	28.314	110.0	31.242	92.5	21.910	101.8	30.690	108.5	1:52.156 86.40 2.125 11:57:36.687
5 -	27.527	113.7	31.349	92.1	21.717	100.9	30.824	108.0	1:51.417 86.98 1.386 11:59:28.104
6 -	27.661	112.9	31.131	91.3	21.903	101.2	IN PIT		1:57.251 P 82.65 7.220 12:01:25.355
7 -	OUTLAP	115.9	31.119	93.9	22.215	103.4	30.726	109.4	2:08.103 75.65 18.072 12:03:33.458
8 -	27.647	114.1	31.505	92.8	21.768	102.1	30.609	109.6	1:51.529 86.89 1.498 12:05:24.987
9 -	27.425	115.9	31.177	93.2	21.845	103.4	30.634	108.4	1:51.081 (3) 87.24 1.050 12:07:16.068
10 -	27.222	116.3	31.527	92.6	22.905	101.3	30.949	105.5	1:52.603 86.06 2.572 12:09:08.671
11 -	27.423	112.9	30.980	92.0	21.582	101.5	IN PIT		1:56.489 P 83.19 6.458 12:11:05.160
12 -	OUTLAP	110.3	31.035	91.6	21.606	101.0	31.096	104.0	3:15.382 49.60 1:25.351 12:14:20.542
13 -	27.814	110.5	31.660	91.4	30.716	89.1	31.290	109.4	2:04.480 D 79.77 11.449 12:16:22.022
14 -	27.490	117.3	30.660	94.5	21.648	104.3	30.637	110.3	1:50.435 (2) 87.75 0.404 12:18:12.457
15 -	27.297	116.3	30.658	93.5	21.540	102.2	30.536	110.0	1:50.031 (1) 88.07 12:20:02.488

P8 7 Harley McCABE		Honda - Fibre Tec Honda							
IDEAL LAP TIME : 1:50.065		BEST LAP TIME : 1:50.065				DIFFERENCE : 0.000			
LAP	SECTOR 1	SECTOR 2	SECTOR 3	SECTOR 4	LAP TIME	MPH	DIFF	TIME OF DAY	
1 -	OUTLAP	110.9	35.803	91.5	24.144	96.9	33.462	107.2	11:52:09.857
2 -	29.109	111.2	32.493	91.1	22.839	102.4	32.025	109.4	1:56.466 83.21 6.401 11:54:06.323
3 -	27.935	113.9	31.850	92.8	22.158	102.9	31.403	108.9	1:53.346 85.50 3.281 11:55:59.669
4 -	27.729	114.7	32.037	93.8	21.935	102.9	31.171	109.4	1:52.872 85.86 2.807 11:57:52.541
5 -	28.459	115.3	31.984	93.0	22.372	103.7	31.252	108.0	1:54.067 84.96 4.002 11:59:46.608
6 -	27.824	113.1	31.495	93.2	21.956	103.8	31.195	106.0	1:52.470 86.16 2.405 12:01:39.078
7 -	27.949	112.5	31.584	92.5	21.971	102.1	30.761	107.7	1:52.265 86.32 2.200 12:03:31.343
8 -	27.761	113.1	31.400	92.4	21.765	101.8	30.720	107.7	1:51.646 86.80 1.581 12:05:22.989
9 -	27.566	113.5	31.140	92.5	21.589	102.1	30.500	108.0	1:50.795 (3) 87.47 0.730 12:07:13.784
10 -	28.392	102.1	38.590	74.8	23.997	89.4	IN PIT		2:13.307 P 72.69 23.242 12:09:27.091
11 -	OUTLAP	102.2	34.371	74.2	32.985	92.0	32.650	108.5	3:13.893 D 50.00 1:23.738 12:12:40.894
12 -	28.010	113.7	31.448	92.5	22.256	100.1	32.889	107.8	1:54.603 84.56 4.538 12:14:35.497
13 -	27.510	114.3	30.925	93.0	21.745	103.0	30.487	109.2	1:50.667 (2) 87.57 0.602 12:16:26.164
14 -	27.314	115.1	30.899	92.9	21.569	103.2	30.283	110.1	1:50.065 (1) 88.05 12:18:16.229
15 -	27.595	116.3	34.365	73.9	24.352	95.0	32.138	108.2	1:58.450 81.81 8.385 12:20:14.679

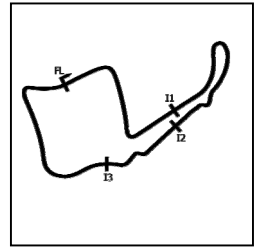
P9 43 Amanuel BRINTON		Honda - Kovara Projects / RS Racing							
IDEAL LAP TIME : 1:49.768		BEST LAP TIME : 1:50.080				DIFFERENCE : 0.312			
LAP	SECTOR 1	SECTOR 2	SECTOR 3	SECTOR 4	LAP TIME	MPH	DIFF	TIME OF DAY	
1 -	OUTLAP	107.3	37.529	89.0	24.364	101.0	33.061	104.5	11:52:11.200
2 -	29.445	108.0	33.287	91.5	22.971	100.9	31.716	104.6	1:57.449 D 82.53 7.339 11:54:08.619
3 -	28.509	111.2	32.553	90.5	22.617	101.6	31.419	108.9	1:55.098 84.20 5.018 11:56:03.717
4 -	27.816	111.6	32.030	92.1	22.285	102.4	30.797	109.8	1:52.928 85.81 2.848 11:57:56.645
5 -	27.821	111.1	31.652	92.3	21.976	104.0	30.915	109.1	1:52.364 D 86.24 2.284 11:59:49.009
6 -	27.490	115.7	32.301	89.7	22.026	102.9	30.692	108.9	1:52.509 86.13 2.429 12:01:41.518
7 -	27.510	115.1	31.099	93.3	22.414	102.1	30.560	109.1	1:51.583 86.85 1.503 12:03:33.101
8 -	27.650	113.5	31.281	92.3	21.817	101.0	30.817	108.0	1:51.565 86.86 1.485 12:05:24.666
9 -	27.348	113.7	30.962	92.4	21.703	102.2	30.494	107.8	1:50.507 (2) 87.69 0.427 12:07:15.173
10 -	27.279	114.7	31.679	86.1	23.714	95.5	IN PIT		2:00.687 P 80.30 10.607 12:09:15.860
11 -	OUTLAP	112.4	32.037	91.3	21.817	101.9	34.403	104.6	3:22.252 47.91 1:32.172 12:12:38.112
12 -	27.572	114.5	31.731	92.5	21.843	103.7	30.696	110.1	1:51.842 86.65 1.762 12:14:29.954
13 -	26.989	117.1	31.155	93.0	22.310	101.2	30.796	109.4	1:51.250 87.11 1.170 12:16:21.204
14 -	27.374	113.7	30.785	92.0	21.673	101.6	30.876	108.5	1:50.708 (3) 87.53 0.628 12:18:11.912
15 -	27.246	113.5	30.721	91.6	21.728	101.6	30.385	108.0	1:50.080 (1) 88.03 12:20:01.992

MCRCB BULLETIN TK030

2024 Bennetts British Superbike Championship - Round 9

2024 R&G British Talent Cup

FREE PRACTICE 1 - SECTOR ANALYSIS



SECTOR 1 = FL to I1, SECTOR 2 = I1 to I2 SECTOR 3 = I2 to I3, SECTOR 4 = I3 to FL, DIFF = Difference To Personal Best Lap, P = Crossed Finish Line in Pit Lane, D = Time Disallowed

P10 48		Ollie WALKER				Honda - Walker Racing			
IDEAL LAP TIME : 1:50.223		BEST LAP TIME : 1:50.223				DIFFERENCE : 0.000			
LAP	SECTOR 1	SECTOR 2	SECTOR 3	SECTOR 4	LAP TIME	MPH	DIFF	TIME OF DAY	
1 -	OUTLAP	112.9	36.688	90.3	23.850	101.3	32.728	107.7	11:52:10.330
2 -	29.162	112.9	32.570	91.3	22.885	101.8	31.860	108.0	1:56.477 83.20 6.254 11:54:06.807
3 -	28.609	113.1	32.212	93.3	22.295	101.9	31.607	108.5	1:54.723 84.47 4.500 11:56:01.530
4 -	28.411	113.1	31.710	93.0	22.161	101.0	31.378	107.3	1:53.660 85.26 3.437 11:57:55.190
5 -	28.282	113.3	31.420	91.8	22.155	101.8	31.124	109.4	1:52.981 85.77 2.758 11:59:48.171
6 -	27.968	114.3	31.231	92.0	21.942	101.9	30.840	109.4	1:51.981 86.54 1.758 12:01:40.152
7 -	28.001	113.9	31.537	88.7	23.813	93.7	31.243	108.0	1:54.594 84.57 4.371 12:03:34.746
8 -	27.850	113.5	30.880	92.1	21.776	101.5	30.720	108.2	1:51.226 (3) 87.13 1.003 12:05:25.972
9 -	27.787	113.7	30.991	92.1	21.903	101.2	30.992	107.2	1:51.673 86.78 1.450 12:07:17.645
10 -	27.897	113.3	34.978	67.1	24.621	90.8	IN PIT		2:09.008 P 75.12 18.785 12:09:26.653
11 -	OUTLAP	112.4	31.558	93.0	22.194	101.9	30.757	108.2	3:09.415 51.16 1:19.192 12:12:36.068
12 -	28.096	113.7	31.708	82.7	23.009	103.0	30.473	108.5	1:53.286 85.54 3.063 12:14:29.354
13 -	27.522	113.9	31.023	90.8	22.119	100.7	30.862	107.5	1:51.526 86.89 1.303 12:16:20.880
14 -	27.764	112.7	30.941	92.6	21.815	102.4	30.691	108.7	1:51.211 (2) 87.14 0.988 12:18:12.091
15 -	27.414	114.3	30.667	92.3	21.701	102.6	30.441	108.9	1:50.223 (1) 87.92 12:20:02.314

P11 28		Charlie BARNES				Honda - SENCAT Talent Team / Mortimer Racing			
IDEAL LAP TIME : 1:50.407		BEST LAP TIME : 1:50.468				DIFFERENCE : 0.061			
LAP	SECTOR 1	SECTOR 2	SECTOR 3	SECTOR 4	LAP TIME	MPH	DIFF	TIME OF DAY	
1 -	OUTLAP	106.8	32.661	90.1	22.974	100.1	31.570	106.0	11:52:12.254
2 -	29.171	112.0	32.826	91.8	22.722	101.6	31.513	106.3	1:56.232 83.37 5.764 11:54:08.486
3 -	28.634	109.6	32.689	91.6	22.559	102.2	31.311	108.0	1:55.193 84.13 4.725 11:56:03.679
4 -	27.866	112.9	31.640	91.4	22.409	100.7	30.788	107.5	1:52.703 85.98 2.235 11:57:56.382
5 -	27.778	112.7	31.536	92.4	21.924	102.2	30.879	108.5	1:52.117 86.43 1.649 11:59:48.499
6 -	27.760	114.9	31.600	92.0	21.950	102.2	30.797	107.5	1:52.107 86.44 1.639 12:01:40.606
7 -	27.762	114.7	31.415	93.3	22.084	103.0	IN PIT		1:58.115 P 82.04 7.647 12:03:38.721
8 -	OUTLAP	112.2	30.960	91.6	21.998	101.0	30.671	106.5	5:16.407 30.62 3:25.939 12:08:55.128
9 -	27.620	111.6	30.600	91.9	21.972	101.2	30.608	106.8	1:50.800 (2) 87.46 0.332 12:10:45.928
10 -	27.366	113.7	30.992	92.6	21.962	102.1	30.666	107.7	1:50.986 (3) 87.32 0.518 12:12:36.914
11 -	27.714	114.9	34.552	90.9	30.379	98.2	31.054	107.2	2:03.699 D 78.34 13.231 12:14:40.613
12 -	27.326	112.9	30.661	92.8	21.905	102.1	30.576	105.1	1:50.468 (1) 87.72 12:16:31.081
13 -	30.968	111.6	31.519	91.0	22.203	101.3	IN PIT		2:02.480 P 79.12 12.012 12:18:33.561

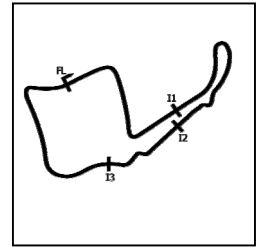
P12 65		Alexander ROWAN				Honda - Alexander Rowan Racing			
IDEAL LAP TIME : 1:50.311		BEST LAP TIME : 1:50.623				DIFFERENCE : 0.312			
LAP	SECTOR 1	SECTOR 2	SECTOR 3	SECTOR 4	LAP TIME	MPH	DIFF	TIME OF DAY	
1 -	OUTLAP	109.1	34.360	89.8	24.181	98.5	33.177	106.6	11:52:50.154
2 -	29.145	111.2	32.878	91.3	22.734	101.2	31.906	107.7	1:56.663 83.07 6.040 11:54:46.817
3 -	28.106	112.7	32.014	91.6	22.679	97.6	32.470	107.5	1:55.269 84.07 4.646 11:56:42.086
4 -	28.008	112.7	31.789	91.8	22.185	101.3	IN PIT		2:00.600 P 80.35 9.977 11:58:42.686
5 -	OUTLAP	114.1	31.595	92.6	21.853	102.7	30.871	108.9	2:44.622 58.87 53.999 12:01:27.308
6 -	27.818	112.0	31.392	92.5	21.833	102.1	30.543	109.4	1:51.586 86.85 0.963 12:03:18.894
7 -	27.459	113.9	31.348	93.0	21.922	99.1	31.317	108.7	1:52.046 86.49 1.423 12:05:10.940
8 -	27.993	115.1	31.389	93.8	21.568	101.9	30.552	108.4	1:51.502 86.91 0.879 12:07:02.442
9 -	27.827	112.7	30.981	92.8	21.694	102.4	30.434	108.5	1:50.936 (3) 87.35 0.313 12:08:53.378
10 -	27.697	113.3	30.952	92.6	21.811	101.2	30.559	108.2	1:51.019 87.29 0.396 12:10:44.397
11 -	27.611	113.9	31.447	93.0	21.984	102.7	31.562	108.7	1:52.604 86.06 1.981 12:12:37.001
12 -	27.905	113.9	31.780	92.9	22.262	103.0	30.911	107.8	1:52.858 85.87 2.235 12:14:29.859
13 -	27.749	112.5	31.190	93.0	21.784	102.6	31.005	109.1	1:51.728 86.74 1.105 12:16:21.587
14 -	27.493	114.1	30.948	92.9	21.623	103.2	30.559	109.6	1:50.623 (1) 87.60 12:18:12.210
15 -	27.504	115.3	31.147	93.0	21.856	102.6	30.336	109.1	1:50.843 (2) 87.43 0.220 12:20:03.053

MCRCB BULLETIN TK030

2024 Bennetts British Superbike Championship - Round 9

2024 R&G British Talent Cup

FREE PRACTICE 1 - SECTOR ANALYSIS



SECTOR 1 = FL to I1, SECTOR 2 = I1 to I2 SECTOR 3 = I2 to I3, SECTOR 4 = I3 to FL, DIFF = Difference To Personal Best Lap, P = Crossed Finish Line in Pit Lane, D = Time Disallowed

P13 19		Scott McPHEE						Honda - SMP Racing				
IDEAL LAP TIME : 1:50.478		BEST LAP TIME : 1:50.772				DIFFERENCE : 0.294						
LAP	SECTOR 1	SECTOR 2		SECTOR 3		SECTOR 4		LAP TIME	MPH	DIFF	TIME OF DAY	
1 -	OUTLAP	112.9	34.870	91.3	23.161	100.6	31.787	109.1			11:52:04.357	
2 -	28.728	112.2	32.501	91.8	22.518	101.8	30.999	107.8	1:54.746	84.45	3.974	11:53:59.103
3 -	27.706	112.5	31.978	92.3	22.310	100.1	31.211	108.5	1:53.205	85.60	2.433	11:55:52.308
4 -	27.744	112.7	31.620	92.4	22.385	101.9	30.994	108.2	1:52.743	85.95	1.971	11:57:45.051
5 -	27.590	113.9	31.770	92.3	22.540	100.6	31.082	107.2	1:52.982	85.77	2.210	11:59:38.033
6 -	27.715	113.5	31.698	92.1	22.165	102.1	30.880	107.3	1:52.458	86.17	1.686	12:01:30.491
7 -	27.496	113.1	31.453	92.0	22.112	102.1	30.660	107.5	1:51.721	86.74	0.949	12:03:22.212
8 -	27.524	112.9	31.197	92.4	32.582	78.5	31.360	108.9	2:02.663 D	79.00	11.891	12:05:24.875
9 -	27.437	114.5	31.128	92.6	21.845	103.4	30.546	108.2	1:50.956 (3)	87.34	0.184	12:07:15.831
10 -	27.404	115.3	31.269	92.4	21.973	102.2	30.748	107.5	1:51.394	87.00	0.622	12:09:07.225
11 -	29.188	102.1	31.585	92.6	21.907	102.6	30.702	106.5	1:53.382	85.47	2.610	12:11:00.607
12 -	27.633	112.9	31.239	92.0	21.955	102.9	30.673	107.2	1:51.500	86.91	0.728	12:12:52.107
13 -	27.546	113.5	31.033	92.5	21.825	102.9	30.409	108.7	1:50.813 (2)	87.45	0.041	12:14:42.920
14 -		111.1	31.535	92.0	22.381	101.6	30.952	107.3	3:17.508	49.06	1:26.736	12:18:00.428
15 -	27.623	112.9	31.025	91.9	21.894	102.2	30.669	107.5	1:51.211	87.14	0.439	12:19:51.639
16 -	27.397	113.1	30.847	92.0	21.839	102.2	30.689	107.5	1:50.772 (1)	87.48		12:21:42.411

P14 88		Mason FOSTER						Honda - BRP Racing				
IDEAL LAP TIME : 1:51.022		BEST LAP TIME : 1:51.022				DIFFERENCE : 0.000						
LAP	SECTOR 1	SECTOR 2		SECTOR 3		SECTOR 4		LAP TIME	MPH	DIFF	TIME OF DAY	
1 -	OUTLAP	107.5	35.075	90.0	23.787	99.5	32.634	106.3			11:52:05.692	
2 -	29.452	112.7	32.763	91.8	22.522	101.6	31.956	107.0	1:56.693	83.04	5.671	11:54:02.385
3 -	28.851	113.5	32.367	91.9	22.261	101.6	31.955	106.6	1:55.434	83.95	4.412	11:55:57.819
4 -	28.786	111.6	31.938	90.9	22.038	101.3	31.632	107.5	1:54.394	84.71	3.372	11:57:52.213
5 -	28.660	111.1	31.875	91.0	22.468	100.9	31.637	107.7	1:54.640	84.53	3.618	11:59:46.853
6 -	28.135	112.7	31.741	90.5	22.090	101.9	31.201	107.7	1:53.167	85.63	2.145	12:01:40.020
7 -	27.950	113.5	31.664	89.4	21.941	102.9	31.156	107.0	1:52.711	85.98	1.689	12:03:32.731
8 -	28.362	112.9	31.451	92.0	28.434	100.7	31.945	105.6	2:00.192 D	80.63	9.170	12:05:32.923
9 -	28.470	112.2	31.598	91.8	22.477	100.6	31.328	106.5	1:53.873	85.10	2.851	12:07:26.796
10 -	28.433	111.8	31.798	91.9	22.063	101.0	31.240	106.0	1:53.534	85.36	2.512	12:09:20.330
11 -	27.990	111.8	31.489	91.3	21.895	101.0	31.022	106.8	1:52.396	86.22	1.374	12:11:12.726
12 -	27.915	112.0	31.315	91.5	21.652	101.2	31.104	106.8	1:51.986 (3)	86.54	0.964	12:13:04.712
13 -	27.718	112.9	31.154	92.0	21.690	101.3	36.000	106.8	1:56.562	83.14	5.540	12:15:01.274
14 -	27.971	112.2	31.390	91.5	21.833	100.9	31.205	106.8	1:52.399	86.22	1.377	12:16:53.673
15 -	27.783	111.2	31.342	91.5	21.707	101.3	30.991	106.8	1:51.823 (2)	86.66	0.801	12:18:45.496
16 -	27.544	112.2	31.132	91.8	21.650	101.9	30.696	107.5	1:51.022 (1)	87.29		12:20:36.518

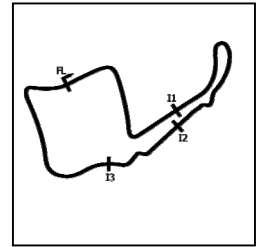
P15 67		George BOWES						Honda - GB67 Racing				
IDEAL LAP TIME : 1:50.874		BEST LAP TIME : 1:51.094				DIFFERENCE : 0.220						
LAP	SECTOR 1	SECTOR 2		SECTOR 3		SECTOR 4		LAP TIME	MPH	DIFF	TIME OF DAY	
1 -	OUTLAP	110.7	35.693	90.5	23.680	100.4	32.615	108.0			11:52:27.107	
2 -	28.828	112.4	33.168	92.4	22.472	100.6	31.732	108.9	1:56.200	83.40	5.106	11:54:23.307
3 -	28.155	114.3	32.201	93.2	22.122	101.5	31.283	109.2	1:53.761	85.19	2.667	11:56:17.068
4 -	27.864	114.5	31.743	92.4	21.692	104.2	30.984	109.1	1:52.283	86.31	1.189	11:58:09.351
5 -	27.998	114.5	31.795	92.5	21.814	102.4	31.406	103.2	1:53.013	85.75	1.919	12:00:02.364
6 -	29.919	81.3	36.355	89.4	23.213	101.3	IN PIT		2:11.932 P	73.45	20.838	12:02:14.296
7 -	OUTLAP	110.9	32.592	92.0	22.250	101.5	31.354	107.7	7:24.469	21.80	5:33.375	12:09:38.765
8 -	27.933	113.3	31.501	92.5	21.872	101.6	30.968	108.5	1:52.274	86.31	1.180	12:11:31.039
9 -	27.921	113.3	31.377	92.9	21.827	102.2	30.884	109.1	1:52.009 (3)	86.52	0.915	12:13:23.048
10 -	27.738	115.3	30.860	92.9	21.628	102.6	30.868	107.5	1:51.094 (1)	87.23		12:15:14.142
11 -	27.652	114.5	31.022	92.6	21.647	102.6	30.877	108.2	1:51.198 (2)	87.15	0.104	12:17:05.340
12 -	27.636	114.7	31.270	92.1	22.385	101.0	31.216	107.8	1:52.507	86.13	1.413	12:18:57.847
13 -	27.824	112.9	31.542	92.4	21.967	102.2	30.750	108.4	1:52.083	86.46	0.989	12:20:49.930

MCRCB BULLETIN TK030

2024 Bennetts British Superbike Championship - Round 9

2024 R&G British Talent Cup

FREE PRACTICE 1 - SECTOR ANALYSIS



SECTOR 1 = FL to I1, SECTOR 2 = I1 to I2 SECTOR 3 = I2 to I3, SECTOR 4 = I3 to FL, DIFF = Difference To Personal Best Lap, P = Crossed Finish Line in Pit Lane, D = Time Disallowed

P16 42		Ben JOLLIFFE						Honda - Wilson Racing				
IDEAL LAP TIME : 1:51.181		BEST LAP TIME : 1:51.299				DIFFERENCE : 0.118						
LAP	SECTOR 1	SECTOR 2		SECTOR 3		SECTOR 4		LAP TIME	MPH	DIFF	TIME OF DAY	
1 -	OUTLAP	109.4	34.117	90.5	24.324	100.0	32.923	107.3			11:52:04.277	
2 -	29.673	113.1	32.707	92.0	23.094	99.7	32.149	106.8	1:57.623	82.39	6.324	11:54:01.900
3 -	28.233	113.1	32.437	91.5	22.633	100.6	32.040	107.0	1:55.343	84.02	4.044	11:55:57.243
4 -	28.321	112.7	32.256	91.6	22.380	101.5	31.716	106.5	1:54.673	84.51	3.374	11:57:51.916
5 -	27.908	113.5	31.856	91.6	22.323	100.6	31.559	106.5	1:53.646	85.27	2.347	11:59:45.562
6 -	28.088	112.4	31.953	91.0	22.244	100.0	31.620	107.3	1:53.905	85.08	2.606	12:01:39.467
7 -	27.770	113.5	31.803	92.1	22.224	101.2	34.579	94.7	1:56.376	83.27	5.077	12:03:35.843
8 -	28.031	112.7	31.565	90.4	21.994	100.7	31.376	106.5	1:52.966	85.78	1.667	12:05:28.809
9 -	27.970	114.7	31.402	91.9	22.033	100.9	31.044	106.6	1:52.449	D	1.150	12:07:21.258
10 -	27.788	112.9	31.436	91.9	22.021	100.7	31.002	106.5	1:52.247	86.33	0.948	12:09:13.505
11 -	27.789	112.4	31.286	91.5	21.751	100.7	31.260	105.0	1:52.086	86.46	0.787	12:11:05.591
12 -	29.030	111.2	33.735	89.1	23.871	76.4	IN PIT		2:05.992	P	14.693	12:13:11.583
13 -	OUTLAP	112.2	32.048	90.5	22.168	100.3	31.376	107.3	2:07.460	76.03	16.161	12:15:19.043
14 -	27.627	112.9	31.367	90.9	22.063	101.0	30.956	106.3	1:52.013	(3)	0.714	12:17:11.056
15 -	27.573	112.9	31.244	90.9	21.831	100.9	30.773	105.0	1:51.421	(2)	0.122	12:19:02.477
16 -	27.589	112.9	31.224	90.5	21.853	100.3	30.633	106.8	1:51.299	(1)	87.07	12:20:53.776

P17 11		Iwan JONES						Honda - Jones Brothers Racing				
IDEAL LAP TIME : 1:51.585		BEST LAP TIME : 1:51.845				DIFFERENCE : 0.260						
LAP	SECTOR 1	SECTOR 2		SECTOR 3		SECTOR 4		LAP TIME	MPH	DIFF	TIME OF DAY	
1 -	OUTLAP	109.1	37.009	90.5	23.804	99.5	33.008	106.5			11:52:08.316	
2 -	28.863	112.0	32.865	91.4	23.123	100.7	32.964	105.3	1:57.815	82.25	5.970	11:54:06.131
3 -	28.456	112.5	31.915	91.6	22.448	101.5	31.940	107.0	1:54.759	84.44	2.914	11:56:00.890
4 -	28.595	111.4	32.104	91.0	22.399	101.6	31.753	107.0	1:54.851	84.38	3.006	11:57:55.741
5 -	28.135	113.5	31.578	91.4	22.527	101.5	31.437	107.7	1:53.677	85.25	1.832	11:59:49.418
6 -	27.887	113.5	31.558	91.0	22.628	99.5	31.387	106.5	1:53.460	85.41	1.615	12:01:42.878
7 -	27.670	113.1	31.858	91.1	22.471	100.4	31.368	108.0	1:53.367	85.48	1.522	12:03:36.245
8 -	28.216	112.7	31.366	90.8	21.988	101.3	31.161	107.8	1:52.731	85.96	0.886	12:05:28.976
9 -	27.626	112.7	31.174	91.0	30.811	98.2	31.552	106.3	2:04.163	D	9.318	12:07:30.139
10 -	28.180	109.2	32.823	89.3	27.071	100.4	31.533	106.5	4:59.607	D	7.762	12:09:29.746
11 -	27.814	111.4	31.269	91.1	22.137	99.8	31.421	105.1	1:52.641	(3)	0.796	12:11:22.387
12 -	29.064	107.0	32.410	89.5	22.367	100.0	31.394	106.0	4:55.235	D	3.390	12:13:17.622
13 -	27.672	111.1	31.875	88.8	22.356	99.8	31.374	105.8	1:53.277	85.55	1.432	12:15:10.899
14 -	27.750	110.9	31.028	90.8	22.028	100.4	31.039	106.8	1:51.845	(1)	86.64	12:17:02.744
15 -	27.530	112.0	32.220	79.7	22.712	96.0	33.239	106.6	1:55.701	83.76	3.856	12:18:58.445
16 -	27.569	112.7	31.465	90.6	22.013	100.7	31.237	105.6	1:52.284	(2)	0.439	12:20:50.729

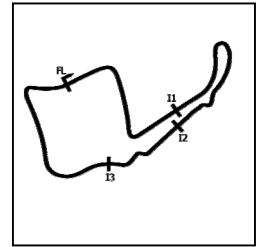
P18 99		Peter WILLIS						Honda - Clonlough.ie by WM Racing				
IDEAL LAP TIME : 1:51.872		BEST LAP TIME : 1:51.948				DIFFERENCE : 0.076						
LAP	SECTOR 1	SECTOR 2		SECTOR 3		SECTOR 4		LAP TIME	MPH	DIFF	TIME OF DAY	
1 -	OUTLAP	110.7	33.700	90.8	23.614	99.1	32.258	106.6			11:52:03.236	
2 -	28.941	111.8	32.361	91.9	22.534	99.5	32.512	105.6	1:56.348	83.29	4.400	11:53:59.584
3 -	28.736	112.4	32.499	91.6	22.927	98.9	IN PIT		2:05.026	P	13.078	11:56:04.610
4 -	OUTLAP	93.9	32.461	90.4	22.315	100.4	31.703	106.8	3:26.051	47.03	1:34.103	11:59:30.661
5 -	28.367	111.4	32.237	91.8	22.061	100.7	31.250	107.0	1:53.915	85.07	1.967	12:01:24.576
6 -	27.949	113.7	31.783	92.5	22.100	100.9	31.587	107.7	1:53.419	85.44	1.471	12:03:17.995
7 -	27.713	113.1	31.583	92.0	22.257	100.7	31.293	107.3	1:52.846	85.88	0.898	12:05:10.841
8 -	27.866	112.5	31.543	91.8	22.085	101.2	31.405	106.8	1:52.899	85.84	0.951	12:07:03.740
9 -	27.973	112.7	31.775	91.9	22.926	98.1	IN PIT		2:00.623	P	8.675	12:09:04.363
10 -	OUTLAP	112.9	32.354	91.4	22.153	100.9	31.381	106.8	3:31.572	45.80	1:39.624	12:12:35.935
11 -	27.880	112.9	31.536	91.8	21.984	100.9	31.391	108.4	1:52.791	(3)	0.843	12:14:28.726
12 -	27.651	112.9	31.462	89.9	22.527	100.7	31.469	108.5	1:53.109	85.68	1.161	12:16:21.835
13 -	27.595	113.9	31.463	92.8	21.919	101.6	31.152	107.5	1:52.129	(2)	0.181	12:18:13.964
14 -	27.546	113.5	31.452	92.5	21.995	100.7	30.955	108.2	1:51.948	(1)	86.56	12:20:05.912

MCRCB BULLETIN TK030

2024 Bennetts British Superbike Championship - Round 9

2024 R&G British Talent Cup

FREE PRACTICE 1 - SECTOR ANALYSIS



SECTOR 1 = FL to I1, SECTOR 2 = I1 to I2 SECTOR 3 = I2 to I3, SECTOR 4 = I3 to FL, DIFF = Difference To Personal Best Lap, P = Crossed Finish Line in Pit Lane, D = Time Disallowed

P19 71		Daniel GOODMAN				Honda - Fibre Tec Honda			
IDEAL LAP TIME : 1:52.587		BEST LAP TIME : 1:52.703				DIFFERENCE : 0.116			
LAP	SECTOR 1	SECTOR 2	SECTOR 3	SECTOR 4	LAP TIME	MPH	DIFF	TIME OF DAY	
1 -	OUTLAP	109.2	35.552	87.9	23.489	99.1	32.582	105.6	11:52:08.107
2 -	29.016	110.9	32.721	89.3	23.277	98.8	32.951	102.6	1:57.965 82.15 5.262 11:54:06.072
3 -	29.121	108.7	32.387	90.0	23.137	99.2	IN PIT		2:04.532 P 77.82 11.829 11:56:10.604
4 -	OUTLAP	110.0	34.563	87.0	23.246	93.0	32.180	104.8	4:16.013 37.85 2:23.310 12:00:26.617
5 -	28.936	110.0	32.397	90.1	22.460	100.3	31.747	105.3	1:55.540 83.87 2.837 12:02:22.157
6 -	28.516	111.1	32.158	90.5	22.313	99.7	31.628	105.1	1:54.615 84.55 1.912 12:04:16.772
7 -	28.454	109.2	33.008	87.6	27.531	96.8	IN PIT		2:08.944 P 75.15 16.241 12:06:25.716
8 -	OUTLAP	110.7	32.901	87.1	27.489	100.6	32.133	106.5	6:19.834 D 25.51 4:27.131 12:12:45.550
9 -	28.027	112.0	31.628	91.0	22.139	100.6	31.436	107.3	1:53.230 (3) 85.58 0.527 12:14:38.780
10 -	27.844	112.4	31.752	90.4	22.082	100.7	31.291	107.3	1:52.969 (2) 85.78 0.266 12:16:31.749
11 -	28.506	109.1	32.124	88.7	22.696	97.8	31.579	107.0	1:54.905 84.34 2.202 12:18:26.654
12 -	27.911	112.0	31.677	91.3	22.046	100.9	31.069	106.6	1:52.703 (1) 85.98 12:20:19.357

P20 2		Josh BANNISTER				Honda - Dunsley Heat Racing			
IDEAL LAP TIME : 1:52.439		BEST LAP TIME : 1:52.717				DIFFERENCE : 0.278			
LAP	SECTOR 1	SECTOR 2	SECTOR 3	SECTOR 4	LAP TIME	MPH	DIFF	TIME OF DAY	
1 -	OUTLAP	106.3	36.426	84.0	24.580	90.4	33.607	101.3	11:52:14.681
2 -	29.917	106.0	34.377	86.5	23.994	95.3	32.987	102.7	2:01.275 79.91 8.558 11:54:15.956
3 -	29.489	109.8	33.445	89.5	23.194	98.2	32.413	105.0	1:58.541 81.75 5.824 11:56:14.497
4 -	28.705	110.0	32.427	89.2	22.750	98.9	31.704	105.6	1:55.586 83.84 2.869 11:58:10.083
5 -	28.394	110.7	32.193	90.1	22.473	98.6	31.634	105.0	1:54.694 84.49 1.977 12:00:04.777
6 -	28.291	109.6	32.392	89.3	22.510	98.8	31.718	104.6	1:54.911 84.33 2.194 12:01:59.688
7 -	28.898	110.3	32.818	89.2	23.185	95.5	IN PIT		2:02.723 P 78.96 10.006 12:04:02.411
8 -	OUTLAP	108.9	32.515	89.4	22.625	97.6	32.072	103.0	2:48.527 57.50 55.810 12:06:50.938
9 -	28.973	108.7	32.477	89.5	22.669	98.3	31.971	104.2	1:56.090 83.48 3.373 12:08:47.028
10 -	28.478	109.4	32.646	89.8	22.609	98.5	31.378	106.1	1:55.111 84.19 2.394 12:10:42.139
11 -	28.270	112.4	32.474	91.0	22.134	100.0	31.485	106.1	1:54.363 84.74 1.646 12:12:36.502
12 -	28.037	111.6	31.733	90.8	22.296	101.2	31.318	105.6	1:53.384 85.47 0.667 12:14:29.886
13 -	28.263	112.5	31.698	90.8	22.001	100.1	31.232	105.6	1:53.194 (3) 85.61 0.477 12:16:23.080
14 -	27.819	112.2	31.606	90.8	22.008	99.7	31.284	105.6	1:52.717 (1) 85.97 12:18:15.797
15 -	27.842	112.4	31.549	90.8	22.293	98.8	31.070	105.5	1:52.754 (2) 85.95 0.037 12:20:08.551

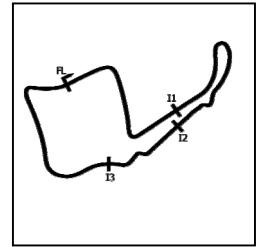
P21 14		Bill HARRIS				Honda - Team Harris Racing / RS Racing			
IDEAL LAP TIME : 1:52.529		BEST LAP TIME : 1:52.874				DIFFERENCE : 0.345			
LAP	SECTOR 1	SECTOR 2	SECTOR 3	SECTOR 4	LAP TIME	MPH	DIFF	TIME OF DAY	
1 -	OUTLAP	112.7	38.257	83.0	23.934	100.3	32.923	109.1	11:52:11.998
2 -	30.341	110.7	33.661	89.7	22.666	100.3	32.083	108.5	1:58.751 81.61 5.877 11:54:10.749
3 -	28.682	111.1	32.683	91.1	22.530	101.8	31.672	108.4	1:55.567 83.85 2.693 11:56:06.316
4 -	28.614	112.0	32.360	91.3	23.292	100.6	32.043	107.2	1:56.309 83.32 3.435 11:58:02.625
5 -	27.999	114.1	32.645	91.3	22.807	101.2	32.105	107.5	1:55.556 83.86 2.682 11:59:58.181
6 -	28.096	112.2	32.262	91.6	22.524	101.2	31.557	107.0	1:54.439 84.68 1.565 12:01:52.620
7 -	27.924	113.1	32.175	88.4	22.487	101.3	31.727	105.5	1:54.313 84.77 1.439 12:03:46.933
8 -	27.869	112.0	32.264	90.1	22.393	100.9	31.269	107.2	1:53.795 85.16 0.921 12:05:40.728
9 -	27.657	113.1	32.203	91.1	22.811	100.1	IN PIT		2:05.922 P 76.96 13.048 12:07:46.650
10 -	OUTLAP	109.6	32.331	91.0	22.258	101.6	31.369	106.8	3:23.852 47.54 1:30.978 12:11:10.502
11 -	27.872	113.3	31.917	90.6	22.160	101.3	30.985	107.7	1:52.934 (3) 85.81 0.060 12:13:03.436
12 -	27.842	112.5	31.824	91.8	22.067	101.9	31.800	105.6	1:53.533 85.36 0.659 12:14:56.969
13 -	27.776	112.4	32.040	89.8	22.234	101.5	31.537	107.2	1:53.587 85.32 0.713 12:16:50.556
14 -	27.717	112.5	31.827	90.5	22.063	100.6	31.312	107.0	1:52.919 (2) 85.82 0.045 12:18:43.475
15 -	27.705	112.4	31.874	90.5	22.108	101.5	31.187	107.5	1:52.874 (1) 85.85 12:20:36.349

MCRCB BULLETIN TK030

2024 Bennetts British Superbike Championship - Round 9

2024 R&G British Talent Cup

FREE PRACTICE 1 - SECTOR ANALYSIS



SECTOR 1 = FL to I1, SECTOR 2 = I1 to I2 SECTOR 3 = I2 to I3, SECTOR 4 = I3 to FL, DIFF = Difference To Personal Best Lap, P = Crossed Finish Line in Pit Lane, D = Time Disallowed

P22 16		Jack BURROWS				Honda - Burrows Engineering / RK Racing			
IDEAL LAP TIME : 1:53.537		BEST LAP TIME : 1:53.885				DIFFERENCE : 0.348			
LAP	SECTOR 1	SECTOR 2	SECTOR 3	SECTOR 4	LAP TIME	MPH	DIFF	TIME OF DAY	
1 -	OUTLAP	110.1	35.152	87.9	24.189	96.1	32.950	106.0	11:52:03.995
2 -	29.338	108.7	32.988	91.1	23.564	96.6	32.370	106.3	1:58.260 81.94 4.375 11:54:02.255
3 -	28.514	112.0	32.991	91.9	22.707	101.0	32.012	106.8	1:56.224 83.38 2.339 11:55:58.479
4 -	28.431	111.2	32.434	90.8	22.530	100.9	31.532	106.3	1:54.927 84.32 1.042 11:57:53.406
5 -	28.296	111.4	32.244	90.0	22.576	100.9	31.546	106.3	1:54.662 84.52 0.777 11:59:48.068
6 -	28.028	112.0	32.190	91.3	22.303	101.3	31.364	106.5	1:53.885 (1) 85.09 12:01:41.953
7 -	28.173	112.2	32.036	90.4	22.542	99.5	31.515	105.1	1:54.266 (3) 84.81 0.381 12:03:36.219
8 -	28.241	111.2	31.842	89.5	22.361	98.8	31.458	104.3	1:53.902 (2) 85.08 0.017 12:05:30.121
9 -	29.065	107.2	32.450	87.4	22.990	96.4	32.052	103.0	1:56.557 83.14 2.672 12:07:26.678

P23 76		Charlie HUNTINGFORD				Honda - Mototechniks			
IDEAL LAP TIME : 1:55.656		BEST LAP TIME : 1:55.656				DIFFERENCE : 0.000			
LAP	SECTOR 1	SECTOR 2	SECTOR 3	SECTOR 4	LAP TIME	MPH	DIFF	TIME OF DAY	
1 -	OUTLAP	105.8	36.731	87.1	25.631	96.5	33.973	104.5	11:52:36.700
2 -	30.528	108.7	34.382	89.8	23.211	97.6	32.377	106.0	2:00.498 (3) 80.42 4.842 11:54:37.198
3 -	30.833	107.3	36.419	59.0	25.083	97.5	IN PIT		2:15.874 P 71.32 20.218 11:56:53.072
4 -	OUTLAP	108.5	34.363	88.8	23.550	98.3	32.458	105.6	2:34.107 62.88 38.451 11:59:27.179
5 -	29.666	109.6	34.159	88.4	23.598	98.1	IN PIT		2:09.011 P 75.11 13.355 12:01:36.190
6 -	OUTLAP	108.0	34.814	88.7	23.652	98.2	32.401	105.8	13:56.638 11.58 12:00.982 12:15:32.828
7 -	29.325	110.5	33.247	90.1	23.038	99.1	32.105	105.5	1:57.715 (2) 82.32 2.059 12:17:30.543
8 -	28.781	110.7	32.779	90.4	22.532	99.1	31.564	105.3	1:55.656 (1) 83.79 12:19:26.199

P24 91		Joshua RAYMOND Jnr				Honda - Fibre Tec Honda			
IDEAL LAP TIME : 1:55.707		BEST LAP TIME : 1:55.707				DIFFERENCE : 0.000			
LAP	SECTOR 1	SECTOR 2	SECTOR 3	SECTOR 4	LAP TIME	MPH	DIFF	TIME OF DAY	
1 -	OUTLAP	105.6	37.020	90.5	24.591	97.6	33.999	106.6	11:52:11.533
2 -	30.700	105.1	34.759	92.1	23.120	102.2	32.896	108.5	2:01.475 (3) 79.78 5.768 11:54:13.008
3 -	29.112	111.6	33.331	92.3	22.639	101.8	32.382	108.4	1:57.464 (2) 82.50 1.757 11:56:10.472
4 -	28.842	113.1	32.598	91.4	22.595	101.8	31.672	108.4	1:55.707 (1) 83.75 11:58:06.179

P25 45		Finnan WHERITY				Honda - WCS Racing			
IDEAL LAP TIME : 1:58.041		BEST LAP TIME : 1:58.041				DIFFERENCE : 0.000			
LAP	SECTOR 1	SECTOR 2	SECTOR 3	SECTOR 4	LAP TIME	MPH	DIFF	TIME OF DAY	
1 -	OUTLAP	100.9	37.158	81.5	24.959	88.4	34.917	98.9	11:52:11.250
2 -	31.093	103.8	35.519	83.8	23.545	93.9	33.282	102.9	2:03.439 78.51 5.398 11:54:14.689
3 -	30.003	107.7	34.006	87.0	23.182	95.0	33.055	103.2	2:00.246 80.59 2.205 11:56:14.935
4 -	30.017	105.1	33.752	87.9	23.182	96.5	IN PIT		2:05.480 P 77.23 7.439 11:58:20.415
5 -	OUTLAP	105.1	34.371	85.4	23.099	95.0	32.631	101.5	9:51.836 16.37 7:53.795 12:08:12.251
6 -	29.290	106.8	33.269	86.4	23.018	94.9	32.464	101.6	1:58.041 (1) 82.10 12:10:10.292
7 -	29.572	106.5	33.351	87.1	23.021	96.0	32.468	101.6	1:58.412 (2) 81.84 0.371 12:12:08.704
8 -	29.394	104.6	33.795	87.2	23.153	95.5	32.610	101.8	1:58.952 (3) 81.47 0.911 12:14:07.656
9 -	29.481	106.1	33.596	84.4	24.011	91.3	IN PIT		2:05.944 P 76.94 7.903 12:16:13.600

MCRCB BULLETIN TK031

2024 Bennetts British Superbike Championship - Round 9

2024 R&G British Talent Cup

FREE PRACTICE 1 - BEST SECTORS

SECTOR 1				SECTOR 2				SECTOR 3				SECTOR 4				IDEAL / BEST COMPARISON		
POS	NO	NAME	TIME	NO	NAME	TIME	NO	NAME	TIME	NO	NAME	TIME	POS	NO	NAME	IDEAL	BEST	DIFF
															PERFECT LAP	1:47.560		
1	29	BROWN	26.892	29	BROWN	29.945	29	BROWN	21.005	29	BROWN	29.718	1	29	BROWN	1:47.560	1:47.630	0.070
2	40	CORREA	26.913	75	SUROWIA	30.244	24	FROST	21.159	40	CORREA	29.921	2	24	FROST	1:48.413	1:48.533	0.120
3	75	SUROWIA	26.961	24	FROST	30.274	75	SUROWIA	21.240	61	MACKAY	29.978	3	40	CORREA	1:48.486	1:48.487	0.001
4	43	BRINTON	26.989	40	CORREA	30.318	40	CORREA	21.334	24	FROST	29.979	4	75	SUROWIA	1:48.570	1:48.860	0.290
5	24	FROST	27.001	28	BARNES	30.600	61	MACKAY	21.476	75	SUROWIA	30.125	5	61	MACKAY	1:49.352	1:49.572	0.220
6	66	HARRIS	27.041	61	MACKAY	30.617	64	EDMUNDS	21.540	7	McCABE	30.283	6	43	BRINTON	1:49.768	1:50.080	0.312
7	64	EDMUNDS	27.222	64	EDMUNDS	30.658	66	HARRIS	21.548	65	ROWAN	30.336	7	66	HARRIS	1:49.844	1:49.982	0.138
8	61	MACKAY	27.281	48	WALKER	30.667	65	ROWAN	21.568	43	BRINTON	30.385	8	64	EDMUNDS	1:49.956	1:50.031	0.075
9	7	McCABE	27.314	43	BRINTON	30.721	7	McCABE	21.569	19	McPHEE	30.409	9	7	McCABE	1:50.065	1:50.065	0.000
10	28	BARNES	27.326	66	HARRIS	30.761	67	BOWES	21.628	48	WALKER	30.441	10	48	WALKER	1:50.223	1:50.223	0.000
11	19	McPHEE	27.397	19	McPHEE	30.847	88	FOSTER	21.650	66	HARRIS	30.494	11	65	ROWAN	1:50.311	1:50.623	0.312
12	48	WALKER	27.414	67	BOWES	30.860	43	BRINTON	21.673	64	EDMUNDS	30.536	12	28	BARNES	1:50.407	1:50.468	0.061
13	65	ROWAN	27.459	7	McCABE	30.899	48	WALKER	21.701	28	BARNES	30.576	13	19	McPHEE	1:50.478	1:50.772	0.294
14	11	JONES	27.530	65	ROWAN	30.948	42	JOLLIFF	21.751	42	JOLLIFF	30.633	14	67	BOWES	1:50.874	1:51.094	0.220
15	88	FOSTER	27.544	11	JONES	31.028	19	McPHEE	21.825	88	FOSTER	30.696	15	88	FOSTER	1:51.022	1:51.022	0.000
16	99	WILLIS	27.546	88	FOSTER	31.132	28	BARNES	21.905	67	BOWES	30.750	16	42	JOLLIFFE	1:51.181	1:51.299	0.118
17	42	JOLLIFF	27.573	42	JOLLIFF	31.224	99	WILLIS	21.919	99	WILLIS	30.955	17	11	JONES	1:51.585	1:51.845	0.260
18	67	BOWES	27.636	99	WILLIS	31.452	11	JONES	21.988	14	HARRIS	30.985	18	99	WILLIS	1:51.872	1:51.948	0.076
19	14	HARRIS	27.657	2	BANNIST	31.549	2	BANNIST	22.001	11	JONES	31.039	19	2	BANNISTER	1:52.439	1:52.717	0.278
20	2	BANNIST	27.819	71	GOODMAN	31.628	71	GOODMAN	22.046	71	GOODMAN	31.069	20	14	HARRIS	1:52.529	1:52.874	0.345
21	71	GOODMAN	27.844	14	HARRIS	31.824	14	HARRIS	22.063	2	BANNIST	31.070	21	71	GOODMAN	1:52.587	1:52.703	0.116
22	16	BURROWS	28.028	16	BURROWS	31.842	16	BURROWS	22.303	16	BURROWS	31.364	22	16	BURROWS	1:53.537	1:53.885	0.348
23	76	HUNTING	28.781	91	RAYMOND	32.598	76	HUNTING	22.532	76	HUNTING	31.564	23	76	HUNTINGFORD	1:55.656	1:55.656	0.000
24	91	RAYMOND	28.842	76	HUNTING	32.779	91	RAYMOND	22.595	91	RAYMOND	31.672	24	91	RAYMOND Jnr	1:55.707	1:55.707	0.000
25	45	WHERITY	29.290	45	WHERITY	33.269	45	WHERITY	23.018	45	WHERITY	32.464	25	45	WHERITY	1:58.041	1:58.041	0.000

MCRCB BULLETIN TK032**2024 Bennetts British Superbike Championship - Round 9****2024 R&G British Talent Cup****FREE PRACTICE 1 - BEST SPEEDS**

POS	INTERMEDIATE 1			INTERMEDIATE 2			INTERMEDIATE 3			FINISH LINE		
	NO	NAME	MPH	NO	NAME	MPH	NO	NAME	MPH	NO	NAME	MPH
1	64	EDMUNDS	117.3	24	FROST	95.7	24	FROST	106.0	24	FROST	112.0
2	61	MACKAY	117.1	64	EDMUNDS	94.5	40	CORREA	105.3	61	MACKAY	111.4
3	43	BRINTON	117.1	40	CORREA	94.2	64	EDMUNDS	104.3	40	CORREA	110.5
4	24	FROST	116.9	66	HARRIS	93.8	67	BOWES	104.2	64	EDMUNDS	110.3
5	7	McCABE	116.3	7	McCABE	93.8	43	BRINTON	104.0	7	McCABE	110.1
6	66	HARRIS	116.1	65	ROWAN	93.8	7	McCABE	103.8	43	BRINTON	110.1
7	40	CORREA	115.5	29	BROWN	93.5	75	SUROWIAK	103.4	75	SUROWIAK	109.8
8	65	ROWAN	115.3	43	BRINTON	93.3	19	McPHEE	103.4	66	HARRIS	109.8
9	19	McPHEE	115.3	48	WALKER	93.3	61	MACKAY	103.2	65	ROWAN	109.6
10	67	BOWES	115.3	28	BARNES	93.3	65	ROWAN	103.2	48	WALKER	109.4
11	75	SUROWIAK	114.9	75	SUROWIAK	93.2	66	HARRIS	103.0	67	BOWES	109.2
12	28	BARNES	114.9	61	MACKAY	93.2	48	WALKER	103.0	19	McPHEE	109.1
13	42	JOLLIFFE	114.7	67	BOWES	93.2	28	BARNES	103.0	14	HARRIS	109.1
14	48	WALKER	114.3	99	WILLIS	92.8	29	BROWN	102.9	28	BARNES	108.5
15	14	HARRIS	114.1	19	McPHEE	92.6	88	FOSTER	102.9	99	WILLIS	108.5
16	99	WILLIS	113.9	91	RAYMOND Jnr	92.3	91	RAYMOND Jnr	102.2	91	RAYMOND Jnr	108.5
17	29	BROWN	113.5	42	JOLLIFFE	92.1	14	HARRIS	101.9	29	BROWN	108.0
18	88	FOSTER	113.5	88	FOSTER	92.0	11	JONES	101.6	11	JONES	108.0
19	11	JONES	113.5	16	BURROWS	91.9	99	WILLIS	101.6	88	FOSTER	107.7
20	91	RAYMOND Jnr	113.1	14	HARRIS	91.8	42	JOLLIFFE	101.5	42	JOLLIFFE	107.3
21	2	BANNISTER	112.5	11	JONES	91.6	16	BURROWS	101.3	71	GOODMAN	107.3
22	71	GOODMAN	112.4	71	GOODMAN	91.3	2	BANNISTER	101.2	16	BURROWS	106.8
23	16	BURROWS	112.2	2	BANNISTER	91.0	71	GOODMAN	100.9	2	BANNISTER	106.1
24	76	HUNTINGFORD	110.7	76	HUNTINGFORD	90.4	76	HUNTINGFORD	99.1	76	HUNTINGFORD	106.0
25	45	WHERITY	107.7	45	WHERITY	87.9	45	WHERITY	96.5	45	WHERITY	103.2

MCRCB BULLETIN TK033

2024 Bennetts British Superbike Championship - Round 9

2024 R&G British Talent Cup

FREE PRACTICE 1 - STATISTICS

Competitors Started 25
Planned Start 2024-09-13 @ 11:50:00.000
Actual Start 2024-09-13 @ 11:50:01.105
Finish Time 2024-09-13 @ 12:20:01.105
Track Length 2.6920mi.
Total Laps 343
Total Distance Covered 923.3657mi.

Session Fastest Lap History

NO	NAME	LAP TIME	TIME OF DAY	LAP	VEHICLE
29	Lucas BROWN	1:51.742	11:53:50.086	2	Honda
29	Lucas BROWN	1:49.694	11:55:39.780	3	Honda
29	Lucas BROWN	1:49.010	11:59:19.329	5	Honda
29	Lucas BROWN	1:48.630	12:02:58.339	7	Honda
29	Lucas BROWN	1:48.245	12:04:46.584	8	Honda
29	Lucas BROWN	1:48.016	12:19:55.352	14	Honda
29	Lucas BROWN	1:47.630	12:21:42.982	15	Honda

Flag History

TYPE	TIME OF DAY
GREEN	11:50:01.105
FINISH	12:20:01.105

Flag Statistics

TYPE	COUNT	TOTAL LAPS	TOTAL TIME
Green	1	17	34:20.454
Red	0	0	0.000
Safety Car	0	0	0.000
FCY	0	0	0.000

MCRCB BULLETIN TK034

2024 Bennetts British Superbike Championship - Round 9

2024 R&G British Talent Cup

FREE PRACTICE 1 - SESSION NOTES

TIME	MESSAGE
11:53:16	NO.43 EXCEEDED TRACK LIMITS T3 - LAPTIME CANCELLED
11:57:13	NO.40 EXCEEDED TRACK LIMITS T1 - LAPTIME CANCELLED
11:58:53	NO.91 FALLER AT T1 OLD HALL - RIDER BEING ASSESSED
12:00:15	UPDATE: NO.91 - RIDER OK
12:00:37	NO.43 EXCEEDED TRACK LIMITS T3 - LAPTIME CANCELLED (@11:58)
12:02:38	NO.2 EXCEEDED TRACK LIMITS T1 - LAPTIME CANCELLED
12:06:03	NO.42 EXCEEDED TRACK LIMITS T1 - LAPTIME CANCELLED
12:08:34	NO. 16 - COURSE CUT T7/T8/T9 - LAP TIME CANCELLED
12:09:45	NO.16 STOPPED TECHNICAL PROBLEM - ISLAND APPROACH
12:11:56	NO.11 EXCEEDED TRACK LIMITS T1 - LAPTIME CANCELLED
12:13:24	NO. 7 - COURSE CUT T10/T11/T12 - LAP TIME CANCELLED
12:13:43	NO. 71 - COURSE CUT T10/T11/T12 - LAP TIME CANCELLED
12:15:10	NO. 28 - COURSE CUT T10/T11/T12 - LAP TIME CANCELLED
12:16:34	NO.29 EXCEEDED TRACK LIMITS T16 - LAPTIME CANCELLED
12:18:54	NO.61 EXCEEDED TRACK LIMITS T3 - LAPTIME CANCELLED

MCRCB BULLETIN TK035

2024 Bennetts British Superbike Championship - Round 9

2024 R&G British Talent Cup

FREE PRACTICE 1 - WEATHER CONDITIONS

