

RACE 2 - CLASSIFICATION

Race Distance: 14 Laps / 34.82 miles

POS	NO	NAME	NAT	ENTRY	LAPS	TIME	GAP	DIFF	MPH	BEST	ON	GRD	↑↓
1	7	Harley McCABE	GBR	Honda - Fibre Tec Honda	14	23:30.736			88.76	1:40.049	9	4	3
2	24	Ryan FROST	GBR	Honda - Fibre Tec Honda	14	23:32.310	1.574	1.574	88.66	1:40.127	13	7	5
3	40	Julian CORREA	USA	Honda - Microlise Cresswell Racing	14	23:32.846	2.110	0.536	88.63	1:39.814	9	3	0
4	43	Amanuel BRINTON	GBR	Honda - Kovara Projects / RS Racing	14	23:35.414	4.678	2.568	88.47	1:40.418	9	2	-2
5	64	Clayton EDMUNDS	GBR	Honda - Team City Lifting / RS Racing	14	23:48.950	18.214	13.536	87.63	1:41.345	3	6	1
6	65	Alexander ROWAN	GBR	Honda - Alexander Rowan Racing	14	23:55.060	24.324	6.110	87.26	1:41.909	3	11	5
7	88	Mason FOSTER	GBR	Honda - Sublime	14	23:57.735	26.999	2.675	87.09	1:42.027	6	19	12
8	19	Scott McPHEE	GBR	Honda - SMP Racing	14	23:58.096	27.360	0.361	87.07	1:41.208	13	17	9
9	82	Kyle PAYNE	GBR	Honda - Illusion Racing	14	23:58.235	27.499	0.139	87.06	1:41.942	7	14	5
10	48	Ollie WALKER	GBR	Honda - Walker Racing	14	23:58.480	27.744	0.245	87.05	1:42.026	6	12	2
11	99	Peter WILLIS	GBR	Honda - Clonlough.ie by WM Racing	14	23:58.691	27.955	0.211	87.04	1:41.279	13	18	7
12	42	Ben JOLLIFFE	GBR	Honda - Wilson Racing	14	24:01.917	31.181	3.226	86.84	1:41.936	11	16	4
13	71	Daniel GOODMAN	GBR	Honda - Fibre Tec Honda	14	24:02.012	31.276	0.095	86.84	1:42.006	11	20	7
14	2	Josh BANNISTER	GBR	Honda - Dunsley Heat Racing	14	24:11.062	40.326	9.050	86.29	1:42.488	7	21	7
15	76	Charlie HUNTINGFORD	GBR	Honda - Mototechniks	14	24:27.567	56.831	16.505	85.32	1:44.178	11	23	8
16	91	Joshua RAYMOND Jnr	USA	Honda - Fibre Tec Honda	14	24:28.432	57.696	0.865	85.27	1:43.604	4	22	6

NOT CLASSIFIED

DNF	28	Charlie BARNES	GBR	Honda - SENCAT Talent Team / Mortimer Racing	13	22:06.415	1 Lap	1 Lap	87.65	1:41.453	6	9	
DNF	14	Bill HARRIS	GBR	Honda - Team Harris Racing / RS Racing	12	20:45.556	2 Laps	1 Lap	86.15	1:41.765	6	15	
DNF	11	Iwan JONES	GBR	Honda - Jones Brothers Racing	6	10:32.405	8 Laps	6 Laps	84.74	1:43.123	4	24	
DNF	16	Jack BURROWS	GBR	Honda - Burrows Engineering / RK Racing	3	5:07.773	11 Laps	3 Laps	86.83	1:41.628	3	8	
DNF	75	Filip SUROWIAK	GBR	Honda - Team City Lifting / RS Racing	3	5:08.032	11 Laps	0.259	86.76	1:41.315	3	5	
DNF	67	George BOWES	GBR	Honda - GB67 Racing	3	5:10.186	11 Laps	2.154	86.16	1:41.499	3	10	
DNF	29	Lucas BROWN	GBR	Honda - SENCAT Talent Team / Mortimer Racing	2	3:26.402	12 Laps	1 Lap	86.10	1:42.910	2	1	

NOT STARTED

NS	61	Harrison MACKAY	GBR	Honda - Wilson Racing / HMR									13
----	----	-----------------	-----	-----------------------------	--	--	--	--	--	--	--	--	----

FASTEST LAP

	40	Julian CORREA	USA	Honda - Microlise Cresswell Racing	9	1:39.814			89.71 mph				144.37 kph
--	----	---------------	-----	------------------------------------	---	----------	--	--	-----------	--	--	--	------------

Weather / Track : Cloudy / Dry

These results are provisional until the conclusion of any judicial and technical matters.

Date: 29/09/2024 Start: 10:45 Finish: 11:08

Donington Park GP: 2.4873 miles

Race Director: Stuart Higgs <i>S. Higgs</i> <small>Digitally Approved at 11:24 Sunday, 29 September 2024</small>	Stewards:	Timekeeper: Richard Evans <i>R. EVANS</i> <small>Digitally Approved at 11:17 Sunday, 29 September 2024</small>	
--	-----------	--	---

Results can be found at www.tsl-timing.com

Printed - 11:10 Sunday, 29 September 2024

MCRCB BULLETIN TK337

2024 Bennetts British Superbike Championship - Round 10

2024 R&G British Talent Cup

RACE 2 - LAP CHART

LAP 1 @ 10:47:01.306

NO	BEHIND	LAP TIME
7		1:43.335
29	0.157	1:43.492
40	0.628	1:43.963
16	0.857	1:44.192
24	1.002	1:44.337
43	1.181	1:44.516
75	1.529	1:44.864
64	1.616	1:44.951
65	2.033	1:45.368
28	2.191	1:45.526
82	2.526	1:45.861
67	2.758	1:46.093
88	3.191	1:46.526
48	3.498	1:46.833
71	4.021	1:47.356
14	4.197	1:47.532
42	4.482	1:47.817
99	4.572	1:47.907
11	4.913	1:48.248
2	5.179	1:48.514
76	5.494	1:48.829
91	5.582	1:48.917
19	8.387	1:51.722

LAP 2 @ 10:48:43.143

NO	BEHIND	LAP TIME
7		1:41.837
24	0.577	1:41.412
40	0.788	1:41.997
16	0.973	1:41.953
29	1.230	1:42.910
43	1.318	1:41.974
75	1.545	1:41.853
64	1.739	1:41.960
28	2.337	1:41.983
65	2.886	1:42.690
82	3.187	1:42.498
67	3.515	1:42.594
88	4.173	1:42.819
48	4.325	1:42.664
14	4.987	1:42.627
71	5.309	1:43.125
99	5.746	1:43.011
42	6.547	1:43.902
2	6.979	1:43.637
11	7.293	1:44.217
91	7.881	1:44.136
76	8.609	1:44.952
19	9.624	1:43.074

LAP 3 @ 10:50:24.183

NO	BEHIND	LAP TIME
7		1:41.040
24	0.645	1:41.108
40	0.843	1:41.095
43	1.365	1:41.087
16	1.561	1:41.628
75	1.820	1:41.315
64	2.044	1:41.345
28	2.807	1:41.510
65	3.755	1:41.909
67	3.974	1:41.499

82	4.785	1:42.638
88	5.639	1:42.506
48	5.868	1:42.583
14	6.736	1:42.789
71	7.273	1:43.004
99	8.414	1:43.708
42	9.078	1:43.571
2	9.515	1:43.576
11	9.862	1:43.609
91	10.813	1:43.972
19	11.247	1:42.663
76	11.850	1:44.281

LAP 4 @ 10:52:04.963

NO	BEHIND	LAP TIME
7		1:40.780
24	0.627	1:40.762
40	0.711	1:40.648
43	1.544	1:40.959
64	2.872	1:41.608
28	3.544	1:41.517
65	5.189	1:42.214
82	6.956	1:42.951
88	7.085	1:42.226
48	7.383	1:42.295
14	8.269	1:42.313
71	9.099	1:42.606
99	10.881	1:43.247
42	11.334	1:43.036
2	11.621	1:42.886
11	12.205	1:43.123
19	12.694	1:42.227
91	13.637	1:43.604
76	15.365	1:44.295

LAP 5 @ 10:53:45.768

NO	BEHIND	LAP TIME
7		1:40.805
40	0.495	1:40.589
24	0.676	1:40.854
43	1.420	1:40.681
64	3.435	1:41.368
28	4.298	1:41.559
65	6.763	1:42.379
88	8.786	1:42.506
82	9.067	1:42.916
48	9.276	1:42.698
14	10.061	1:42.597
71	11.089	1:42.795
99	12.796	1:42.720
42	13.404	1:42.875
19	13.884	1:41.995
2	13.997	1:43.181
11	14.944	1:43.544
91	16.944	1:44.112
76	18.813	1:44.253

LAP 6 @ 10:55:26.200

NO	BEHIND	LAP TIME
7		1:40.432
24	1.207	1:40.963
40	1.362	1:41.299
43	1.627	1:40.639
64	4.674	1:41.671

28	5.319	1:41.453
65	8.504	1:42.173
88	10.381	1:42.027
82	10.622	1:41.987
48	10.870	1:42.026
14	11.394	1:41.765
71	13.390	1:42.733
19	15.009	1:41.557
99	15.133	1:42.769
42	15.560	1:42.588
2	16.169	1:42.604
91	20.963	1:44.451
76	23.145	1:44.764
11	24.176	1:49.664 P

LAP 7 @ 10:57:06.910

NO	BEHIND	LAP TIME
7		1:40.710
24	1.297	1:40.800
43	1.704	1:40.787
40	2.116	1:41.464
64	5.447	1:41.483
28	6.106	1:41.497
65	9.861	1:42.067
14	10.752	1:40.068 P
82	11.854	1:41.942
88	12.093	1:42.422
48	12.340	1:42.180
71	15.572	1:42.892
19	16.384	1:42.085
99	16.525	1:42.102
42	17.196	1:42.346
2	17.947	1:42.488
91	25.056	1:44.803
76	27.130	1:44.695

LAP 8 @ 10:58:47.285

NO	BEHIND	LAP TIME
7		1:40.375
24	1.118	1:40.196
40	1.691	1:39.950
43	1.967	1:40.638
64	6.648	1:41.576
28	7.359	1:41.628
65	11.846	1:42.360
82	13.973	1:42.494
88	14.141	1:42.423
48	14.310	1:42.345
71	18.163	1:42.966
19	18.420	1:42.411
99	18.585	1:42.435
42	19.015	1:42.194
2	20.339	1:42.767
14	24.516	1:54.139
91	29.762	1:45.081
76	30.937	1:44.182

LAP 9 @ 11:00:27.334

NO	BEHIND	LAP TIME
7		1:40.049
40	1.456	1:39.814
24	1.684	1:40.615
43	2.336	1:40.418
64	8.289	1:41.690

28	8.897	1:41.587
65	13.969	1:42.172
82	16.485	1:42.561
88	17.070	1:42.978
48	17.181	1:42.920
19	20.535	1:42.164
99	20.648	1:42.112
71	21.155	1:43.041
42	21.587	1:42.621
2	23.412	1:43.122
14	26.660	1:42.193
91	34.859	1:45.146
76	35.236	1:44.348

LAP 10 @ 11:02:07.488

NO	BEHIND	LAP TIME
7		1:40.154
40	1.626	1:40.324
24	1.829	1:40.299
43	2.658	1:40.476
64	9.954	1:41.819
28	10.279	1:41.536
65	16.072	1:42.257
82	18.885	1:42.554
88	19.102	1:42.186
48	19.378	1:42.351
99	22.542	1:42.048
19	22.809	1:42.428
71	23.151	1:42.150
42	23.535	1:42.102
2	26.533	1:43.275
14	29.019	1:42.513
91	39.151	1:44.446
76	39.670	1:44.588

LAP 11 @ 11:03:47.934

NO	BEHIND	LAP TIME
7		1:40.446
40	1.647	1:40.467
24	1.837	1:40.454
43	2.755	1:40.543
64	12.106	1:42.598
28	12.211	1:42.378
65	18.053	1:42.427
82	20.676	1:42.237
88	20.939	1:42.283
48	21.137	1:42.205
19	24.003	1:41.640
99	24.261	1:42.165
71	24.711	1:42.006
42	25.025	1:41.936
2	29.715	1:43.628
14	31.439	1:42.866
76	43.402	1:44.178
91	43.553	1:44.848

LAP 12 @ 11:05:28.228

NO	BEHIND	LAP TIME
7		1:40.294
40	1.643	1:40.290
24	1.782	1:40.239
43	3.152	1:40.691
64	13.731	1:41.919
28	14.157	1:42.240

65	20.074	1:42.315
82	22.662	1:42.280
88	22.899	1:42.254
48	23.103	1:42.260
19	25.105	1:41.396
99	25.348	1:41.381
71	26.428	1:42.011
42	26.917	1:42.186
2	33.015	1:43.594
14	35.299	1:44.154 P
76	48.125	1:45.017
91	49.314	1:46.055

LAP 13 @ 11:07:08.570

NO	BEHIND	LAP TIME
7		1:40.342
24	1.567	1:40.127
40	1.796	1:40.495
43	3.507	1:40.697
28	15.816	1:42.001
64	15.975	1:42.586
65	21.997	1:42.265
88	24.801	1:42.244
48	25.019	1:42.258
82	25.388	1:43.068
19	25.971	1:41.208
99	26.285	1:41.279
71	28.191	1:42.105
42	28.948	1:42.373
2	36.282	1:43.609
76	52.216	1:44.433
91	53.571	1:44.599

LAP 14 @ 11:08:48.707

NO	BEHIND	LAP TIME
7		1:40.137
24	1.574	1:40.144
40	2.110	1:40.451
43	4.678	1:41.308
64	18.214	1:42.376
65	24.324	1:42.464
88	26.999	1:42.335
19	27.360	1:41.526
82	27.499	1:42.248
48	27.744	1:42.862
99	27.955	1:41.807
42	31.181	1:42.370
71	31.276	1:43.222
2	40.326	1:44.181
76	56.831	1:44.752
91	57.696	1:44.262

MCRCB BULLETIN TK338

2024 Bennetts British Superbike Championship - Round 10

2024 R&G British Talent Cup

RACE 2 - POSITION CHART

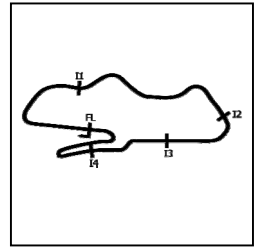
No	Name	Lap														
		Pos	1	2	3	4	5	6	7	8	9	10	11	12	13	14
29	BROWN	1	7	7	7	7	7	7	7	7	7	7	7	7	7	7
43	BRINTON	2	29	24	24	24	40	24	24	24	40	40	40	40	24	24
40	CORREA	3	40	40	40	40	24	40	43	40	24	24	24	24	40	40
7	McCABE	4	16	16	43	43	43	43	40	43	43	43	43	43	43	43
75	SUROWIAK	5	24	29	16	64	64	64	64	64	64	64	64	64	28	64
64	EDMUNDS	6	43	43	75	28	28	28	28	28	28	28	28	28	64	65
24	FROST	7	75	75	64	65	65	65	65	65	65	65	65	65	65	88
16	BURROWS	8	64	64	28	82	88	88	<u>14</u>	82	82	82	82	82	88	19
28	BARNES	9	65	28	65	88	82	82	82	88	88	88	88	88	48	82
67	BOWES	10	28	65	67	48	48	48	88	48	48	48	48	48	82	48
65	ROWAN	11	82	82	82	14	14	14	48	71	19	99	19	19	19	99
48	WALKER	12	67	67	88	71	71	71	71	19	99	19	99	99	99	42
61	MACKAY	13	88	88	48	99	99	19	19	99	71	71	71	71	71	71
82	PAYNE	14	48	48	14	42	42	99	99	42	42	42	42	42	42	2
14	HARRIS	15	71	14	71	2	19	42	42	2	2	2	2	2	2	76
42	JOLLIFFE	16	14	71	99	11	2	2	2	14	14	14	14	<u>14</u>	76	91
19	McPHEE	17	42	99	42	19	11	91	91	91	91	91	76	76	91	
99	WILLIS	18	99	42	2	91	91	76	76	76	76	76	91	91		
88	FOSTER	19	11	2	11	76	76	<u>11</u>								
71	GOODMAN	20	2	11	91											
2	BANNISTER	21	76	91	19											
91	RAYMOND Jnr	22	91	76	76											
76	HUNTINGFORD	23	19	19												
11	JONES	24														

MCRCB BULLETIN TK339

2024 Bennetts British Superbike Championship - Round 10

2024 R&G British Talent Cup

RACE 2 - SECTOR ANALYSIS



SECTOR 1 = FL to I1, SECTOR 2 = I1 to I2, SECTOR 3 = I2 to I3, SECTOR 4 = I3 to I4, SECTOR 5 = I4 to FL, DIFF = Difference To Personal Best Lap, P = Crossed Finish Line in Pit Lane, D = Time Disallowed

P1		7		Harley McCABE			Honda - Fibre Tec Honda									
IDEAL LAP TIME :		1:39.908		BEST LAP TIME :			1:40.049						DIFFERENCE :		0.141	
LAP	SECTOR 1	SECTOR 2	SECTOR 3	SECTOR 4	SECTOR 5	LAP TIME	MPH	DIFF	TIME OF DAY							
1-		115.7	27.773	13.420	120.0	12.151	26.334	90.1	1:43.335	86.65	3.286	10:47:01.306				
2-	22.282	109.1	27.915	13.301	120.0	12.136	26.203	90.3	1:41.837	87.92	1.788	10:48:43.143				
3-	22.195	109.8	27.620	13.163	120.4	12.039	26.023	90.9	1:41.040	88.62	0.991	10:50:24.183				
4-	22.105	112.4	27.383	13.229	120.4	12.003	26.060	88.4	1:40.780	88.85	0.731	10:52:04.963				
5-	22.108	112.9	27.301	13.219	120.4	12.022	26.155	90.8	1:40.805	88.82	0.756	10:53:45.768				
6-	22.000	113.9	27.327	13.200	120.4	11.970	25.935	90.9	1:40.432	89.15	0.383	10:55:26.200				
7-	22.017	114.1	27.438	13.359	118.7	11.983	25.913	90.8	1:40.710	88.91	0.661	10:57:06.910				
8-	21.998	114.3	27.224	13.160	119.6	11.981	26.012	90.8	1:40.375	89.21	0.326	10:58:47.285				
9-	21.954	113.9	27.088	13.217	119.6	11.979	25.811	91.1	1:40.049 (1)	89.50		11:00:27.334				
10-	22.011	114.5	27.221	13.155	120.0	11.952	25.815	91.4	1:40.154 (3)	89.40	0.105	11:02:07.488				
11-	22.020	114.9	27.211	13.314	118.5	12.020	25.881	91.3	1:40.446	89.14	0.397	11:03:47.934				
12-	22.038	114.3	27.246	13.212	120.0	11.975	25.823	91.5	1:40.294	89.28	0.245	11:05:28.228				
13-	22.047	114.3	27.216	13.268	120.0	11.900	25.911	91.4	1:40.342	89.23	0.293	11:07:08.570				
14-	22.016	114.5	27.094	13.204	118.7	11.939	25.884	91.3	1:40.137 (2)	89.42	0.088	11:08:48.707				

P2		24		Ryan FROST			Honda - Fibre Tec Honda									
IDEAL LAP TIME :		1:39.701		BEST LAP TIME :			1:40.127						DIFFERENCE :		0.426	
LAP	SECTOR 1	SECTOR 2	SECTOR 3	SECTOR 4	SECTOR 5	LAP TIME	MPH	DIFF	TIME OF DAY							
1-		113.7	27.978	13.331	125.6	12.281	26.945	93.7	1:44.337	85.82	4.210	10:47:02.308				
2-	21.949	116.9	27.525	13.227	123.3	11.989	26.722	93.3	1:41.412	88.29	1.285	10:48:43.720				
3-	22.007	114.5	27.593	13.104	125.4	11.969	26.435	93.2	1:41.108	88.56	0.981	10:50:24.828				
4-	21.937	119.4	27.357	13.094	124.5	11.913	26.461	92.3	1:40.762	88.86	0.635	10:52:05.590				
5-	21.992	116.9	27.378	13.189	123.8	11.876	26.419	93.3	1:40.854	88.78	0.727	10:53:46.444				
6-	22.080	116.7	27.377	13.108	124.5	11.966	26.432	92.8	1:40.963	88.69	0.836	10:55:27.407				
7-	21.985	116.9	27.479	13.184	123.1	11.944	26.208	93.7	1:40.800	88.83	0.673	10:57:08.207				
8-	21.863	118.3	27.183	13.207	122.6	11.872	26.071	93.2	1:40.196 (3)	89.36	0.069	10:58:48.403				
9-	21.985	119.1	27.310	13.082	124.7	11.883	26.355	92.9	1:40.615	88.99	0.488	11:00:29.018				
10-	21.818	118.5	27.312	13.101	124.2	11.886	26.182	93.9	1:40.299	89.27	0.172	11:02:09.317				
11-	21.861	116.7	27.138	13.102	124.2	11.863	26.490	93.7	1:40.454	89.13	0.327	11:03:49.771				
12-	21.828	116.9	27.103	13.096	124.5	11.813	26.399	93.2	1:40.239	89.33	0.112	11:05:30.010				
13-	21.882	116.9	27.104	13.094	124.0	11.829	26.218	92.9	1:40.127 (1)	89.43		11:07:10.137				
14-	21.948	118.1	27.300	13.050	124.0	11.929	25.917	93.8	1:40.144 (2)	89.41	0.017	11:08:50.281				

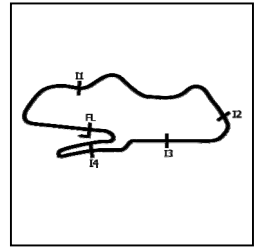
P3		40		Julian CORREA			Honda - Microlise Cresswell Racing									
IDEAL LAP TIME :		1:39.728		BEST LAP TIME :			1:39.814						DIFFERENCE :		0.086	
LAP	SECTOR 1	SECTOR 2	SECTOR 3	SECTOR 4	SECTOR 5	LAP TIME	MPH	DIFF	TIME OF DAY							
1-		114.3	28.312	13.432	122.9	12.228	26.691	91.4	1:43.963	86.13	4.149	10:47:01.934				
2-	21.996	116.1	27.737	13.365	120.2	12.067	26.832	92.0	1:41.997	87.79	2.183	10:48:43.931				
3-	21.886	116.1	27.360	13.097	122.9	11.953	26.799	92.3	1:41.095	88.57	1.281	10:50:25.026				
4-	21.829	118.5	27.006	13.069	122.4	12.047	26.697	92.6	1:40.648	88.96	0.834	10:52:05.674				
5-	21.818	117.9	27.137	13.041	123.3	11.964	26.629	89.5	1:40.589	89.02	0.775	10:53:46.263				
6-	22.177	116.9	27.249	13.148	121.3	11.993	26.732	92.5	1:41.299	88.39	1.485	10:55:27.562				
7-	21.988	118.1	27.510	13.086	123.8	11.968	26.912	92.3	1:41.464	88.25	1.650	10:57:09.026				
8-	21.771	120.6	26.901	12.968	122.9	11.911	26.399	91.8	1:39.950 (2)	89.58	0.136	10:58:48.976				
9-	21.755	119.1	26.820	13.054	120.9	11.854	26.331	91.4	1:39.814 (1)	89.71		11:00:28.790				
10-	21.952	117.5	27.036	12.991	121.1	11.914	26.431	91.8	1:40.324	89.25	0.510	11:02:09.114				
11-	21.972	117.5	26.963	13.057	120.9	12.045	26.430	91.1	1:40.467	89.12	0.653	11:03:49.581				
12-	21.917	117.7	26.861	13.047	121.3	11.995	26.470	91.0	1:40.290 (3)	89.28	0.476	11:05:29.871				
13-	21.936	118.1	26.952	13.070	120.9	11.973	26.564	91.4	1:40.495	89.10	0.681	11:07:10.366				
14-	21.873	120.2	27.053	13.109	120.6	12.011	26.405	91.9	1:40.451	89.14	0.637	11:08:50.817				

MCRCB BULLETIN TK339

2024 Bennetts British Superbike Championship - Round 10

2024 R&G British Talent Cup

RACE 2 - SECTOR ANALYSIS



SECTOR 1 = FL to I1, SECTOR 2 = I1 to I2, SECTOR 3 = I2 to I3, SECTOR 4 = I3 to I4, SECTOR 5 = I4 to FL, DIFF = Difference To Personal Best Lap, P = Crossed Finish Line in Pit Lane, D = Time Disallowed

P4 43		Amanuel BRINTON					Honda - Kovara Projects / RS Racing					
IDEAL LAP TIME : 1:40.040		BEST LAP TIME : 1:40.418					DIFFERENCE : 0.378					
LAP	SECTOR 1	SECTOR 2	SECTOR 3	SECTOR 4	SECTOR 5	LAP TIME	MPH	DIFF	TIME OF DAY			
1-		114.9	27.902	13.417	121.3	12.282	26.890	91.0	1:44.516	85.67	4.098	10:47:02.487
2-	22.018	118.7	27.533	13.210	121.5	12.258	26.955	91.9	1:41.974	87.81	1.556	10:48:44.461
3-	22.063	113.7	27.295	13.331	120.2	11.892	26.506	91.1	1:41.087	88.58	0.669	10:50:25.548
4-	22.097	118.1	27.311	13.235	120.4	12.100	26.216	91.0	1:40.959	88.69	0.541	10:52:06.507
5-	22.054	119.1	27.319	13.184	120.0	11.796	26.328	90.9	1:40.681	88.93	0.263	10:53:47.188
6-	22.041	120.0	27.273	13.226	120.0	11.845	26.254	91.0	1:40.639	88.97	0.221	10:55:27.827
7-	21.964	119.6	27.390	13.098	123.3	11.961	26.374	90.8	1:40.787	88.84	0.369	10:57:08.614
8-	22.035	121.3	27.252	13.096	121.5	11.895	26.360	91.4	1:40.638	88.97	0.220	10:58:49.252
9-	21.960	120.4	27.131	13.193	120.2	11.873	26.261	90.3	1:40.418 (1)	89.17		11:00:29.670
10-	22.068	116.5	27.238	13.233	120.2	11.858	26.079	91.0	1:40.476 (2)	89.12	0.058	11:02:10.146
11-	22.051	119.6	27.178	13.314	119.8	11.784	26.216	90.4	1:40.543 (3)	89.06	0.125	11:03:50.689
12-	22.097	119.6	27.121	13.168	120.2	12.064	26.241	90.4	1:40.691	88.93	0.273	11:05:31.380
13-	22.094	119.1	27.216	13.251	119.6	11.931	26.205	90.8	1:40.697	88.92	0.279	11:07:12.077
14-	22.161	117.1	27.253	13.239	119.8	12.187	26.468	90.4	1:41.308	88.38	0.890	11:08:53.385

P5 64		Clayton EDMUNDS					Honda - Team City Lifting / RS Racing					
IDEAL LAP TIME : 1:40.864		BEST LAP TIME : 1:41.345					DIFFERENCE : 0.481					
LAP	SECTOR 1	SECTOR 2	SECTOR 3	SECTOR 4	SECTOR 5	LAP TIME	MPH	DIFF	TIME OF DAY			
1-		115.3	28.226	13.529	122.4	12.223	27.406	92.8	1:44.951	85.31	3.606	10:47:02.922
2-	21.977	118.9	27.594	13.113	122.4	12.254	27.022	92.5	1:41.960	87.82	0.615	10:48:44.882
3-	22.083	115.7	27.358	13.231	122.9	12.027	26.646	92.1	1:41.345 (1)	88.35		10:50:26.227
4-	21.994	117.7	27.397	13.356	121.3	12.116	26.745	90.8	1:41.608	88.12	0.263	10:52:07.835
5-	22.097	118.3	27.439	13.161	120.9	12.108	26.563	91.6	1:41.368 (2)	88.33	0.023	10:53:49.203
6-	22.092	117.7	27.480	13.317	119.8	12.138	26.644	91.5	1:41.671	88.07	0.326	10:55:30.874
7-	22.131	117.3	27.516	13.218	119.8	12.085	26.533	91.5	1:41.483 (3)	88.23	0.138	10:57:12.357
8-	22.088	115.3	27.672	13.178	119.8	12.062	26.576	91.6	1:41.576	88.15	0.231	10:58:53.933
9-	22.192	115.7	27.741	13.241	120.0	12.010	26.506	91.8	1:41.690	88.05	0.345	11:00:35.623
10-	22.163	115.3	27.734	13.236	120.2	12.172	26.514	91.5	1:41.819	87.94	0.474	11:02:17.442
11-	22.467	114.3	27.836	13.264	121.1	12.228	26.803	89.3	1:42.598	87.27	1.253	11:04:00.040
12-	22.363	111.8	27.761	13.278	120.4	12.111	26.406	91.6	1:41.919	87.85	0.574	11:05:41.959
13-	22.245	116.3	27.606	13.297	119.6	12.763	26.675	92.0	1:42.586	87.28	1.241	11:07:24.545
14-	22.366	115.5	27.761	13.313	119.8	12.233	26.703	91.3	1:42.376	87.46	1.031	11:09:06.921

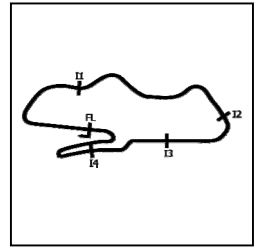
P6 65		Alexander ROWAN					Honda - Alexander Rowan Racing					
IDEAL LAP TIME : 1:41.596		BEST LAP TIME : 1:41.909					DIFFERENCE : 0.313					
LAP	SECTOR 1	SECTOR 2	SECTOR 3	SECTOR 4	SECTOR 5	LAP TIME	MPH	DIFF	TIME OF DAY			
1-		110.0	27.822	13.362	122.0	12.806	27.191	91.3	1:45.368	84.98	3.459	10:47:03.339
2-	22.338	117.7	27.719	13.103	123.1	12.573	26.957	91.5	1:42.690	87.19	0.781	10:48:46.029
3-	22.002	119.6	27.602	13.096	123.1	12.502	26.707	91.5	1:41.909 (1)	87.86		10:50:27.938
4-	22.178	115.1	27.590	13.312	121.5	12.468	26.666	90.6	1:42.214	87.60	0.305	10:52:10.152
5-	22.244	114.3	27.695	13.241	120.9	12.543	26.656	91.0	1:42.379	87.46	0.470	10:53:52.531
6-	22.201	115.5	27.627	13.284	120.6	12.447	26.614	91.1	1:42.173	87.64	0.264	10:55:34.704
7-	22.232	115.9	27.546	13.191	120.9	12.404	26.694	91.0	1:42.067 (2)	87.73	0.158	10:57:16.771
8-	22.221	115.3	27.707	13.272	120.2	12.466	26.694	89.5	1:42.360	87.48	0.451	10:58:59.131
9-	22.213	114.9	27.733	13.212	120.4	12.340	26.674	89.3	1:42.172 (3)	87.64	0.263	11:00:41.303
10-	22.316	115.7	27.614	13.223	120.0	12.370	26.734	88.7	1:42.257	87.56	0.348	11:02:23.560
11-	22.260	115.5	27.708	13.314	118.5	12.482	26.663	89.9	1:42.427	87.42	0.518	11:04:05.987
12-	22.311	115.3	27.667	13.263	120.2	12.357	26.717	90.6	1:42.315	87.51	0.406	11:05:48.302
13-	22.369	115.9	27.595	13.273	120.2	12.338	26.690	90.6	1:42.265	87.56	0.356	11:07:30.567
14-	22.340	115.7	27.768	13.272	120.4	12.407	26.677	90.8	1:42.464	87.39	0.555	11:09:13.031

MCRCB BULLETIN TK339

2024 Bennetts British Superbike Championship - Round 10

2024 R&G British Talent Cup

RACE 2 - SECTOR ANALYSIS



SECTOR 1 = FL to I1, SECTOR 2 = I1 to I2, SECTOR 3 = I2 to I3, SECTOR 4 = I3 to I4, SECTOR 5 = I4 to FL, DIFF = Difference To Personal Best Lap, P = Crossed Finish Line in Pit Lane, D = Time Disallowed

P7 88		Mason FOSTER					Honda - Sublime					
IDEAL LAP TIME : 1:41.542		BEST LAP TIME : 1:42.027					DIFFERENCE : 0.485					
LAP	SECTOR 1	SECTOR 2	SECTOR 3	SECTOR 4	SECTOR 5	LAP TIME	MPH	DIFF	TIME OF DAY			
1-		108.2	28.314	13.508	121.3	12.530	27.256	89.8	1:46.526	84.05	4.499	10:47:04.497
2-	22.469	112.9	27.783	13.319	120.9	12.281	26.967	90.0	1:42.819	87.08	0.792	10:48:47.316
3-	22.313	113.1	27.840	13.315	120.6	12.414	26.624	90.4	1:42.506	87.35	0.479	10:50:29.822
4-	22.295	113.1	27.571	13.262	121.7	12.356	26.742	90.6	1:42.226 (3)	87.59	0.199	10:52:12.048
5-	22.437	112.5	27.718	13.339	119.6	12.313	26.699	90.5	1:42.506	87.35	0.479	10:53:54.554
6-	22.346	112.7	27.633	13.291	119.6	12.256	26.501	90.6	1:42.027 (1)	87.76		10:55:36.581
7-	22.296	114.3	27.784	13.311	120.0	12.300	26.731	91.0	1:42.422	87.42	0.395	10:57:19.003
8-	22.297	111.1	27.719	13.306	119.1	12.279	26.822	91.1	1:42.423	87.42	0.396	10:59:01.426
9-	22.399	107.0	27.799	13.271	119.8	12.589	26.920	91.1	1:42.978	86.95	0.951	11:00:44.404
10-	22.224	110.5	27.735	13.216	120.9	12.258	26.753	91.5	1:42.186 (2)	87.62	0.159	11:02:26.590
11-	22.431	111.1	27.620	13.196	120.2	12.305	26.731	91.1	1:42.283	87.54	0.256	11:04:08.873
12-	22.246	112.4	27.711	13.214	120.6	12.327	26.756	91.4	1:42.254	87.57	0.227	11:05:51.127
13-	22.245	110.5	27.960	13.323	120.0	12.327	26.389	91.3	1:42.244	87.57	0.217	11:07:33.371
14-	22.363	112.5	27.857	13.539	119.8	12.281	26.295	91.1	1:42.335	87.50	0.308	11:09:15.706

P8 19		Scott McPHEE					Honda - SMP Racing					
IDEAL LAP TIME : 1:40.697		BEST LAP TIME : 1:41.208					DIFFERENCE : 0.511					
LAP	SECTOR 1	SECTOR 2	SECTOR 3	SECTOR 4	SECTOR 5	LAP TIME	MPH	DIFF	TIME OF DAY			
1-		114.7	28.229	13.435	118.9	12.411	27.170	89.5	1:51.722	80.14	10.514	10:47:09.693
2-	22.453	116.3	27.931	13.397	119.6	12.284	27.009	90.4	1:43.074	86.87	1.866	10:48:52.767
3-	22.347	117.7	27.671	13.359	122.9	12.346	26.940	90.3	1:42.663	87.22	1.455	10:50:35.430
4-	22.226	117.5	27.746	13.289	120.2	12.079	26.887	89.9	1:42.227	87.59	1.019	10:52:17.657
5-	22.084	120.6	27.397	13.063	123.3	12.075	27.376	89.5	1:41.995	87.79	0.787	10:53:59.652
6-	22.269	119.6	27.203	13.109	122.4	12.204	26.772	90.1	1:41.557	88.17	0.349	10:55:41.209
7-	22.307	117.5	27.416	13.236	119.8	12.144	26.982	89.9	1:42.085	87.71	0.877	10:57:23.294
8-	22.281	118.1	27.329	13.283	117.3	12.474	27.044	90.4	1:42.411	87.43	1.203	10:59:05.705
9-	22.217	112.7	27.682	13.255	118.9	12.148	26.862	88.7	1:42.164	87.64	0.956	11:00:47.869
10-	22.409	116.9	27.478	13.350	118.9	12.202	26.989	90.6	1:42.428	87.42	1.220	11:02:30.297
11-	22.263	111.8	27.429	13.248	118.9	12.178	26.522	90.3	1:41.640	88.09	0.432	11:04:11.937
12-	22.240	116.3	27.330	13.215	119.4	12.147	26.464	90.1	1:41.396 (2)	88.31	0.188	11:05:53.333
13-	22.233	117.3	27.233	13.143	120.2	12.000	26.599	90.3	1:41.208 (1)	88.47		11:07:34.541
14-	22.136	120.0	27.086	13.527	120.9	12.280	26.497	90.4	1:41.526 (3)	88.19	0.318	11:09:16.067

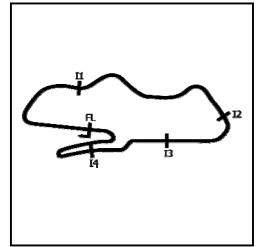
P9 82		Kyle PAYNE					Honda - Illusion Racing					
IDEAL LAP TIME : 1:41.569		BEST LAP TIME : 1:41.942					DIFFERENCE : 0.373					
LAP	SECTOR 1	SECTOR 2	SECTOR 3	SECTOR 4	SECTOR 5	LAP TIME	MPH	DIFF	TIME OF DAY			
1-		108.9	28.086	13.408	122.2	12.697	27.023	90.9	1:45.861	84.58	3.919	10:47:03.832
2-	22.366	111.6	27.568	13.266	122.0	12.513	26.785	90.5	1:42.498	87.36	0.556	10:48:46.330
3-	22.333	114.7	27.873	13.320	120.9	12.413	26.699	90.1	1:42.638	87.24	0.696	10:50:28.968
4-	22.478	114.7	27.796	13.532	118.9	12.438	26.707	89.5	1:42.951	86.97	1.009	10:52:11.919
5-	22.696	109.2	27.791	13.370	120.9	12.315	26.744	90.6	1:42.916	87.00	0.974	10:53:54.835
6-	22.198	116.3	27.661	13.273	120.9	12.307	26.548	90.8	1:41.987 (2)	87.79	0.045	10:55:36.822
7-	22.267	117.7	27.513	13.408	116.9	12.369	26.385	90.3	1:41.942 (1)	87.83		10:57:18.764
8-	22.414	114.7	27.973	13.262	121.7	12.292	26.553	90.0	1:42.494	87.36	0.552	10:59:01.258
9-	22.430	112.7	27.789	13.413	118.5	12.547	26.382	90.0	1:42.561	87.30	0.619	11:00:43.819
10-	22.556	115.3	27.792	13.417	118.3	12.352	26.437	90.5	1:42.554	87.31	0.612	11:02:26.373
11-	22.516	114.3	27.539	13.440	117.5	12.356	26.386	90.4	1:42.237 (3)	87.58	0.295	11:04:08.610
12-	22.378	115.1	27.684	13.396	118.3	12.363	26.459	90.4	1:42.280	87.54	0.338	11:05:50.890
13-	22.571	110.5	28.230	13.272	121.1	12.571	26.424	91.3	1:43.068	86.87	1.126	11:07:33.958
14-	22.132	118.7	27.501	13.548	118.7	12.595	26.472	91.1	1:42.248	87.57	0.306	11:09:16.206

MCRCB BULLETIN TK339

2024 Bennetts British Superbike Championship - Round 10

2024 R&G British Talent Cup

RACE 2 - SECTOR ANALYSIS



SECTOR 1 = FL to I1, SECTOR 2 = I1 to I2, SECTOR 3 = I2 to I3, SECTOR 4 = I3 to I4, SECTOR 5 = I4 to FL, DIFF = Difference To Personal Best Lap, P = Crossed Finish Line in Pit Lane, D = Time Disallowed

P10 48		Ollie WALKER					Honda - Walker Racing					
IDEAL LAP TIME : 1:41.614		BEST LAP TIME : 1:42.026					DIFFERENCE : 0.412					
LAP	SECTOR 1	SECTOR 2	SECTOR 3	SECTOR 4	SECTOR 5	LAP TIME	MPH	DIFF	TIME OF DAY			
1-		107.7	28.605	13.410	123.8	12.648	27.365	90.3	1:46.833	83.81	4.807	10:47:04.804
2-	22.326	112.9	27.775	13.246	123.8	12.262	27.055	91.0	1:42.664	87.22	0.638	10:48:47.468
3-	22.313	113.7	27.831	13.373	122.2	12.246	26.820	91.0	1:42.583	87.28	0.557	10:50:30.051
4-	22.221	114.5	27.601	13.363	121.3	12.176	26.934	90.8	1:42.295	87.53	0.269	10:52:12.346
5-	22.332	110.0	27.855	13.287	122.9	12.331	26.893	91.0	1:42.698	87.19	0.672	10:53:55.044
6-	22.163	113.9	27.681	13.240	122.4	12.186	26.756	91.0	1:42.026 (1)	87.76		10:55:37.070
7-	22.159	113.1	27.696	13.187	121.5	12.320	26.818	91.0	1:42.180 (2)	87.63	0.154	10:57:19.250
8-	22.125	113.1	27.937	13.266	122.6	12.226	26.791	90.9	1:42.345	87.49	0.319	10:59:01.595
9-	22.324	106.3	27.851	13.167	122.4	12.646	26.932	91.3	1:42.920	87.00	0.894	11:00:44.515
10-	22.199	112.9	27.806	13.222	121.5	12.271	26.853	90.8	1:42.351	87.48	0.325	11:02:26.866
11-	22.227	114.1	27.672	13.163	120.0	12.347	26.796	90.9	1:42.205 (3)	87.61	0.179	11:04:09.071
12-	22.180	115.1	27.738	13.300	120.9	12.192	26.850	91.4	1:42.260	87.56	0.234	11:05:51.331
13-	22.215	111.4	27.937	13.211	121.3	12.346	26.549	90.8	1:42.258	87.56	0.232	11:07:33.589
14-	22.225	114.9	27.892	13.657	118.5	12.456	26.632	91.5	1:42.862	87.05	0.836	11:09:16.451

P11 99		Peter WILLIS					Honda - Clonlough.ie by WM Racing					
IDEAL LAP TIME : 1:40.983		BEST LAP TIME : 1:41.279					DIFFERENCE : 0.296					
LAP	SECTOR 1	SECTOR 2	SECTOR 3	SECTOR 4	SECTOR 5	LAP TIME	MPH	DIFF	TIME OF DAY			
1-		98.2	28.643	13.479	122.9	12.862	27.388	90.3	1:47.907	82.98	6.628	10:47:05.878
2-	22.605	117.3	27.839	13.223	120.2	12.388	26.956	90.4	1:43.011	86.92	1.732	10:48:48.889
3-	22.279	113.1	27.892	14.159	117.9	12.435	26.943	90.3	1:43.708	86.34	2.429	10:50:32.597
4-	22.501	115.9	27.784	13.524	118.3	12.471	26.967	89.8	1:43.247	86.72	1.968	10:52:15.844
5-	22.366	116.5	27.737	13.404	118.1	12.500	26.713	90.4	1:42.720	87.17	1.441	10:53:58.564
6-	22.463	114.7	27.785	13.341	116.7	12.444	26.736	91.1	1:42.769	87.13	1.490	10:55:41.333
7-	22.280	116.7	27.518	13.179	118.9	12.341	26.784	90.6	1:42.102	87.70	0.823	10:57:23.435
8-	22.267	117.3	27.479	13.292	119.8	12.403	26.994	90.9	1:42.435	87.41	1.156	10:59:05.870
9-	22.264	111.8	27.709	13.229	117.9	12.223	26.687	90.4	1:42.112	87.69	0.833	11:00:47.982
10-	22.387	116.3	27.637	13.215	119.8	12.214	26.595	89.9	1:42.048	87.74	0.769	11:02:30.030
11-	22.394	115.5	27.719	13.147	119.8	12.252	26.653	89.5	1:42.165	87.64	0.886	11:04:12.195
12-	22.226	118.5	27.280	13.194	117.9	12.168	26.513	90.8	1:41.381 (2)	88.32	0.102	11:05:53.576
13-	22.102	120.4	27.276	13.249	120.4	12.246	26.406	90.9	1:41.279 (1)	88.41		11:07:34.855
14-	22.227	119.4	27.160	13.166	116.9	12.656	26.598	91.3	1:41.807 (3)	87.95	0.528	11:09:16.662

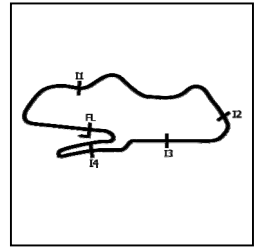
P12 42		Ben JOLLIFFE					Honda - Wilson Racing					
IDEAL LAP TIME : 1:41.512		BEST LAP TIME : 1:41.936					DIFFERENCE : 0.424					
LAP	SECTOR 1	SECTOR 2	SECTOR 3	SECTOR 4	SECTOR 5	LAP TIME	MPH	DIFF	TIME OF DAY			
1-		106.0	28.576	13.328	123.1	12.903	27.694	90.4	1:47.817	83.05	5.881	10:47:05.788
2-	22.552	114.3	28.300	13.314	121.1	12.281	27.455	90.4	1:43.902	86.18	1.966	10:48:49.690
3-	22.506	114.1	28.160	13.474	121.1	12.285	27.146	90.8	1:43.571	86.45	1.635	10:50:33.261
4-	22.483	115.9	27.737	13.391	121.1	12.334	27.091	90.3	1:43.036	86.90	1.100	10:52:16.297
5-	22.464	116.1	27.785	13.333	120.6	12.237	27.056	90.3	1:42.875	87.04	0.939	10:53:59.172
6-	22.447	115.5	27.670	13.170	121.1	12.301	27.000	90.8	1:42.588	87.28	0.652	10:55:41.760
7-	22.354	118.5	27.502	13.277	120.9	12.208	27.005	90.4	1:42.346	87.49	0.410	10:57:24.106
8-	22.155	118.1	27.345	13.489	120.4	12.210	26.995	90.8	1:42.194	87.62	0.258	10:59:06.300
9-	22.368	114.5	27.630	13.167	123.5	12.336	27.120	90.6	1:42.621	87.25	0.685	11:00:48.921
10-	22.245	116.1	27.612	13.332	120.0	12.219	26.694	91.0	1:42.102 (2)	87.70	0.166	11:02:31.023
11-	22.222	117.3	27.419	13.238	122.6	12.185	26.872	90.5	1:41.936 (1)	87.84		11:04:12.959
12-	22.401	116.5	27.353	13.287	121.1	12.275	26.870	90.4	1:42.186 (3)	87.62	0.250	11:05:55.145
13-	22.353	116.1	27.526	13.487	119.4	12.156	26.851	90.4	1:42.373	87.46	0.437	11:07:37.518
14-	22.417	117.7	27.340	13.289	122.2	12.551	26.773	89.9	1:42.370	87.47	0.434	11:09:19.888

MCRCB BULLETIN TK339

2024 Bennetts British Superbike Championship - Round 10

2024 R&G British Talent Cup

RACE 2 - SECTOR ANALYSIS



SECTOR 1 = FL to I1, SECTOR 2 = I1 to I2, SECTOR 3 = I2 to I3, SECTOR 4 = I3 to I4, SECTOR 5 = I4 to FL, DIFF = Difference To Personal Best Lap, P = Crossed Finish Line in Pit Lane, D = Time Disallowed

P13 71		Daniel GOODMAN					Honda - Fibre Tec Honda					
IDEAL LAP TIME : 1:41.801		BEST LAP TIME : 1:42.006					DIFFERENCE : 0.205					
LAP	SECTOR 1	SECTOR 2	SECTOR 3	SECTOR 4	SECTOR 5	LAP TIME	MPH	DIFF	TIME OF DAY			
1-	106.1	28.515	13.273	124.7	12.952	27.524	90.4	1:47.356	83.40	5.350	10:47:05.327	
2-	22.391	115.5	27.644	13.203	122.2	12.583	27.304	90.9	1:43.125	86.83	1.119	10:48:48.452
3-	22.315	113.5	27.833	13.304	122.0	12.330	27.222	90.4	1:43.004	86.93	0.998	10:50:31.456
4-	22.356	115.1	27.632	13.296	120.4	12.272	27.050	89.5	1:42.606	87.27	0.600	10:52:14.062
5-	22.362	115.3	27.692	13.294	120.2	12.401	27.046	90.6	1:42.795	87.10	0.789	10:53:56.857
6-	22.425	111.2	27.756	13.339	119.6	12.340	26.873	90.5	1:42.733	87.16	0.727	10:55:39.590
7-	22.430	115.1	27.614	13.342	119.6	12.408	27.098	90.4	1:42.892	87.02	0.886	10:57:22.482
8-	22.404	114.7	27.869	13.376	119.6	12.331	26.986	89.2	1:42.966	86.96	0.960	10:59:05.448
9-	22.571	107.3	28.142	13.246	121.5	12.246	26.836	90.9	1:43.041	86.90	1.035	11:00:48.489
10-	22.255	116.1	27.607	13.188	121.7	12.280	26.820	91.1	1:42.150	87.65	0.144	11:02:30.639
11-	22.303	113.9	27.560	13.232	121.7	12.153	26.758	91.0	1:42.006 (1)	87.78		11:04:12.645
12-	22.233	115.7	27.515	13.297	121.1	12.153	26.813	91.0	1:42.011 (2)	87.77	0.005	11:05:54.656
13-	22.276	116.3	27.593	13.311	120.6	12.213	26.712	90.8	1:42.105 (3)	87.69	0.099	11:07:36.761
14-	22.502	114.7	27.825	13.409	119.6	12.649	26.837	91.0	1:43.222	86.74	1.216	11:09:19.983

P14 2		Josh BANNISTER					Honda - Dunsley Heat Racing					
IDEAL LAP TIME : 1:42.277		BEST LAP TIME : 1:42.488					DIFFERENCE : 0.211					
LAP	SECTOR 1	SECTOR 2	SECTOR 3	SECTOR 4	SECTOR 5	LAP TIME	MPH	DIFF	TIME OF DAY			
1-	106.0	28.672	13.516	121.3	13.086	27.794	89.3	1:48.514	82.51	6.026	10:47:06.485	
2-	22.393	114.1	28.050	13.460	121.3	12.472	27.262	89.5	1:43.637	86.40	1.149	10:48:50.122
3-	22.531	113.1	28.115	13.400	119.4	12.325	27.205	89.3	1:43.576	86.45	1.088	10:50:33.698
4-	22.409	114.9	27.717	13.419	118.5	12.365	26.976	89.4	1:42.886	87.03	0.398	10:52:16.584
5-	22.321	115.7	27.979	13.300	119.8	12.306	27.275	89.8	1:43.181	86.78	0.693	10:53:59.765
6-	22.383	116.3	27.763	13.428	118.1	12.309	26.721	89.2	1:42.604 (2)	87.27	0.116	10:55:42.369
7-	22.338	116.9	27.685	13.333	118.1	12.273	26.859	87.2	1:42.488 (1)	87.37		10:57:24.857
8-	22.544	115.7	27.731	13.417	116.5	12.250	26.825	89.7	1:42.767 (3)	87.13	0.279	10:59:07.624
9-	22.541	114.3	27.918	13.460	116.7	12.349	26.854	89.2	1:43.122	86.83	0.634	11:00:50.746
10-	22.433	116.3	28.025	13.515	116.7	12.450	26.852	88.6	1:43.275	86.70	0.787	11:02:34.021
11-	22.534	114.7	28.204	13.544	116.1	12.499	26.847	88.5	1:43.628	86.40	1.140	11:04:17.649
12-	22.522	115.3	28.110	13.600	116.3	12.431	26.931	89.0	1:43.594	86.43	1.106	11:06:01.243
13-	22.601	114.3	28.148	13.534	116.3	12.461	26.865	89.1	1:43.609	86.42	1.121	11:07:44.852
14-	22.681	111.1	28.381	13.587	116.1	12.525	27.007	87.3	1:44.181	85.95	1.693	11:09:29.033

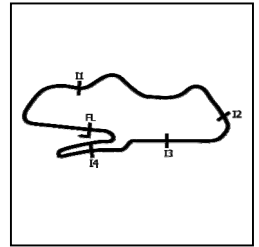
P15 76		Charlie HUNTINGFORD					Honda - Mototechniks					
IDEAL LAP TIME : 1:43.650		BEST LAP TIME : 1:44.178					DIFFERENCE : 0.528					
LAP	SECTOR 1	SECTOR 2	SECTOR 3	SECTOR 4	SECTOR 5	LAP TIME	MPH	DIFF	TIME OF DAY			
1-	102.1	28.732	13.373	124.2	13.029	27.979	90.1	1:48.829	82.27	4.651	10:47:06.800	
2-	22.835	110.5	28.495	13.515	120.0	12.522	27.585	90.1	1:44.952	85.31	0.774	10:48:51.752
3-	22.550	110.3	28.350	13.481	120.2	12.650	27.250	89.5	1:44.281	85.86	0.103	10:50:36.033
4-	22.682	111.1	28.196	13.531	118.9	12.451	27.435	89.4	1:44.295	85.85	0.117	10:52:20.328
5-	22.704	111.6	28.161	13.481	118.5	12.454	27.453	88.6	1:44.253 (3)	85.89	0.075	10:54:04.581
6-	22.727	111.2	28.319	13.520	117.9	12.663	27.535	88.4	1:44.764	85.47	0.586	10:55:49.345
7-	22.832	112.2	28.346	13.562	116.1	12.581	27.374	88.7	1:44.695	85.52	0.517	10:57:34.040
8-	22.790	112.7	28.175	13.564	118.1	12.466	27.187	89.0	1:44.182 (2)	85.95	0.004	10:59:18.222
9-	22.716	112.9	28.283	13.486	116.5	12.506	27.357	89.4	1:44.348	85.81	0.170	11:01:02.570
10-	22.730	111.2	28.341	13.613	116.5	12.612	27.292	89.7	1:44.588	85.61	0.410	11:02:47.158
11-	22.765	109.4	28.282	13.447	118.9	12.452	27.232	89.2	1:44.178 (1)	85.95		11:04:31.336
12-	22.924	110.9	28.536	13.507	116.3	12.789	27.261	89.4	1:45.017	85.26	0.839	11:06:16.353
13-	22.856	110.3	28.336	13.488	117.5	12.638	27.115	89.1	1:44.433	85.74	0.255	11:08:00.786
14-	22.868	109.6	28.385	13.553	115.9	12.592	27.354	89.3	1:44.752	85.48	0.574	11:09:45.538

MCRCB BULLETIN TK339

2024 Bennetts British Superbike Championship - Round 10

2024 R&G British Talent Cup

RACE 2 - SECTOR ANALYSIS



SECTOR 1 = FL to I1, SECTOR 2 = I1 to I2, SECTOR 3 = I2 to I3, SECTOR 4 = I3 to I4, SECTOR 5 = I4 to FL, DIFF = Difference To Personal Best Lap, P = Crossed Finish Line in Pit Lane, D = Time Disallowed

P16 91		Joshua RAYMOND Jnr					Honda - Fibre Tec Honda					
IDEAL LAP TIME : 1:43.272		BEST LAP TIME : 1:43.604					DIFFERENCE : 0.332					
LAP	SECTOR 1	SECTOR 2	SECTOR 3	SECTOR 4	SECTOR 5	LAP TIME	MPH	DIFF	TIME OF DAY			
1-		101.6	28.801	13.234	125.6	13.027	28.025	92.6	1:48.917	82.21	5.313	10:47:06.888
2-	22.530	109.4	28.250	13.269	123.3	12.527	27.560	92.0	1:44.136	85.98	0.532	10:48:51.024
3-	22.604	108.9	28.143	13.385	122.4	12.445	27.395	91.9	1:43.972 (2)	86.12	0.368	10:50:34.996
4-	22.461	113.1	28.354	13.355	122.9	12.267	27.167	92.1	1:43.604 (1)	86.42		10:52:18.600
5-	22.561	113.7	28.244	13.467	121.3	12.406	27.434	91.8	1:44.112 (3)	86.00	0.508	10:54:02.712
6-	22.573	111.8	28.217	13.529	121.5	12.502	27.630	91.6	1:44.451	85.72	0.847	10:55:47.163
7-	22.742	112.2	28.267	13.584	120.4	12.527	27.683	89.3	1:44.803	85.44	1.199	10:57:31.966
8-	22.904	108.0	28.545	13.528	120.2	12.477	27.627	91.9	1:45.081	85.21	1.477	10:59:17.047
9-	22.864	109.4	28.764	13.591	120.2	12.446	27.481	91.4	1:45.146	85.16	1.542	11:01:02.193
10-	22.697	112.2	28.498	13.510	120.2	12.422	27.319	91.9	1:44.446	85.73	0.842	11:02:46.639
11-	22.774	108.2	28.383	13.502	120.2	12.658	27.531	92.4	1:44.848	85.40	1.244	11:04:31.487
12-	22.932	106.6	28.526	13.310	121.7	13.464	27.823	91.9	1:46.055	84.43	2.451	11:06:17.542
13-	22.778	113.7	28.286	13.416	120.2	12.541	27.578	91.9	1:44.599	85.60	0.995	11:08:02.141
14-	22.672	112.2	28.350	13.440	121.1	12.413	27.387	89.4	1:44.262	85.88	0.658	11:09:46.403

P17 28		Charlie BARNES					Honda - SENCAT Talent Team / Mortimer Racing					
IDEAL LAP TIME : 1:40.972		BEST LAP TIME : 1:41.453					DIFFERENCE : 0.481					
LAP	SECTOR 1	SECTOR 2	SECTOR 3	SECTOR 4	SECTOR 5	LAP TIME	MPH	DIFF	TIME OF DAY			
1-		108.7	28.029	13.304	123.3	12.713	27.028	91.6	1:45.526	84.85	4.073	10:47:03.497
2-	22.119	115.3	27.685	13.213	120.4	12.269	26.697	91.0	1:41.983	87.80	0.530	10:48:45.480
3-	21.929	116.3	27.502	13.329	120.0	12.237	26.513	91.0	1:41.510 (3)	88.21	0.057	10:50:26.990
4-	21.926	117.3	27.467	13.408	119.6	12.267	26.449	90.8	1:41.517	88.20	0.064	10:52:08.507
5-	22.036	116.3	27.567	13.309	120.6	12.258	26.389	91.1	1:41.559	88.16	0.106	10:53:50.066
6-	21.922	115.5	27.541	13.332	120.2	12.192	26.466	90.9	1:41.453 (1)	88.26		10:55:31.519
7-	21.988	117.5	27.346	13.272	120.6	12.302	26.589	91.1	1:41.497 (2)	88.22	0.044	10:57:13.016
8-	22.078	115.1	27.544	13.317	120.4	12.249	26.440	91.3	1:41.628	88.11	0.175	10:58:54.644
9-	22.227	115.1	27.519	13.306	120.4	12.236	26.299	90.4	1:41.587	88.14	0.134	11:00:36.231
10-	22.075	116.9	27.441	13.293	121.1	12.307	26.420	91.4	1:41.536	88.18	0.083	11:02:17.767
11-	22.050	114.7	27.773	13.402	119.6	12.709	26.444	91.5	1:42.378	87.46	0.925	11:04:00.145
12-	22.152	114.9	27.700	13.465	118.7	12.464	26.459	91.3	1:42.240	87.58	0.787	11:05:42.385
13-	22.010	115.9	27.638	13.423	119.4	12.473	26.457	90.8	1:42.001	87.78	0.548	11:07:24.386

P18 14		Bill HARRIS					Honda - Team Harris Racing / RS Racing					
IDEAL LAP TIME : 1:41.461		BEST LAP TIME : 1:41.765					DIFFERENCE : 0.304					
LAP	SECTOR 1	SECTOR 2	SECTOR 3	SECTOR 4	SECTOR 5	LAP TIME	MPH	DIFF	TIME OF DAY			
1-		105.5	28.486	13.220	123.8	13.058	27.551	91.6	1:47.532	83.27	5.767	10:47:05.503
2-	22.417	110.3	27.537	13.082	124.9	12.449	27.142	91.6	1:42.627	87.25	0.862	10:48:48.130
3-	22.317	109.1	27.798	13.089	124.2	12.497	27.088	92.0	1:42.789	87.11	1.024	10:50:30.919
4-	22.217	113.1	27.232	13.210	123.5	12.450	27.204	91.6	1:42.313 (3)	87.52	0.548	10:52:13.232
5-	22.254	110.1	27.533	13.149	123.8	12.483	27.178	91.3	1:42.597	87.27	0.832	10:53:55.829
6-	22.149	111.1	27.256	12.966	122.6	12.459	26.935	91.8	1:41.765 (1)	87.99		10:55:37.594
7-	22.368	111.8	27.419	13.035	122.4	12.589	IN PIT		1:40.068 P	89.48		10:57:17.662
8-	OUTLAP	108.2	27.579	13.195	120.9	12.497	26.759	90.4	1:54.139	78.45	12.374	10:59:11.801
9-	22.326	110.9	27.501	13.252	121.3	12.426	26.688	91.8	1:42.193 (2)	87.62	0.428	11:00:53.994
10-	22.360	111.4	27.577	13.213	122.0	12.667	26.696	91.3	1:42.513	87.34	0.748	11:02:36.507
11-	22.236	111.8	27.639	13.330	120.2	12.608	27.053	91.5	1:42.866	87.04	1.101	11:04:19.373
12-	22.363	112.5	27.572	13.378	121.3	12.860	IN PIT		1:44.154 P	85.97	2.389	11:06:03.527

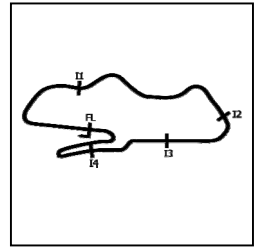
P19 11		Iwan JONES					Honda - Jones Brothers Racing					
IDEAL LAP TIME : 1:42.913		BEST LAP TIME : 1:43.123					DIFFERENCE : 0.210					
LAP	SECTOR 1	SECTOR 2	SECTOR 3	SECTOR 4	SECTOR 5	LAP TIME	MPH	DIFF	TIME OF DAY			
1-		104.8	28.614	13.388	124.2	12.934	27.929	90.6	1:48.248	82.72	5.125	10:47:06.219
2-	22.500	114.7	28.098	13.472	121.3	12.482	27.665	90.9	1:44.217	85.92	1.094	10:48:50.436
3-	22.435	112.5	28.112	13.457	122.2	12.349	27.256	91.1	1:43.609 (3)	86.42	0.486	10:50:34.045
4-	22.331	117.7	27.819	13.467	121.3	12.377	27.129	91.0	1:43.123 (1)	86.83		10:52:17.168
5-	22.290	117.7	27.849	13.326	121.7	12.357	27.722	90.5	1:43.544 (2)	86.47	0.421	10:54:00.712
6-	22.417	117.3	28.000	13.493	120.0	12.746	IN PIT		1:49.664 P	81.65	6.541	10:55:50.376

MCRCB BULLETIN TK339

2024 Bennetts British Superbike Championship - Round 10

2024 R&G British Talent Cup

RACE 2 - SECTOR ANALYSIS



SECTOR 1 = FL to I1, SECTOR 2 = I1 to I2, SECTOR 3 = I2 to I3, SECTOR 4 = I3 to I4, SECTOR 5 = I4 to FL, DIFF = Difference To Personal Best Lap, P = Crossed Finish Line in Pit Lane, D = Time Disallowed

P20 16		Jack BURROWS			Honda - Burrows Engineering / RK Racing							
IDEAL LAP TIME : 1:41.278		BEST LAP TIME : 1:41.628			DIFFERENCE : 0.350							
LAP	SECTOR 1	SECTOR 2	SECTOR 3	SECTOR 4	SECTOR 5	LAP TIME	MPH	DIFF	TIME OF DAY			
1-	117.1	27.737	13.384	122.6	12.155	27.012	90.9	1:44.192	85.94	2.564	10:47:02.163	
2-	22.253	117.9	27.513	13.307	120.6	12.189	26.691	91.1	1:41.953 (2)	87.82	0.325	10:48:44.116
3-	22.149	118.9	27.388	13.579	121.5	11.971	26.541	91.3	1:41.628 (1)	88.11		10:50:25.744

P21 75		Filip SUROWIAK			Honda - Team City Lifting / RS Racing							
IDEAL LAP TIME : 1:40.989		BEST LAP TIME : 1:41.315			DIFFERENCE : 0.326							
LAP	SECTOR 1	SECTOR 2	SECTOR 3	SECTOR 4	SECTOR 5	LAP TIME	MPH	DIFF	TIME OF DAY			
1-	111.6	27.974	13.339	124.0	12.679	26.731	91.1	1:44.864	85.39	3.549	10:47:02.835	
2-	22.156	117.7	27.371	13.028	123.8	12.245	27.053	91.8	1:41.853 (2)	87.91	0.538	10:48:44.688
3-	22.088	115.9	27.393	13.116	125.2	12.056	26.662	91.4	1:41.315 (1)	88.38		10:50:26.003

P22 67		George BOWES			Honda - GB67 Racing							
IDEAL LAP TIME : 1:41.425		BEST LAP TIME : 1:41.499			DIFFERENCE : 0.074							
LAP	SECTOR 1	SECTOR 2	SECTOR 3	SECTOR 4	SECTOR 5	LAP TIME	MPH	DIFF	TIME OF DAY			
1-	109.2	28.034	13.216	125.2	12.772	27.760	90.9	1:46.093	84.40	4.594	10:47:04.064	
2-	22.342	118.5	27.477	13.196	123.5	12.521	27.058	91.5	1:42.594 (2)	87.28	1.095	10:48:46.658
3-	22.143	109.8	27.351	13.262	122.6	12.245	26.498	91.5	1:41.499 (1)	88.22		10:50:28.157

P23 29		Lucas BROWN			Honda - SENCAT Talent Team / Mortimer Racing							
IDEAL LAP TIME : 1:41.209		BEST LAP TIME : 1:42.910			DIFFERENCE : 1.701							
LAP	SECTOR 1	SECTOR 2	SECTOR 3	SECTOR 4	SECTOR 5	LAP TIME	MPH	DIFF	TIME OF DAY			
1-		114.1	28.126	13.399	121.5	12.147	26.421	90.4	1:43.492	86.52	0.582	10:47:01.463
2-	22.214	112.7	27.857	13.561	119.1	12.079	27.199	90.8	1:42.910 (1)	87.01		10:48:44.373

MCRCB BULLETIN TK340

2024 Bennetts British Superbike Championship - Round 10

2024 R&G British Talent Cup

RACE 2 - BEST SECTORS

POS	SECTOR 1		SECTOR 2		SECTOR 3		SECTOR 4		SECTOR 5		IDEAL / BEST COMPARISON						
	NO	TIME	NO	TIME	NO	TIME	NO	TIME	NO	TIME	POS	NO	NAME	IDEAL	BEST	DIFF	
														PERFECT LAP	1:39.136		
1	40	COR 21.755	40	COR 26.820	14	HAR 12.966	43	BRI 11.784	7	McC 25.811	1	24	FROST	1:39.701	1:40.127	0.426	
2	24	FRO 21.818	19	McP 27.086	40	COR 12.968	24	FRO 11.813	24	FRO 25.917	2	40	CORREA	1:39.728	1:39.814	0.086	
3	28	BAR 21.922	7	McC 27.088	75	SUR 13.028	40	COR 11.854	43	BRI 26.079	3	7	McCABE	1:39.908	1:40.049	0.141	
4	7	McC 21.954	24	FRO 27.103	24	FRO 13.050	7	McC 11.900	88	FOS 26.295	4	43	BRINTON	1:40.040	1:40.418	0.378	
5	43	BRI 21.960	43	BRI 27.121	19	McP 13.063	16	BUR 11.971	28	BAR 26.299	5	19	McPHEE	1:40.697	1:41.208	0.511	
6	64	EDM 21.977	99	WIL 27.160	43	BRI 13.096	19	McP 12.000	40	COR 26.331	6	64	EDMUNDS	1:40.864	1:41.345	0.481	
7	65	ROW 22.002	75	SUR 27.226	65	ROW 13.096	64	EDM 12.010	82	PAY 26.382	7	28	BARNES	1:40.972	1:41.453	0.481	
8	75	SUR 22.017	14	HAR 27.232	64	EDM 13.113	75	SUR 12.056	64	EDM 26.406	8	99	WILLIS	1:40.983	1:41.279	0.296	
9	29	BRO 22.078	29	BRO 27.232	99	WIL 13.147	29	BRO 12.079	99	WIL 26.406	9	75	SUROWIAK	1:40.989	1:41.315	0.326	
10	19	McP 22.084	16	BUR 27.310	7	McC 13.155	71	GOO 12.153	29	BRO 26.421	10	29	BROWN	1:41.209	1:42.910	1.701	
11	99	WIL 22.102	42	JOL 27.340	48	WAL 13.163	42	JOL 12.156	19	McP 26.464	11	16	BURROWS	1:41.278	1:41.628	0.350	
12	48	WAL 22.125	28	BAR 27.346	42	JOL 13.167	99	WIL 12.168	67	BOW 26.498	12	67	BOWES	1:41.425	1:41.499	0.074	
13	82	PAY 22.132	67	BOW 27.351	71	GOO 13.188	48	WAL 12.176	16	BUR 26.541	13	14	HARRIS	1:41.461	1:41.765	0.304	
14	67	BOW 22.135	64	EDM 27.358	88	FOS 13.196	28	BAR 12.192	48	WAL 26.549	14	42	JOLLIFFE	1:41.512	1:41.936	0.424	
15	14	HAR 22.149	82	PAY 27.501	67	BOW 13.196	67	BOW 12.245	65	ROW 26.614	15	88	FOSTER	1:41.542	1:42.027	0.485	
16	16	BUR 22.149	71	GOO 27.515	28	BAR 13.213	2	BAN 12.250	75	SUR 26.662	16	82	PAYNE	1:41.569	1:41.942	0.373	
17	42	JOL 22.155	65	ROW 27.546	91	RAY 13.234	88	FOS 12.256	14	HAR 26.688	17	65	ROWAN	1:41.596	1:41.909	0.313	
18	88	FOS 22.224	88	FOS 27.571	82	PAY 13.262	91	RAY 12.267	42	JOL 26.694	18	48	WALKER	1:41.614	1:42.026	0.412	
19	71	GOO 22.233	48	WAL 27.601	2	BAN 13.300	82	PAY 12.292	71	GOO 26.712	19	71	GOODMAN	1:41.801	1:42.006	0.205	
20	11	JON 22.290	2	BAN 27.685	16	BUR 13.307	65	ROW 12.338	2	BAN 26.721	20	2	BANNISTER	1:42.277	1:42.488	0.211	
21	2	BAN 22.321	11	JON 27.819	11	JON 13.326	11	JON 12.349	76	HUN 27.115	21	11	JONES	1:42.913	1:43.123	0.210	
22	91	RAY 22.461	91	RAY 28.143	76	HUN 13.373	14	HAR 12.426	11	JON 27.129	22	91	RAYMOND Jnr	1:43.272	1:43.604	0.332	
23	76	HUN 22.550	76	HUN 28.161	29	BRO 13.399	76	HUN 12.451	91	RAY 27.167	23	76	HUNTINGFORD	1:43.650	1:44.178	0.528	

MCRCB BULLETIN TK341**2024 Bennetts British Superbike Championship - Round 10****2024 R&G British Talent Cup****RACE 2 - BEST SPEEDS**

POS	INTERMEDIATE 1		INTERMEDIATE 2		INTERMEDIATE 3		INTERMEDIATE 4		FINISH LINE	
	NO	NAME MPH	NO	NAME MPH	NO	NAME MPH	NO	NAME MPH	NO	NAME MPH
1	43	BRINTON 121.3			24	FROST 125.6			24	FROST 93.9
2	40	CORREA 120.6			91	RAYMOND Jnr 125.6			64	EDMUNDS 92.8
3	19	McPHEE 120.6			75	SUROWIAK 125.2			40	CORREA 92.6
4	16	BURROWS 120.6			67	BOWES 125.2			91	RAYMOND Jnr 92.6
5	99	WILLIS 120.4			14	HARRIS 124.9			14	HARRIS 92.0
6	65	ROWAN 119.6			71	GOODMAN 124.7			43	BRINTON 91.9
7	24	FROST 119.4			76	HUNTINGFORD 124.2			75	SUROWIAK 91.8
8	64	EDMUNDS 118.9			11	JONES 124.2			28	BARNES 91.6
9	82	PAYNE 118.7			40	CORREA 123.8			7	McCABE 91.5
10	42	JOLLIFFE 118.5			48	WALKER 123.8			65	ROWAN 91.5
11	67	BOWES 118.5			42	JOLLIFFE 123.5			88	FOSTER 91.5
12	75	SUROWIAK 118.1			43	BRINTON 123.3			48	WALKER 91.5
13	11	JONES 117.7			19	McPHEE 123.3			67	BOWES 91.5
14	28	BARNES 117.5			28	BARNES 123.3			82	PAYNE 91.3
15	2	BANNISTER 116.9			65	ROWAN 123.1			99	WILLIS 91.3
16	71	GOODMAN 116.3			64	EDMUNDS 122.9			16	BURROWS 91.3
17	7	McCABE 115.7			99	WILLIS 122.9			71	GOODMAN 91.1
18	48	WALKER 115.1			16	BURROWS 122.6			11	JONES 91.1
19	88	FOSTER 114.3			82	PAYNE 122.2			42	JOLLIFFE 91.0
20	29	BROWN 114.1			88	FOSTER 121.7			29	BROWN 90.8
21	91	RAYMOND Jnr 113.7			29	BROWN 121.5			19	McPHEE 90.6
22	14	HARRIS 113.1			2	BANNISTER 121.3			76	HUNTINGFORD 90.1
23	76	HUNTINGFORD 112.9			7	McCABE 120.4			2	BANNISTER 89.8
24										

MCRCB BULLETIN TK342

2024 Bennetts British Superbike Championship - Round 10

2024 R&G British Talent Cup

RACE 2 - FASTEST LAP CLASSIFICATION

POS	RACE POS	NO	NAME	NAT	ENTRY	BEST	ON
1	3	40	Julian CORREA	USA	Honda - Microlise Cresswell Racing	1:39.814	9
2	1	7	Harley McCABE	GBR	Honda - Fibre Tec Honda	1:40.049	9
3	2	24	Ryan FROST	GBR	Honda - Fibre Tec Honda	1:40.127	13
4	4	43	Amanuel BRINTON	GBR	Honda - Kovara Projects / RS Racing	1:40.418	9
5	8	19	Scott McPHEE	GBR	Honda - SMP Racing	1:41.208	13
6	11	99	Peter WILLIS	GBR	Honda - Clonlough.ie by WM Racing	1:41.279	13
7	21	75	Filip SUROWIAK	GBR	Honda - Team City Lifting / RS Racing	1:41.315	3
8	5	64	Clayton EDMUNDS	GBR	Honda - Team City Lifting / RS Racing	1:41.345	3
9	17	28	Charlie BARNES	GBR	Honda - SENCAT Talent Team / Mortimer Racing	1:41.453	6
10	22	67	George BOWES	GBR	Honda - GB67 Racing	1:41.499	3
11	20	16	Jack BURROWS	GBR	Honda - Burrows Engineering / RK Racing	1:41.628	3
12	18	14	Bill HARRIS	GBR	Honda - Team Harris Racing / RS Racing	1:41.765	6
13	6	65	Alexander ROWAN	GBR	Honda - Alexander Rowan Racing	1:41.909	3
14	12	42	Ben JOLLIFFE	GBR	Honda - Wilson Racing	1:41.936	11
15	9	82	Kyle PAYNE	GBR	Honda - Illusion Racing	1:41.942	7
16	13	71	Daniel GOODMAN	GBR	Honda - Fibre Tec Honda	1:42.006	11
17	10	48	Ollie WALKER	GBR	Honda - Walker Racing	1:42.026	6
18	7	88	Mason FOSTER	GBR	Honda - Sublime	1:42.027	6
19	14	2	Josh BANNISTER	GBR	Honda - Dunsley Heat Racing	1:42.488	7
20	23	29	Lucas BROWN	GBR	Honda - SENCAT Talent Team / Mortimer Racing	1:42.910	2
21	19	11	Iwan JONES	GBR	Honda - Jones Brothers Racing	1:43.123	4
22	16	91	Joshua RAYMOND Jnr	USA	Honda - Fibre Tec Honda	1:43.604	4
23	15	76	Charlie HUNTINGFORD	GBR	Honda - Mototechniks	1:44.178	11

MCRCB BULLETIN TK343

2024 Bennetts British Superbike Championship - Round 10

2024 R&G British Talent Cup

RACE 2 - STATISTICS

Competitors Started	23
Planned Start	2024-09-29 @ 10:45:00.000
Actual Start	2024-09-29 @ 10:45:17.970
Finish Time	2024-09-29 @ 11:08:48.706
Track Length	2.4873mi.
Total Laps	266
Total Distance Covered	661.6348mi.

Session Fastest Lap History

NO	NAME	LAP TIME	TIME OF DAY	LAP	VEHICLE
7	Harley McCABE	1:41.837	10:48:43.165	2	Honda
24	Ryan FROST	1:41.412	10:48:43.742	2	Honda
7	Harley McCABE	1:41.040	10:50:24.205	3	Honda
7	Harley McCABE	1:40.780	10:52:04.986	4	Honda
24	Ryan FROST	1:40.762	10:52:05.613	4	Honda
40	Julian CORREA	1:40.648	10:52:05.689	4	Honda
40	Julian CORREA	1:40.589	10:53:46.286	5	Honda
7	Harley McCABE	1:40.432	10:55:26.222	6	Honda
7	Harley McCABE	1:40.375	10:58:47.308	8	Honda
24	Ryan FROST	1:40.196	10:58:48.425	8	Honda
40	Julian CORREA	1:39.950	10:58:48.999	8	Honda
40	Julian CORREA	1:39.814	11:00:28.813	9	Honda

Session Leader History

NO	NAME	FROM LAP	LAPS LED	DISTANCE	VEHICLE
7	Harley McCABE	1	14	34.78 miles	Honda

Flag History

TYPE	TIME OF DAY
GREEN	10:45:17.970
FINISH	11:08:48.706

Flag Statistics

TYPE	COUNT	TOTAL LAPS	TOTAL TIME
Green	1	14	26:08.669
Red	0	0	0.000
Safety Car	0	0	0.000
FCY	0	0	0.000

MCRCB BULLETIN TK344

2024 Bennetts British Superbike Championship - Round 10

2024 R&G British Talent Cup

RACE 2 - SESSION NOTES

TIME	MESSAGE
10:33:03	PITLANE OPEN
10:38:07	PITLANE CLOSED
10:38:11	5 MINUTES TO WARM UP LAP
10:40:04	3 MINUTES TO WARM UP LAP
10:41:41	NO.19 LEAVING THE GRID
10:42:04	1 MINUTE TO WARM UP LAP
10:42:35	30 SECONDS TO WARM UP LAP
10:42:44	GREEN FLAG - WARM UP LAP
10:44:35	RACE START
10:47:43	LONG LAP X2 NO. 14
10:47:54	JUMP START
10:47:56	
10:47:57	
10:50:12	NO.29 FALLER AT T8 COPPICE - RIDER OK
10:50:21	JUMP START
10:51:54	INCIDENT AT TURN 8 UNDER INVESTIGATION
10:52:20	NO.16 & 75 FALLERS AT T8 COPPICE - RIDERS OK
10:52:32	NO.67 FALLER AT T12 GODDARDS - RIDER OK
10:53:19	JUMP START
10:54:27	RIDE THROUGH PENALTY NO. 14
10:54:42	DID NOT COMPLETE LLP X2
10:54:43	
10:55:50	NO.11 ENTERED PITS
10:56:02	RIDE THROUGH PENALTY NO. 14
10:57:51	
10:58:57	EXCEEDED PIT LANE LIMIT
10:59:04	EXCEEDED PIT LANE SPEED LIMIT
11:01:21	TWO THIRDS DISTANCE COMPLETED
11:01:25	EXCEEDED PIT LANE SPEED LIMIT
11:01:32	
11:04:23	BLACK FLAG NO. 14
11:04:23	
11:04:49	DID NOT COMPLETE REPEAT RIDE THROUGH PENALTY
11:07:54	NO.28 FALLER AT T1 REDGATE - RIDER OK

MCRCB BULLETIN TK345

2024 Bennetts British Superbike Championship - Round 10

2024 R&G British Talent Cup

RACE 2 - WEATHER CONDITIONS

