

RACE 1 - CLASSIFICATION

Race Distance: 14 Laps / 34.82 miles

POS	NO	NAME	NAT	ENTRY	LAPS	TIME	GAP	DIFF	MPH	BEST	ON	GRD	↑↓
1	29	Lucas BROWN	GBR	Honda - SENCAT Talent Team / Mortimer Racing	14	23:35.821			88.44	1:39.893	13	2	1
2	75	Filip SUROWIAK	GBR	Honda - Team City Lifting / RS Racing	14	23:36.348	0.527	0.527	88.41	1:40.232	12	3	1
3	43	Amanuel BRINTON	GBR	Honda - Kovara Projects / RS Racing	14	23:36.501	0.680	0.153	88.40	1:40.064	12	4	1
4	7	Harley McCABE	GBR	Honda - Fibre Tec Honda	14	23:36.829	1.008	0.328	88.38	1:40.224	12	5	1
5	40	Julian CORREA	USA	Honda - Microlise Cresswell Racing	14	23:39.685	3.864	2.856	88.20	1:40.105	12	6	1
6	28	Charlie BARNES	GBR	Honda - SENCAT Talent Team / Mortimer Racing	14	23:48.089	12.268	8.404	87.68	1:41.027	9	8	2
7	67	George BOWES	GBR	Honda - GB67 Racing	14	23:49.576	13.755	1.487	87.59	1:41.105	12	15	8
8	16	Jack BURROWS	GBR	Honda - Burrows Engineering / RK Racing	14	23:49.940	14.119	0.364	87.57	1:40.909	14	10	2
9	64	Clayton EDMUNDS	GBR	Honda - Team City Lifting / RS Racing	14	23:50.162	14.341	0.222	87.56	1:40.841	14	11	2
10	65	Alexander ROWAN	GBR	Honda - Alexander Rowan Racing	14	23:51.190	15.369	1.028	87.49	1:41.287	9	9	-1
11	88	Mason FOSTER	GBR	Honda - Sublime	14	24:00.867	25.046	9.677	86.91	1:42.231	6	12	1
12	19	Scott McPHEE	GBR	Honda - SMP Racing	14	24:02.036	26.215	1.169	86.83	1:41.902	14	25	13
13	42	Ben JOLLIFFE	GBR	Honda - Wilson Racing	14	24:02.123	26.302	0.087	86.83	1:41.876	14	13	0
14	14	Bill HARRIS	GBR	Honda - Team Harris Racing / RS Racing	14	24:02.318	26.497	0.195	86.82	1:41.668	11	19	5
15	48	Ollie WALKER	GBR	Honda - Walker Racing	14	24:02.403	26.582	0.085	86.81	1:41.537	13	17	2
16	82	Kyle PAYNE	GBR	Honda - Illusion Racing	14	24:02.723	26.902	0.320	86.79	1:41.616	11	18	2
17	99	Peter WILLIS	GBR	Honda - Clonlough.ie by WM Racing	14	24:04.645	28.824	1.922	86.68	1:41.930	13	20	3
18	71	Daniel GOODMAN	GBR	Honda - Fibre Tec Honda	14	24:06.434	30.613	1.789	86.57	1:42.256	11	16	-2
19	2	Josh BANNISTER	GBR	Honda - Dunsley Heat Racing	14	24:15.536	39.715	9.102	86.03	1:42.744	8	14	-5
20	11	Iwan JONES	GBR	Honda - Jones Brothers Racing	14	24:27.857	52.036	12.321	85.31	1:43.779	14	23	3
21	91	Joshua RAYMOND Jnr	USA	Honda - Fibre Tec Honda	14	24:27.859	52.038	0.002	85.31	1:43.631	9	21	0
22	76	Charlie HUNTINGFORD	GBR	Honda - Mototechniks	14	24:28.462	52.641	0.603	85.27	1:43.769	14	22	0

NOT CLASSIFIED

DNF	22	Jensen BISHOP	GBR	Honda - Wilson Racing / JBR	12	21:28.904	2 Laps	2 Laps	83.26	1:45.992	12	24	
DNF	61	Harrison MACKAY	GBR	Honda - Wilson Racing / HMR	1	1:49.594	13 Laps	11 Laps	80.46			7	
DNF	24	Ryan FROST	GBR	Honda - Fibre Tec Honda	0							1	

FASTEST LAP

29	Lucas BROWN	GBR	Honda - SENCAT Talent Team / Mortimer Racing	13	1:39.893			89.64 mph		144.26 kph			
----	-------------	-----	--	----	----------	--	--	-----------	--	------------	--	--	--

Comments:

#40 - Long Lap equivalent time penalty (3 Secs) - Overtaking in Yellow Flag Zone - T3 - Lap14

Weather / Track : Cloudy / Dry

These results are provisional until the conclusion of any judicial and technical matters.

Date: 28/09/2024 Start: 14:35 Finish: 14:58

Donington Park GP: 2.4873 miles

Race Director: Stuart Higgs

S. Higgs

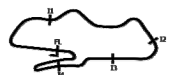
Digitally Approved at 15:20 Saturday, 28 September 2024

Stewards:

Timekeeper: Richard Evans

R. EVANS

Digitally Approved at 15:09 Saturday, 28 September 2024

Results can be found at www.tsl-timing.com

Printed - 15:02 Saturday, 28 September 2024

MCRCB BULLETIN TK208

2024 Bennetts British Superbike Championship - Round 10

2024 R&G British Talent Cup

RACE 1 - LAP CHART

LAP 1 @ 14:37:07.927

NO	BEHIND	LAP TIME
75		1:45.472
29	0.147	1:45.619
40	0.306	1:45.778
7	0.477	1:45.949
43	0.676	1:46.148
28	1.227	1:46.699
16	1.449	1:46.921
65	1.785	1:47.257
64	1.875	1:47.347
67	2.036	1:47.508
88	2.315	1:47.787
42	2.727	1:48.199
71	3.443	1:48.915
82	3.756	1:49.228
61	4.122	1:49.594
2	4.292	1:49.764
99	4.383	1:49.855
76	4.870	1:50.342
48	4.956	1:50.428
19	5.325	1:50.797
14	5.574	1:51.046
91	5.741	1:51.213
11	5.882	1:51.354
22	7.611	1:53.083

LAP 2 @ 14:38:49.422

NO	BEHIND	LAP TIME
29		1:41.348
75	0.243	1:41.738
40	0.451	1:41.640
7	0.580	1:41.598
43	0.784	1:41.603
65	1.620	1:41.330
28	1.723	1:41.991
16	2.758	1:42.804
64	2.996	1:42.616
67	3.154	1:42.613
88	3.347	1:42.527
42	4.510	1:43.278
71	5.338	1:43.390
82	5.793	1:43.532
99	5.934	1:43.046
2	6.486	1:43.689
19	7.095	1:43.265
14	7.713	1:43.634
48	7.717	1:44.256
76	8.893	1:45.518
11	9.175	1:44.788
91	9.399	1:45.153
22	13.968	1:47.852

LAP 3 @ 14:40:30.553

NO	BEHIND	LAP TIME
75		1:40.888
40	0.082	1:40.762
29	0.282	1:41.413
7	0.482	1:41.033
43	0.648	1:40.995
28	2.229	1:41.637
65	2.428	1:41.939
64	3.636	1:41.771
16	3.828	1:42.201

Weather / Track : Cloudy / Dry

67	4.124	1:42.101
88	4.486	1:42.270
42	6.697	1:43.318
71	7.109	1:42.902
82	7.330	1:42.668
99	7.696	1:42.893
19	8.595	1:42.631
2	9.069	1:43.714
14	9.286	1:42.704
48	9.414	1:42.828
76	12.215	1:44.453
11	12.326	1:44.282
91	12.660	1:44.392
22	20.347	1:47.510

LAP 4 @ 14:42:11.384

NO	BEHIND	LAP TIME
40		1:40.749
75	0.303	1:41.134
7	0.390	1:40.739
29	0.591	1:41.140
43	0.899	1:41.082
28	3.598	1:42.200
65	3.786	1:42.189
64	4.555	1:41.750
16	4.829	1:41.832
67	5.395	1:42.102
88	6.105	1:42.450
42	9.492	1:43.626
71	9.752	1:43.474
99	10.007	1:43.142
82	10.246	1:43.747
19	10.463	1:42.699
14	11.208	1:42.753
48	11.291	1:42.708
2	11.575	1:43.337
11	15.685	1:44.190
91	16.109	1:44.280
76	16.717	1:45.333
22	26.600	1:47.084

LAP 5 @ 14:43:52.097

NO	BEHIND	LAP TIME
29		1:40.122
75	0.233	1:40.643
40	0.388	1:41.101
7	0.548	1:40.871
43	0.657	1:40.471
28	4.966	1:42.081
65	5.121	1:42.048
64	5.767	1:41.925
16	6.309	1:42.193
67	6.548	1:41.866
88	7.904	1:42.512
71	11.584	1:42.545
42	11.911	1:43.132
19	12.449	1:42.699
82	12.659	1:43.126
99	12.845	1:43.551
14	13.218	1:42.723
48	13.390	1:42.812
2	14.038	1:43.176
91	19.035	1:43.639
11	19.492	1:44.520
76	20.734	1:44.730

LAP 6 @ 14:45:32.744

NO	BEHIND	LAP TIME
40		1:40.259
75	0.110	1:40.524
29	0.304	1:40.951
7	0.468	1:40.567
43	0.736	1:40.726
28	6.122	1:41.803
65	6.361	1:41.887
64	6.503	1:41.383
16	7.072	1:41.410
67	7.586	1:41.685
88	9.488	1:42.231
19	13.733	1:41.931
71	14.034	1:43.097
82	14.239	1:42.227
42	14.352	1:43.088
99	14.786	1:42.588
48	14.999	1:42.256
14	15.208	1:42.637
2	16.247	1:42.856
91	22.559	1:44.171
11	22.840	1:43.995
76	24.081	1:43.994
22	38.575	1:46.788

LAP 7 @ 14:47:13.571

NO	BEHIND	LAP TIME
75		1:40.717
29	0.128	1:40.651
40	0.328	1:41.155
43	0.510	1:40.601
7	0.770	1:41.129
28	7.138	1:41.843
65	7.422	1:41.888
64	7.548	1:41.872
16	7.653	1:41.408
67	8.129	1:41.370
88	11.203	1:42.542
19	15.504	1:42.598
71	15.718	1:42.511
42	15.954	1:42.429
48	16.127	1:41.955
82	16.423	1:43.011
14	16.646	1:42.265
99	16.865	1:42.906
2	18.475	1:43.055
11	26.427	1:44.414
91	26.666	1:44.934
76	27.305	1:44.051
22	44.209	1:46.461

LAP 8 @ 14:48:55.154

NO	BEHIND	LAP TIME
40		1:41.255
75	0.108	1:41.691
29	0.201	1:41.656
43	0.337	1:41.410
7	0.476	1:41.289
28	7.123	1:41.568
64	7.419	1:41.454
65	7.737	1:41.898

16	7.934	1:41.864
67	8.067	1:41.521
88	12.309	1:42.689
19	16.208	1:42.287
71	16.600	1:42.465
48	16.738	1:42.194
42	16.994	1:42.623
14	17.358	1:42.295
99	17.541	1:42.259
82	17.804	1:42.964
2	19.636	1:42.744
11	28.713	1:43.869
91	29.213	1:44.130
76	30.114	1:44.392
22	49.706	1:47.080

LAP 9 @ 14:50:35.710

NO	BEHIND	LAP TIME
40		1:40.556
75	0.151	1:40.599
29	0.315	1:40.670
43	0.553	1:40.772
7	0.673	1:40.753
28	7.594	1:41.027
65	8.468	1:41.287
64	8.570	1:41.707
67	8.730	1:41.219
16	9.145	1:41.767
88	14.776	1:43.023
19	18.096	1:42.444
71	18.677	1:42.633
48	18.778	1:42.596
42	18.801	1:42.363
14	18.995	1:42.193
99	19.220	1:42.235
82	19.449	1:42.201
2	22.309	1:43.229
91	32.288	1:43.631
11	32.648	1:44.491
76	34.033	1:44.475
22	55.627	1:46.477

LAP 10 @ 14:52:16.181

NO	BEHIND	LAP TIME
40		1:40.471
75	0.168	1:40.488
29	0.279	1:40.435
43	0.465	1:40.383
7	0.706	1:40.504
28	8.416	1:41.293
65	10.042	1:42.045
64	10.123	1:42.024
67	10.311	1:42.052
16	10.475	1:41.801
88	16.774	1:42.469
19	19.895	1:42.270
42	20.303	1:41.973
14	20.546	1:42.022
48	20.697	1:42.390
99	21.260	1:42.511
82	21.544	1:42.566
71	21.915	1:43.709
2	25.784	1:43.946
91	36.647	1:44.830
11	36.911	1:44.734

LAP 11 @ 14:53:56.711

NO	BEHIND	LAP TIME
29		1:40.251
40	0.247	1:40.777
43	0.445	1:40.510
75	0.618	1:40.980
7	0.849	1:40.673
28	9.180	1:41.294
64	11.137	1:41.544
65	11.569	1:42.057
16	11.661	1:41.716
67	11.778	1:41.997
88	18.746	1:42.502
19	21.524	1:42.159
14	21.684	1:41.668
42	21.880	1:42.107
48	22.047	1:41.880
82	22.630	1:41.616
99	22.860	1:42.130
71	23.641	1:42.256
2	28.953	1:43.699
91	40.920	1:44.803
11	41.230	1:44.849
76	41.619	1:44.505
22	1:08.656	1:46.507

LAP 12 @ 14:55:37.063

NO	BEHIND	LAP TIME
40		1:40.105
43	0.157	1:40.064
29	0.284	1:40.636
75	0.498	1:40.232
7	0.721	1:40.224
28	10.179	1:41.351
67	12.531	1:41.105
65	12.779	1:41.562
64	12.907	1:42.122
16	13.161	1:41.852
88	20.972	1:42.578
14	23.157	1:41.825
42	23.409	1:41.881
19	23.536	1:42.364
48	23.783	1:42.088
82	24.044	1:41.766
99	24.444	1:41.936
71	25.980	1:42.691
2	32.144	1:43.543
11	44.888	1:44.010
91	45.303	1:44.735
76	45.966	1:44.699
22	1:14.296	1:45.992

LAP 13 @ 14:57:17.240

NO	BEHIND	LAP TIME
29		1:39.893
40	0.405	1:40.582
75	0.565	1:40.244
43	0.663	1:40.683
7	1.001	1:40.457
28	11.181	1:41.179
67	13.613	1:41.259

MCRCB BULLETIN TK208

2024 Bennetts British Superbike Championship - Round 10

2024 R&G British Talent Cup

RACE 1 - LAP CHART

16	14.246	1:41.262
64	14.536	1:41.806
65	15.015	1:42.413
88	23.556	1:42.761
14	25.025	1:42.045
48	25.143	1:41.537
19	25.349	1:41.990
42	25.462	1:42.230
82	25.726	1:41.859
99	26.197	1:41.930
71	28.605	1:42.802
2	36.259	1:44.292
91	49.017	1:43.891
11	49.293	1:44.582
76	49.908	1:44.119

LAP 14 @ 14:58:58.276

NO	BEHIND	LAP TIME
29		1:41.036
75	0.527	1:40.998
43	0.680	1:41.053
40	0.864	1:41.495
7	1.008	1:41.043
28	12.268	1:42.123
67	13.755	1:41.178
16	14.119	1:40.909
64	14.341	1:40.841
65	15.369	1:41.390
88	25.046	1:42.526
19	26.215	1:41.902
42	26.302	1:41.876
14	26.497	1:42.508
48	26.582	1:42.475
82	26.902	1:42.212
99	28.824	1:43.663
71	30.613	1:43.044
2	39.715	1:44.492
11	52.036	1:43.779
91	52.038	1:44.057
76	52.641	1:43.769

MCRCB BULLETIN TK209

2024 Bennetts British Superbike Championship - Round 10

2024 R&G British Talent Cup

RACE 1 - POSITION CHART

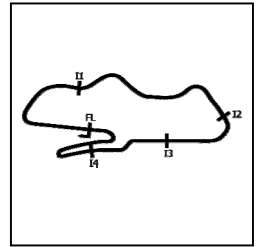
No	Name	Lap														
		Pos	1	2	3	4	5	6	7	8	9	10	11	12	13	14
24	FROST	1	75	29	75	40	29	40	75	40	40	40	29	40	29	29
29	BROWN	2	29	75	40	75	75	75	29	75	75	75	40	43	40	75
75	SUROWIAK	3	40	40	29	7	40	29	40	29	29	29	43	29	75	43
43	BRINTON	4	7	7	7	29	7	7	43	43	43	43	75	75	43	40
7	McCABE	5	43	43	43	43	43	43	7	7	7	7	7	7	7	7
40	CORREA	6	28	65	28	28	28	28	28	28	28	28	28	28	28	28
61	MACKAY	7	16	28	65	65	65	65	65	64	65	65	64	67	67	67
28	BARNES	8	65	16	64	64	64	64	64	65	64	64	65	65	16	16
65	ROWAN	9	64	64	16	16	16	16	16	16	67	67	16	64	64	64
16	BURROWS	10	67	67	67	67	67	67	67	67	16	16	67	16	65	65
64	EDMUNDS	11	88	88	88	88	88	88	88	88	88	88	88	88	88	88
88	FOSTER	12	42	42	42	42	71	19	19	19	19	19	19	14	14	19
42	JOLLIFFE	13	71	71	71	71	42	71	71	71	71	42	14	42	48	42
2	BANNISTER	14	82	82	82	99	19	82	42	48	48	14	42	19	19	14
67	BOWES	15	61	99	99	82	82	42	48	42	42	48	48	48	42	48
71	GOODMAN	16	2	2	19	19	99	99	82	14	14	99	82	82	82	82
48	WALKER	17	99	19	2	14	14	48	14	99	99	82	99	99	99	99
82	PAYNE	18	76	14	14	48	48	14	99	82	82	71	71	71	71	71
14	HARRIS	19	48	48	48	2	2	2	2	2	2	2	2	2	2	2
99	WILLIS	20	19	76	76	11	91	91	11	11	91	91	91	11	91	11
91	RAYMOND Jnr	21	14	11	11	91	11	11	91	91	11	11	11	91	11	91
76	HUNTINGFORD	22	91	91	91	76	76	76	76	76	76	76	76	76	76	76
11	JONES	23	11	22	22	22	22	22	22	22	22	22	22	22	22	22
22	BISHOP	24	22													
19	McPHEE	25														

MCRCB BULLETIN TK210

2024 Bennetts British Superbike Championship - Round 10

2024 R&G British Talent Cup

RACE 1 - SECTOR ANALYSIS



SECTOR 1 = FL to I1, SECTOR 2 = I1 to I2, SECTOR 3 = I2 to I3, SECTOR 4 = I3 to I4, SECTOR 5 = I4 to FL, DIFF = Difference To Personal Best Lap, P = Crossed Finish Line in Pit Lane, D = Time Disallowed

P1 29		Lucas BROWN					Honda - SENCAT Talent Team / Mortimer Racing					
IDEAL LAP TIME : 1:39.635		BEST LAP TIME : 1:39.893					DIFFERENCE : 0.258					
LAP	SECTOR 1	SECTOR 2	SECTOR 3	SECTOR 4	SECTOR 5	LAP TIME	MPH	DIFF	TIME OF DAY			
1-		114.9	27.575	13.422	116.7	12.776	26.556	88.7	1:45.619	84.78	5.726	14:37:08.074
2-	22.181	113.5	27.114	13.389	120.4	12.226	26.438	88.3	1:41.348	88.35	1.455	14:38:49.422
3-	22.219	119.4	26.934	13.443	115.1	12.315	26.502	89.4	1:41.413	88.29	1.520	14:40:30.835
4-	21.918	120.0	26.777	13.480	116.7	12.488	26.477	90.0	1:41.140	88.53	1.247	14:42:11.975
5-	21.862	122.2	26.728	13.257	118.5	12.162	26.113	88.6	1:40.122 (2)	89.43	0.229	14:43:52.097
6-	22.243	119.4	26.744	13.472	114.9	12.321	26.171	89.4	1:40.951	88.70	1.058	14:45:33.048
7-	21.986	116.9	26.859	13.301	116.9	12.252	26.253	89.3	1:40.651	88.96	0.758	14:47:13.699
8-	22.065	117.5	26.948	13.516	110.1	12.586	26.541	89.3	1:41.656	88.08	1.763	14:48:55.355
9-	21.889	117.7	26.717	13.443	117.7	12.171	26.450	89.8	1:40.670	88.94	0.777	14:50:36.025
10-	21.843	120.0	26.777	13.301	118.3	12.266	26.248	89.9	1:40.435	89.15	0.542	14:52:16.460
11-	21.787	119.1	26.900	13.383	118.1	12.051	26.130	89.1	1:40.251 (3)	89.32	0.358	14:53:56.711
12-	22.071	119.8	26.718	13.399	116.5	11.972	26.476	90.1	1:40.636	88.97	0.743	14:55:37.347
13-	21.821	121.1	26.695	13.287	119.4	11.963	26.127	87.8	1:39.893 (1)	89.64		14:57:17.240
14-	22.258	118.3	27.254	13.604	119.8	11.987	25.933	88.8	1:41.036	88.62	1.143	14:58:58.276

P2 75		Filip SUROWIAK					Honda - Team City Lifting / RS Racing					
IDEAL LAP TIME : 1:39.637		BEST LAP TIME : 1:40.232					DIFFERENCE : 0.595					
LAP	SECTOR 1	SECTOR 2	SECTOR 3	SECTOR 4	SECTOR 5	LAP TIME	MPH	DIFF	TIME OF DAY			
1-		112.5	27.546	13.500	117.1	12.721	26.502	89.1	1:45.472	84.89	5.240	14:37:07.927
2-	22.116	115.3	27.410	13.339	120.4	12.523	26.350	90.4	1:41.738	88.01	1.506	14:38:49.665
3-	22.143	112.0	26.987	13.279	120.9	12.218	26.261	89.2	1:40.888	88.75	0.656	14:40:30.553
4-	22.128	117.5	27.079	13.287	119.1	12.489	26.151	90.1	1:41.134	88.54	0.902	14:42:11.687
5-	21.967	115.7	27.073	13.122	122.0	12.091	26.390	90.4	1:40.643	88.97	0.411	14:43:52.330
6-	22.182	116.9	26.895	13.182	120.0	12.103	26.162	90.5	1:40.524	89.07	0.292	14:45:32.854
7-	21.958	119.1	27.241	13.132	120.4	12.181	26.205	89.7	1:40.717	88.90	0.485	14:47:13.571
8-	22.035	119.6	27.179	13.444	118.1	12.399	26.634	89.2	1:41.691	88.05	1.459	14:48:55.262
9-	21.917	117.3	27.035	13.249	118.9	12.197	26.201	90.9	1:40.599	89.01	0.367	14:50:35.861
10-	21.928	119.1	26.892	13.274	119.6	12.229	26.165	90.5	1:40.488 (3)	89.10	0.256	14:52:16.349
11-	21.821	118.7	27.078	13.340	118.1	12.588	26.153	91.3	1:40.980	88.67	0.748	14:53:57.329
12-	21.860	118.9	26.919	13.257	120.0	11.967	26.229	90.5	1:40.232 (1)	89.33		14:55:37.561
13-	21.858	120.2	26.749	13.064	123.8	12.210	26.363	90.6	1:40.244 (2)	89.32	0.012	14:57:17.805
14-	21.904	116.9	27.212	13.474	120.2	12.372	26.036	89.9	1:40.998	88.65	0.766	14:58:58.803

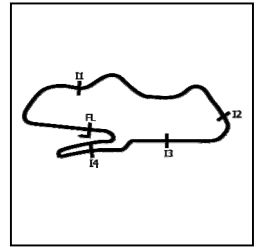
P3 43		Amanuel BRINTON					Honda - Kovara Projects / RS Racing					
IDEAL LAP TIME : 1:39.784		BEST LAP TIME : 1:40.064					DIFFERENCE : 0.280					
LAP	SECTOR 1	SECTOR 2	SECTOR 3	SECTOR 4	SECTOR 5	LAP TIME	MPH	DIFF	TIME OF DAY			
1-		115.3	27.657	13.272	120.4	12.708	26.943	89.9	1:46.148	84.35	6.084	14:37:08.603
2-	22.032	113.9	27.112	13.278	120.2	12.552	26.629	89.9	1:41.603	88.13	1.539	14:38:50.206
3-	21.886	115.3	26.951	13.192	122.0	12.415	26.551	89.9	1:40.995	88.66	0.931	14:40:31.201
4-	21.862	118.7	26.914	13.188	121.3	12.490	26.628	90.4	1:41.082	88.58	1.018	14:42:12.283
5-	21.839	122.2	27.032	13.321	117.5	11.974	26.305	90.9	1:40.471 (3)	89.12	0.407	14:43:52.754
6-	21.911	114.1	27.025	13.125	120.9	12.328	26.337	90.4	1:40.726	88.89	0.662	14:45:33.480
7-	21.850	121.3	26.924	13.130	121.5	12.366	26.331	90.5	1:40.601	89.00	0.537	14:47:14.081
8-	21.913	121.1	26.945	13.381	117.1	12.377	26.794	89.9	1:41.410	88.29	1.346	14:48:55.491
9-	21.868	118.3	27.001	13.219	120.9	12.189	26.495	90.0	1:40.772	88.85	0.708	14:50:36.263
10-	21.880	120.2	26.863	13.199	119.4	12.312	26.129	90.4	1:40.383 (2)	89.20	0.319	14:52:16.646
11-	21.791	120.9	27.031	13.126	121.5	12.206	26.356	90.4	1:40.510	89.09	0.446	14:53:57.156
12-	21.854	121.3	26.812	13.138	119.6	12.041	26.219	89.8	1:40.064 (1)	89.48		14:55:37.220
13-	22.061	122.9	26.767	13.135	121.1	12.340	26.380	90.8	1:40.683	88.93	0.619	14:57:17.903
14-	22.003	119.4	27.108	13.430	121.3	12.385	26.127	89.8	1:41.053	88.61	0.989	14:58:58.956

MCRCB BULLETIN TK210

2024 Bennetts British Superbike Championship - Round 10

2024 R&G British Talent Cup

RACE 1 - SECTOR ANALYSIS



SECTOR 1 = FL to I1, SECTOR 2 = I1 to I2, SECTOR 3 = I2 to I3, SECTOR 4 = I3 to I4, SECTOR 5 = I4 to FL, DIFF = Difference To Personal Best Lap, P = Crossed Finish Line in Pit Lane, D = Time Disallowed

P4		7		Harley McCABE		Honda - Fibre Tec Honda						
IDEAL LAP TIME : 1:39.757		BEST LAP TIME : 1:40.224		DIFFERENCE : 0.467								
LAP	SECTOR 1	SECTOR 2	SECTOR 3	SECTOR 4	SECTOR 5	LAP TIME	MPH	DIFF	TIME OF DAY			
1-		114.7	27.676	13.227	121.3	12.653	26.973	90.8	1:45.949	84.51	5.725	14:37:08.404
2-	21.932	114.7	27.256	13.287	120.2	12.548	26.575	90.8	1:41.598	88.13	1.374	14:38:50.002
3-	21.857	112.2	27.069	13.225	122.0	12.422	26.460	90.6	1:41.033	88.62	0.809	14:40:31.035
4-	21.900	119.4	26.932	13.209	119.8	12.368	26.330	91.0	1:40.739	88.88	0.515	14:42:11.774
5-	21.751	120.9	26.801	13.291	119.8	12.303	26.725	91.0	1:40.871	88.77	0.647	14:43:52.645
6-	21.917	114.9	27.010	13.179	120.2	12.289	26.172	90.6	1:40.567	89.03	0.343	14:45:33.212
7-	21.913	115.7	27.006	13.186	120.4	12.348	26.676	90.9	1:41.129	88.54	0.905	14:47:14.341
8-	21.748	120.0	27.028	13.293	119.4	12.581	26.639	91.3	1:41.289	88.40	1.065	14:48:55.630
9-	21.813	119.4	27.057	13.208	121.5	12.273	26.402	91.0	1:40.753	88.87	0.529	14:50:36.383
10-	21.668	118.7	27.069	13.137	122.2	12.224	26.406	91.0	1:40.504 (3)	89.09	0.280	14:52:16.887
11-	21.702	118.3	27.017	13.201	120.6	12.583	26.170	91.3	1:40.673	88.94	0.449	14:53:57.560
12-	21.739	118.5	27.011	13.222	119.4	12.094	26.158	90.5	1:40.224 (1)	89.34		14:55:37.784
13-	21.837	118.3	26.731	13.106	121.7	12.205	26.578	88.5	1:40.457 (2)	89.13	0.233	14:57:18.241
14-	21.879	119.1	26.986	13.458	120.4	12.375	26.345	91.1	1:41.043	88.62	0.819	14:58:59.284

P5		40		Julian CORREA		Honda - Microlise Cresswell Racing						
IDEAL LAP TIME : 1:39.877		BEST LAP TIME : 1:40.105		DIFFERENCE : 0.228								
LAP	SECTOR 1	SECTOR 2	SECTOR 3	SECTOR 4	SECTOR 5	LAP TIME	MPH	DIFF	TIME OF DAY			
1-		114.3	27.459	13.318	119.1	12.663	26.835	90.8	1:45.778	84.65	5.673	14:37:08.233
2-	21.925	112.7	27.114	13.442	117.9	12.361	26.798	90.5	1:41.640	88.09	1.535	14:38:49.873
3-	21.881	115.7	26.911	13.296	118.1	12.111	26.563	91.1	1:40.762	88.86	0.657	14:40:30.635
4-	21.900	118.7	27.044	13.361	117.5	12.096	26.348	89.4	1:40.749	88.87	0.644	14:42:11.384
5-	21.902	122.0	26.864	13.423	116.9	12.289	26.623	91.0	1:41.101	88.56	0.996	14:43:52.485
6-	21.964	116.7	26.833	13.217	117.5	11.968	26.277	89.7	1:40.259 (2)	89.31	0.154	14:45:32.744
7-	21.976	119.4	26.958	13.459	117.5	12.257	26.505	91.4	1:41.155	88.52	1.050	14:47:13.899
8-	21.796	117.3	27.163	13.396	117.1	12.375	26.525	89.7	1:41.255	88.43	1.150	14:48:55.154
9-	21.951	118.5	26.990	13.231	118.1	12.015	26.369	88.7	1:40.556	89.04	0.451	14:50:35.710
10-	21.951	119.8	26.743	13.456	116.7	12.019	26.302	89.4	1:40.471 (3)	89.12	0.366	14:52:16.181
11-	21.935	117.3	26.954	13.442	117.3	12.159	26.287	90.0	1:40.777	88.85	0.672	14:53:56.958
12-	21.912	117.9	26.786	13.178	118.1	11.883	26.346	89.1	1:40.105 (1)	89.45		14:55:37.063
13-	21.918	118.7	26.743	13.347	117.7	12.153	26.421	86.8	1:40.582	89.02	0.477	14:57:17.645
14-	22.040	119.6	27.154	13.486	118.5	12.404	26.411	90.6	1:41.495	88.22	1.390	14:58:59.140

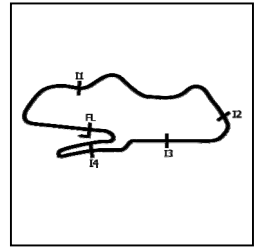
P6		28		Charlie BARNES		Honda - SENCAT Talent Team / Mortimer Racing						
IDEAL LAP TIME : 1:40.849		BEST LAP TIME : 1:41.027		DIFFERENCE : 0.178								
LAP	SECTOR 1	SECTOR 2	SECTOR 3	SECTOR 4	SECTOR 5	LAP TIME	MPH	DIFF	TIME OF DAY			
1-		115.3	27.700	13.492	118.1	12.624	27.030	89.7	1:46.699	83.92	5.672	14:37:09.154
2-	21.973	116.1	27.190	13.427	117.9	12.455	26.946	90.4	1:41.991	87.79	0.964	14:38:51.145
3-	21.989	112.0	27.177	13.460	117.1	12.437	26.574	89.3	1:41.637	88.10	0.610	14:40:32.782
4-	22.184	113.3	27.251	13.442	118.7	12.601	26.722	89.1	1:42.200	87.61	1.173	14:42:14.982
5-	22.039	115.3	27.274	13.620	114.9	12.608	26.540	87.4	1:42.081	87.71	1.054	14:43:57.063
6-	22.087	114.7	27.089	13.465	115.5	12.600	26.562	89.3	1:41.803	87.95	0.776	14:45:38.866
7-	22.086	116.5	27.136	13.624	115.1	12.547	26.450	89.8	1:41.843	87.92	0.816	14:47:20.709
8-	22.113	115.5	27.168	13.568	115.5	12.498	26.221	89.4	1:41.568	88.16	0.541	14:49:02.277
9-	22.034	118.1	26.969	13.511	116.1	12.341	26.172	89.4	1:41.027 (1)	88.63		14:50:43.304
10-	22.003	118.5	27.132	13.603	115.7	12.352	26.203	89.8	1:41.293 (3)	88.40	0.266	14:52:24.597
11-	21.952	116.5	27.178	13.533	114.3	12.401	26.230	89.5	1:41.294	88.40	0.267	14:54:05.891
12-	21.940	118.1	27.046	13.581	115.9	12.432	26.352	89.4	1:41.351	88.35	0.324	14:55:47.242
13-	21.951	118.9	27.139	13.537	115.9	12.344	26.208	89.7	1:41.179 (2)	88.50	0.152	14:57:28.421
14-	22.078	115.7	27.208	13.591	116.1	12.752	26.494	89.1	1:42.123	87.68	1.096	14:59:10.544

MCRCB BULLETIN TK210

2024 Bennetts British Superbike Championship - Round 10

2024 R&G British Talent Cup

RACE 1 - SECTOR ANALYSIS



SECTOR 1 = FL to I1, SECTOR 2 = I1 to I2, SECTOR 3 = I2 to I3, SECTOR 4 = I3 to I4, SECTOR 5 = I4 to FL, DIFF = Difference To Personal Best Lap, P = Crossed Finish Line in Pit Lane, D = Time Disallowed

P7 67		George BOWES					Honda - GB67 Racing					
IDEAL LAP TIME : 1:40.521		BEST LAP TIME : 1:41.105					DIFFERENCE : 0.584					
LAP	SECTOR 1	SECTOR 2	SECTOR 3	SECTOR 4	SECTOR 5	LAP TIME	MPH	DIFF	TIME OF DAY			
1-		112.0	27.715	13.405	120.9	12.841	26.986	90.9	1:47.508	83.29	6.403	14:37:09.963
2-	22.065	112.5	27.521	13.475	118.5	12.351	27.201	90.9	1:42.613	87.26	1.508	14:38:52.576
3-	22.098	117.1	27.414	13.325	117.5	12.491	26.773	90.4	1:42.101	87.70	0.996	14:40:34.677
4-	22.034	122.4	27.251	13.383	119.6	12.784	26.650	90.6	1:42.102	87.70	0.997	14:42:16.779
5-	21.927	122.6	27.131	13.510	117.3	12.509	26.789	89.1	1:41.866	87.90	0.761	14:43:58.645
6-	22.038	114.3	27.352	13.332	119.1	12.461	26.502	90.5	1:41.685	88.06	0.580	14:45:40.330
7-	21.993	122.0	27.211	13.278	119.8	12.377	26.511	90.9	1:41.370	88.33	0.265	14:47:21.700
8-	22.161	123.8	27.168	13.321	119.1	12.320	26.551	91.0	1:41.521	88.20	0.416	14:49:03.221
9-	22.099	117.5	27.167	13.306	118.7	12.365	26.282	91.0	1:41.219 (3)	88.46	0.114	14:50:44.440
10-	21.978	117.5	27.296	13.401	119.1	12.437	26.940	90.5	1:42.052	87.74	0.947	14:52:26.492
11-	22.144	116.3	27.249	13.205	120.4	12.631	26.768	91.1	1:41.997	87.79	0.892	14:54:08.489
12-	22.054	119.6	26.930	13.265	120.0	12.475	26.381	90.0	1:41.105 (1)	88.56		14:55:49.594
13-	22.136	120.0	27.078	13.355	117.5	12.420	26.270	89.8	1:41.259	88.43	0.154	14:57:30.853
14-	22.235	118.3	26.998	13.365	117.9	12.441	26.139	90.1	1:41.178 (2)	88.50	0.073	14:59:12.031

P8 16		Jack BURROWS					Honda - Burrows Engineering / RK Racing					
IDEAL LAP TIME : 1:40.630		BEST LAP TIME : 1:40.909					DIFFERENCE : 0.279					
LAP	SECTOR 1	SECTOR 2	SECTOR 3	SECTOR 4	SECTOR 5	LAP TIME	MPH	DIFF	TIME OF DAY			
1-		118.1	27.944	13.601	117.9	12.463	26.891	89.1	1:46.921	83.74	6.012	14:37:09.376
2-	22.291	111.1	27.785	13.621	115.7	12.469	26.638	88.6	1:42.804	87.10	1.895	14:38:52.180
3-	22.239	118.5	27.382	13.583	116.9	12.352	26.645	89.4	1:42.201	87.61	1.292	14:40:34.381
4-	22.140	120.0	27.317	13.492	118.3	12.393	26.490	89.4	1:41.832	87.93	0.923	14:42:16.213
5-	22.085	121.3	27.519	13.547	116.9	12.576	26.466	89.3	1:42.193	87.62	1.284	14:43:58.406
6-	22.140	118.3	27.198	13.524	115.1	12.288	26.260	89.8	1:41.410	88.29	0.501	14:45:39.816
7-	22.175	119.1	27.164	13.553	116.7	12.129	26.387	90.1	1:41.408 (3)	88.30	0.499	14:47:21.224
8-	22.075	121.5	27.219	13.406	118.3	12.475	26.689	89.7	1:41.864	87.90	0.955	14:49:03.088
9-	22.057	119.8	27.444	13.469	117.7	12.322	26.475	90.0	1:41.767	87.98	0.858	14:50:44.855
10-	22.181	116.9	27.262	13.481	117.5	12.237	26.640	90.1	1:41.801	87.96	0.892	14:52:26.656
11-	22.153	120.0	27.335	13.416	118.5	12.286	26.526	90.1	1:41.716	88.03	0.807	14:54:08.372
12-	22.017	120.6	27.323	13.507	116.7	12.326	26.679	89.5	1:41.852	87.91	0.943	14:55:50.224
13-	22.156	120.2	27.126	13.459	117.1	12.369	26.152	89.7	1:41.262 (2)	88.42	0.353	14:57:31.486
14-	22.183	119.4	26.980	13.509	117.1	12.139	26.098	89.2	1:40.909 (1)	88.73		14:59:12.395

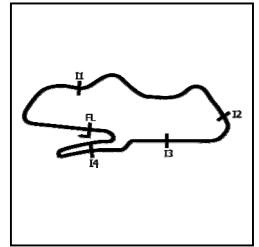
P9 64		Clayton EDMUNDS					Honda - Team City Lifting / RS Racing					
IDEAL LAP TIME : 1:40.601		BEST LAP TIME : 1:40.841					DIFFERENCE : 0.240					
LAP	SECTOR 1	SECTOR 2	SECTOR 3	SECTOR 4	SECTOR 5	LAP TIME	MPH	DIFF	TIME OF DAY			
1-		110.0	27.777	13.558	118.1	12.823	26.918	91.5	1:47.347	83.41	6.506	14:37:09.802
2-	22.106	113.9	27.768	13.381	118.9	12.350	27.011	90.6	1:42.616	87.26	1.775	14:38:52.418
3-	22.143	117.5	27.377	13.429	118.3	12.205	26.617	89.4	1:41.771	87.98	0.930	14:40:34.189
4-	22.145	119.1	27.306	13.478	116.9	12.404	26.417	89.9	1:41.750	88.00	0.909	14:42:15.939
5-	22.177	120.2	27.494	13.492	116.5	12.207	26.555	90.1	1:41.925	87.85	1.084	14:43:57.864
6-	22.109	121.1	27.191	13.388	117.3	12.247	26.448	91.1	1:41.383 (2)	88.32	0.542	14:45:39.247
7-	22.079	118.1	27.204	13.425	118.7	12.360	26.804	90.5	1:41.872	87.89	1.031	14:47:21.119
8-	21.933	119.8	27.226	13.359	120.0	12.474	26.462	89.8	1:41.454 (3)	88.26	0.613	14:49:02.573
9-	21.891	120.6	27.061	13.462	119.1	12.214	27.079	90.6	1:41.707	88.04	0.866	14:50:44.280
10-	21.984	121.3	27.361	13.416	119.4	12.417	26.846	90.1	1:42.024	87.76	1.183	14:52:26.304
11-	22.106	120.0	27.349	13.286	119.6	12.330	26.473	89.5	1:41.544	88.18	0.703	14:54:07.848
12-	22.143	119.6	27.175	13.553	116.3	12.571	26.680	91.8	1:42.122	87.68	1.281	14:55:49.970
13-	22.066	119.8	27.331	13.319	120.2	12.414	26.676	91.3	1:41.806	87.95	0.965	14:57:31.776
14-	22.057	115.5	27.116	13.241	119.4	12.224	26.203	90.9	1:40.841 (1)	88.79		14:59:12.617

MCRCB BULLETIN TK210

2024 Bennetts British Superbike Championship - Round 10

2024 R&G British Talent Cup

RACE 1 - SECTOR ANALYSIS



SECTOR 1 = FL to I1, SECTOR 2 = I1 to I2, SECTOR 3 = I2 to I3, SECTOR 4 = I3 to I4, SECTOR 5 = I4 to FL, DIFF = Difference To Personal Best Lap, P = Crossed Finish Line in Pit Lane, D = Time Disallowed

P10 65		Alexander ROWAN					Honda - Alexander Rowan Racing					
IDEAL LAP TIME : 1:40.862		BEST LAP TIME : 1:41.287					DIFFERENCE : 0.425					
LAP	SECTOR 1	SECTOR 2	SECTOR 3	SECTOR 4	SECTOR 5	LAP TIME	MPH	DIFF	TIME OF DAY			
1-		107.8	27.703	13.443	118.1	12.838	26.832	90.3	1:47.257	83.48	5.970	14:37:09.712
2-	21.864	119.4	27.303	13.318	119.1	12.292	26.553	89.8	1:41.330 (2)	88.36	0.043	14:38:51.042
3-	22.006	119.4	27.388	13.301	118.7	12.416	26.828	90.3	1:41.939	87.84	0.652	14:40:32.981
4-	21.847	121.1	27.134	13.489	117.5	12.784	26.935	90.3	1:42.189	87.62	0.902	14:42:15.170
5-	21.911	116.3	27.359	13.464	117.7	12.509	26.805	90.3	1:42.048	87.74	0.761	14:43:57.218
6-	21.981	117.5	27.203	13.295	118.1	12.594	26.814	89.9	1:41.887	87.88	0.600	14:45:39.105
7-	22.031	122.2	27.249	13.324	118.3	12.562	26.722	90.0	1:41.888	87.88	0.601	14:47:20.993
8-	21.886	120.4	27.245	13.435	117.9	12.490	26.842	90.8	1:41.898	87.87	0.611	14:49:02.891
9-	21.852	121.3	27.093	13.190	119.8	12.536	26.616	90.0	1:41.287 (1)	88.40		14:50:44.178
10-	21.990	120.4	27.307	13.528	118.1	12.430	26.790	90.4	1:42.045	87.75	0.758	14:52:26.223
11-	22.258	118.3	27.119	13.425	118.1	12.563	26.692	90.6	1:42.057	87.73	0.770	14:54:08.280
12-	21.918	121.3	27.173	13.300	118.3	12.490	26.681	90.1	1:41.562	88.16	0.275	14:55:49.842
13-	22.021	123.1	27.383	13.413	118.7	12.607	26.989	90.4	1:42.413	87.43	1.126	14:57:32.255
14-	22.002	120.0	26.980	13.256	118.9	12.488	26.664	90.4	1:41.390 (3)	88.31	0.103	14:59:13.645

P11 88		Mason FOSTER					Honda - Sublime					
IDEAL LAP TIME : 1:41.757		BEST LAP TIME : 1:42.231					DIFFERENCE : 0.474					
LAP	SECTOR 1	SECTOR 2	SECTOR 3	SECTOR 4	SECTOR 5	LAP TIME	MPH	DIFF	TIME OF DAY			
1-		106.1	28.580	13.335	121.5	12.670	26.811	90.4	1:47.787	83.07	5.556	14:37:10.242
2-	22.026	114.7	27.646	13.388	118.7	12.441	27.026	90.6	1:42.527	87.33	0.296	14:38:52.769
3-	22.110	115.7	27.429	13.500	119.1	12.350	26.881	90.1	1:42.270 (2)	87.55	0.039	14:40:35.039
4-	22.124	116.7	27.386	13.386	119.1	12.824	26.730	89.3	1:42.450 (3)	87.40	0.219	14:42:17.489
5-	22.162	116.7	27.452	13.498	116.1	12.605	26.795	89.8	1:42.512	87.35	0.281	14:44:00.001
6-	22.087	115.5	27.495	13.520	116.5	12.468	26.661	89.8	1:42.231 (1)	87.59		14:45:42.232
7-	22.199	117.3	27.482	13.588	116.7	12.567	26.706	89.5	1:42.542	87.32	0.311	14:47:24.774
8-	22.209	117.5	27.397	13.550	116.1	12.669	26.864	89.2	1:42.689	87.19	0.458	14:49:07.463
9-	22.233	115.3	27.537	13.621	116.1	12.513	27.119	89.2	1:43.023	86.91	0.792	14:50:50.486
10-	22.221	114.3	27.497	13.542	116.1	12.491	26.718	89.8	1:42.469	87.38	0.238	14:52:32.955
11-	22.117	114.9	27.495	13.613	115.5	12.437	26.840	89.1	1:42.502	87.35	0.271	14:54:15.457
12-	22.218	116.9	27.521	13.546	116.5	12.451	26.842	86.4	1:42.578	87.29	0.347	14:55:58.035
13-	22.277	116.9	27.488	13.536	116.3	12.547	26.913	88.8	1:42.761	87.13	0.530	14:57:40.796
14-	22.320	113.7	27.385	13.574	116.5	12.456	26.791	89.2	1:42.526	87.33	0.295	14:59:23.322

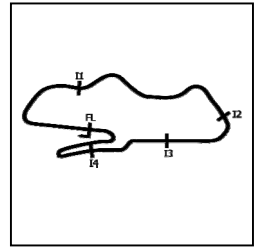
P12 19		Scott McPHEE					Honda - SMP Racing					
IDEAL LAP TIME : 1:41.230		BEST LAP TIME : 1:41.902					DIFFERENCE : 0.672					
LAP	SECTOR 1	SECTOR 2	SECTOR 3	SECTOR 4	SECTOR 5	LAP TIME	MPH	DIFF	TIME OF DAY			
1-		105.6	28.678	13.692	121.1	12.901	27.516	87.7	1:50.797	80.81	8.895	14:37:13.252
2-	22.791	115.7	27.638	13.387	116.3	12.412	27.037	88.4	1:43.265	86.71	1.363	14:38:56.517
3-	22.367	118.7	27.409	13.328	119.1	12.495	27.032	88.6	1:42.631	87.24	0.729	14:40:39.148
4-	22.244	119.1	27.314	13.262	119.6	12.656	27.223	89.9	1:42.699	87.19	0.797	14:42:21.847
5-	22.272	115.3	27.390	13.308	118.5	12.897	26.832	89.1	1:42.699	87.19	0.797	14:44:04.546
6-	22.114	117.9	27.194	13.317	118.9	12.441	26.865	89.1	1:41.931 (2)	87.84	0.029	14:45:46.477
7-	22.361	119.8	27.254	13.535	116.1	12.371	27.077	89.1	1:42.598	87.27	0.696	14:47:29.075
8-	22.325	120.6	27.249	13.532	115.7	12.329	26.852	89.0	1:42.287	87.54	0.385	14:49:11.362
9-	22.309	120.9	27.302	13.524	116.9	12.418	26.891	89.0	1:42.444	87.40	0.542	14:50:53.806
10-	22.231	120.0	27.212	13.552	115.9	12.371	26.904	89.1	1:42.270	87.55	0.368	14:52:36.076
11-	22.210	119.6	27.122	13.509	115.9	12.455	26.863	88.8	1:42.159	87.65	0.257	14:54:18.235
12-	22.294	112.2	27.668	13.341	119.8	12.341	26.720	90.3	1:42.364	87.47	0.462	14:56:00.599
13-	22.162	118.9	27.038	13.425	116.3	12.332	27.033	89.7	1:41.990 (3)	87.79	0.088	14:57:42.589
14-	22.256	112.4	27.157	13.285	119.6	12.717	26.487	88.1	1:41.902 (1)	87.87		14:59:24.491

MCRCB BULLETIN TK210

2024 Bennetts British Superbike Championship - Round 10

2024 R&G British Talent Cup

RACE 1 - SECTOR ANALYSIS



SECTOR 1 = FL to I1, SECTOR 2 = I1 to I2, SECTOR 3 = I2 to I3, SECTOR 4 = I3 to I4, SECTOR 5 = I4 to FL, DIFF = Difference To Personal Best Lap, P = Crossed Finish Line in Pit Lane, D = Time Disallowed

P13 42		Ben JOLLIFFE					Honda - Wilson Racing					
IDEAL LAP TIME : 1:41.159		BEST LAP TIME : 1:41.876					DIFFERENCE : 0.717					
LAP	SECTOR 1	SECTOR 2	SECTOR 3	SECTOR 4	SECTOR 5	LAP TIME	MPH	DIFF	TIME OF DAY			
1-		110.7	27.811	13.525	118.5	12.820	27.075	89.1	1:48.199	82.75	6.323	14:37:10.654
2-	22.454	118.1	27.617	13.526	117.5	12.397	27.284	89.0	1:43.278	86.70	1.402	14:38:53.932
3-	22.398	118.5	27.541	13.730	116.3	12.459	27.190	88.1	1:43.318	86.66	1.442	14:40:37.250
4-	22.533	118.5	27.732	13.682	115.3	12.456	27.223	88.1	1:43.626	86.41	1.750	14:42:20.876
5-	22.595	118.5	27.437	13.662	114.5	12.606	26.832	89.1	1:43.132	86.82	1.256	14:44:04.008
6-	22.380	119.1	27.266	13.500	118.1	12.786	27.156	90.1	1:43.088	86.86	1.212	14:45:47.096
7-	22.409	116.9	27.359	13.388	118.3	12.442	26.831	90.0	1:42.429	87.42	0.553	14:47:29.525
8-	22.293	117.3	27.403	13.402	119.4	12.413	27.112	89.7	1:42.623	87.25	0.747	14:49:12.148
9-	22.168	119.8	27.304	13.398	119.8	12.493	27.000	90.5	1:42.363	87.47	0.487	14:50:54.511
10-	22.211	120.9	27.360	13.500	116.5	12.296	26.606	89.7	1:41.973 (3)	87.81	0.097	14:52:36.484
11-	22.165	119.1	27.175	13.477	116.7	12.494	26.796	89.9	1:42.107	87.69	0.231	14:54:18.591
12-	22.045	117.5	27.439	13.465	117.9	12.417	26.515	89.3	1:41.881 (2)	87.89	0.005	14:56:00.472
13-	22.405	118.7	27.059	13.327	117.5	12.389	27.050	90.5	1:42.230	87.59	0.354	14:57:42.702
14-	22.240	117.5	27.321	13.302	120.9	12.556	26.457	88.1	1:41.876 (1)	87.89		14:59:24.578

P14 14		Bill HARRIS					Honda - Team Harris Racing / RS Racing					
IDEAL LAP TIME : 1:41.124		BEST LAP TIME : 1:41.668					DIFFERENCE : 0.544					
LAP	SECTOR 1	SECTOR 2	SECTOR 3	SECTOR 4	SECTOR 5	LAP TIME	MPH	DIFF	TIME OF DAY			
1-		110.3	28.599	13.484	122.4	12.866	27.637	88.0	1:51.046	80.63	9.378	14:37:13.501
2-	22.962	107.8	27.377	13.224	120.9	12.684	27.387	90.9	1:43.634	86.40	1.966	14:38:57.135
3-	22.551	110.5	27.287	13.321	119.8	12.631	26.914	90.6	1:42.704	87.18	1.036	14:40:39.839
4-	22.166	111.2	27.289	13.327	119.4	12.773	27.198	89.9	1:42.753	87.14	1.085	14:42:22.592
5-	22.348	108.9	27.680	13.273	119.6	12.509	26.913	90.6	1:42.723	87.17	1.055	14:44:05.315
6-	22.116	113.3	27.455	13.312	120.2	12.638	27.116	91.1	1:42.637	87.24	0.969	14:45:47.952
7-	22.312	111.1	27.320	13.219	120.2	12.647	26.767	90.0	1:42.265	87.56	0.597	14:47:30.217
8-	22.163	114.3	27.152	13.159	122.0	12.754	27.067	90.9	1:42.295	87.53	0.627	14:49:12.512
9-	22.002	114.3	27.235	13.282	122.0	12.648	27.026	91.4	1:42.193	87.62	0.525	14:50:54.705
10-	22.411	114.5	27.460	13.245	120.2	12.322	26.584	91.0	1:42.022 (3)	87.76	0.354	14:52:36.727
11-	22.109	114.1	27.088	13.385	120.6	12.412	26.674	90.8	1:41.668 (1)	88.07		14:54:18.395
12-	22.043	112.5	27.212	13.488	117.7	12.529	26.553	90.0	1:41.825 (2)	87.93	0.157	14:56:00.220
13-	22.126	114.9	27.124	13.380	117.9	12.535	26.880	89.5	1:42.045	87.75	0.377	14:57:42.265
14-	22.365	109.8	27.154	13.337	118.5	12.987	26.665	90.9	1:42.508	87.35	0.840	14:59:24.773

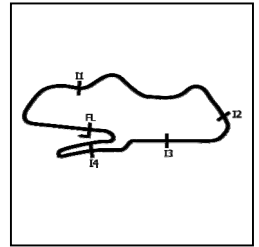
P15 48		Ollie WALKER					Honda - Walker Racing					
IDEAL LAP TIME : 1:41.145		BEST LAP TIME : 1:41.537					DIFFERENCE : 0.392					
LAP	SECTOR 1	SECTOR 2	SECTOR 3	SECTOR 4	SECTOR 5	LAP TIME	MPH	DIFF	TIME OF DAY			
1-		105.1	28.752	13.593	120.0	12.706	27.463	90.0	1:50.428	81.08	8.891	14:37:12.883
2-	22.942	114.5	27.687	13.574	116.1	12.838	27.215	87.4	1:44.256	85.88	2.719	14:38:57.139
3-	22.642	114.7	27.536	13.468	117.9	12.371	26.811	89.8	1:42.828	87.08	1.291	14:40:39.967
4-	22.350	115.5	27.624	13.262	119.4	12.332	27.140	89.1	1:42.708	87.18	1.171	14:42:22.675
5-	22.302	110.7	27.475	13.466	116.3	12.663	26.906	90.1	1:42.812	87.09	1.275	14:44:05.487
6-	22.055	117.7	27.487	13.478	118.5	12.399	26.837	89.8	1:42.256	87.56	0.719	14:45:47.743
7-	22.270	117.5	27.416	13.275	120.4	12.307	26.687	90.1	1:41.955 (3)	87.82	0.418	14:47:29.698
8-	22.232	116.1	27.473	13.239	120.0	12.501	26.749	90.3	1:42.194	87.62	0.657	14:49:11.892
9-	22.071	119.1	27.171	13.398	117.3	12.412	27.544	90.1	1:42.596	87.27	1.059	14:50:54.488
10-	22.485	115.7	27.468	13.379	117.7	12.511	26.547	90.4	1:42.390	87.45	0.853	14:52:36.878
11-	22.011	116.1	27.204	13.299	119.6	12.482	26.884	90.1	1:41.880 (2)	87.89	0.343	14:54:18.758
12-	21.966	118.9	27.506	13.392	119.8	12.401	26.823	89.9	1:42.088	87.71	0.551	14:56:00.846
13-	22.134	116.5	27.097	13.228	119.1	12.360	26.718	89.5	1:41.537 (1)	88.18		14:57:42.383
14-	22.307	110.9	27.417	13.251	121.5	12.774	26.726	90.4	1:42.475	87.38	0.938	14:59:24.858

MCRCB BULLETIN TK210

2024 Bennetts British Superbike Championship - Round 10

2024 R&G British Talent Cup

RACE 1 - SECTOR ANALYSIS



SECTOR 1 = FL to I1, SECTOR 2 = I1 to I2, SECTOR 3 = I2 to I3, SECTOR 4 = I3 to I4, SECTOR 5 = I4 to FL, DIFF = Difference To Personal Best Lap, P = Crossed Finish Line in Pit Lane, D = Time Disallowed

P16 82		Kyle PAYNE					Honda - Ilusion Racing					
IDEAL LAP TIME : 1:41.095		BEST LAP TIME : 1:41.616					DIFFERENCE : 0.521					
LAP	SECTOR 1	SECTOR 2	SECTOR 3	SECTOR 4	SECTOR 5	LAP TIME	MPH	DIFF	TIME OF DAY			
1-		107.7	28.339	13.668	118.1	12.988	27.055	88.8	1:49.228	81.97	7.612	14:37:11.683
2-	22.393	117.9	27.683	13.617	117.9	12.617	27.222	89.4	1:43.532	86.48	1.916	14:38:55.215
3-	22.294	115.7	27.515	13.606	117.7	12.467	26.786	89.3	1:42.668	87.21	1.052	14:40:37.883
4-	22.475	112.9	27.605	13.580	118.5	12.719	27.368	89.7	1:43.747	86.31	2.131	14:42:21.630
5-	22.365	116.9	27.740	13.463	117.9	12.826	26.732	89.7	1:43.126	86.83	1.510	14:44:04.756
6-	22.139	118.7	27.204	13.488	117.7	12.567	26.829	89.9	1:42.227	87.59	0.611	14:45:46.983
7-	22.326	116.3	27.401	13.523	117.5	12.729	27.032	90.1	1:43.011	86.92	1.395	14:47:29.994
8-	22.190	118.9	27.536	13.516	118.3	12.586	27.136	90.3	1:42.964	86.96	1.348	14:49:12.958
9-	22.098	117.1	27.404	13.392	118.9	12.576	26.731	90.6	1:42.201	87.61	0.585	14:50:55.159
10-	22.204	114.7	27.610	13.352	119.1	12.603	26.797	90.1	1:42.566	87.30	0.950	14:52:37.725
11-	22.077	116.9	27.516	13.339	118.5	12.340	26.344	89.8	1:41.616 (1)	88.12		14:54:19.341
12-	22.098	118.7	27.042	13.539	118.5	12.357	26.730	90.1	1:41.766 (2)	87.99	0.150	14:56:01.107
13-	22.151	118.9	27.008	13.326	118.9	12.541	26.833	90.0	1:41.859 (3)	87.91	0.243	14:57:42.966
14-	22.298	117.7	27.200	13.390	119.8	12.445	26.879	89.4	1:42.212	87.60	0.596	14:59:25.178

P17 99		Peter WILLIS					Honda - Clonlough.ie by WM Racing					
IDEAL LAP TIME : 1:41.512		BEST LAP TIME : 1:41.930					DIFFERENCE : 0.418					
LAP	SECTOR 1	SECTOR 2	SECTOR 3	SECTOR 4	SECTOR 5	LAP TIME	MPH	DIFF	TIME OF DAY			
1-		101.6	28.538	13.542	118.7	12.845	27.512	89.1	1:49.855	81.51	7.925	14:37:12.310
2-	22.333	117.7	27.564	13.402	116.9	12.611	27.136	89.2	1:43.046	86.89	1.116	14:38:55.356
3-	22.258	116.5	27.512	13.582	118.1	12.609	26.932	89.1	1:42.893	87.02	0.963	14:40:38.249
4-	22.279	114.5	27.663	13.511	117.9	12.708	26.981	89.0	1:43.142	86.81	1.212	14:42:21.391
5-	22.423	115.3	27.521	13.447	117.7	13.110	27.050	89.0	1:43.551	86.47	1.621	14:44:04.942
6-	22.115	117.3	27.423	13.478	116.1	12.584	26.988	89.2	1:42.588	87.28	0.658	14:45:47.530
7-	22.342	118.3	27.386	13.419	117.3	12.643	27.116	87.6	1:42.906	87.01	0.976	14:47:30.436
8-	22.207	118.9	27.323	13.514	117.1	12.598	26.617	90.3	1:42.259	87.56	0.329	14:49:12.695
9-	22.078	117.3	27.408	13.478	116.1	12.552	26.719	89.8	1:42.235	87.58	0.305	14:50:54.930
10-	22.285	112.9	27.500	13.581	118.5	12.453	26.692	89.4	1:42.511	87.35	0.581	14:52:37.441
11-	22.133	117.7	27.581	13.507	115.3	12.447	26.462	89.8	1:42.130 (3)	87.67	0.200	14:54:19.571
12-	22.115	114.3	27.247	13.305	117.3	12.542	26.727	89.1	1:41.936 (2)	87.84	0.006	14:56:01.507
13-	22.160	117.7	27.220	13.436	116.3	12.588	26.526	89.2	1:41.930 (1)	87.84		14:57:43.437
14-	23.159	115.5	27.808	13.546	115.7	12.640	26.510	89.0	1:43.663	86.38	1.733	14:59:27.100

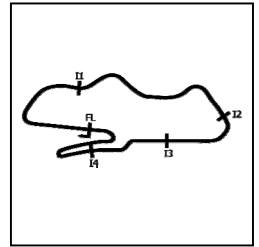
P18 71		Daniel GOODMAN					Honda - Fibre Tec Honda					
IDEAL LAP TIME : 1:41.935		BEST LAP TIME : 1:42.256					DIFFERENCE : 0.321					
LAP	SECTOR 1	SECTOR 2	SECTOR 3	SECTOR 4	SECTOR 5	LAP TIME	MPH	DIFF	TIME OF DAY			
1-		105.5	28.445	13.454	120.4	12.596	27.091	89.1	1:48.915	82.21	6.659	14:37:11.370
2-	22.318	114.7	27.804	13.580	116.9	12.694	26.994	88.7	1:43.390	86.60	1.134	14:38:54.760
3-	22.333	114.9	27.457	13.513	117.9	12.480	27.119	88.5	1:42.902	87.01	0.646	14:40:37.662
4-	22.510	114.1	27.612	13.536	114.3	12.601	27.215	88.8	1:43.474	86.53	1.218	14:42:21.136
5-	22.531	112.7	27.488	13.431	117.3	12.410	26.685	88.7	1:42.545	87.32	0.289	14:44:03.681
6-	22.372	117.1	27.398	13.602	115.3	12.735	26.990	89.0	1:43.097	86.85	0.841	14:45:46.778
7-	22.278	116.9	27.377	13.528	117.3	12.357	26.971	89.4	1:42.511 (3)	87.35	0.255	14:47:29.289
8-	22.320	114.9	27.296	13.429	116.5	12.485	26.935	89.4	1:42.465 (2)	87.39	0.209	14:49:11.754
9-	22.423	116.1	27.288	13.448	117.9	12.426	27.048	89.0	1:42.633	87.24	0.377	14:50:54.387
10-	22.508	115.9	27.718	13.375	120.9	12.464	27.644	86.5	1:43.709	86.34	1.453	14:52:38.096
11-	22.230	117.7	27.442	13.432	118.1	12.436	26.716	89.2	1:42.256 (1)	87.56		14:54:20.352
12-	22.375	114.7	27.492	13.566	117.5	12.443	26.815	88.6	1:42.691	87.19	0.435	14:56:03.043
13-	22.305	117.7	27.426	13.546	114.7	12.540	26.985	88.8	1:42.802	87.10	0.546	14:57:45.845
14-	22.524	114.3	27.578	13.541	117.1	12.496	26.905	89.1	1:43.044	86.89	0.788	14:59:28.889

MCRCB BULLETIN TK210

2024 Bennetts British Superbike Championship - Round 10

2024 R&G British Talent Cup

RACE 1 - SECTOR ANALYSIS



SECTOR 1 = FL to I1, SECTOR 2 = I1 to I2, SECTOR 3 = I2 to I3, SECTOR 4 = I3 to I4, SECTOR 5 = I4 to FL, DIFF = Difference To Personal Best Lap, P = Crossed Finish Line in Pit Lane, D = Time Disallowed

P19		2		Josh BANNISTER				Honda - Dunsley Heat Racing				
IDEAL LAP TIME : 1:42.461		BEST LAP TIME : 1:42.744				DIFFERENCE : 0.283						
LAP	SECTOR 1	SECTOR 2	SECTOR 3	SECTOR 4	SECTOR 5	LAP TIME	MPH	DIFF	TIME OF DAY			
1-		101.5	28.635	13.433	118.3	12.921	27.277	85.2	1:49.764	81.57	7.020	14:37:12.219
2-	22.701	112.4	27.632	13.489	115.3	12.677	27.190	88.0	1:43.689	86.35	0.945	14:38:55.908
3-	22.503	113.9	27.537	13.517	115.1	12.779	27.378	87.7	1:43.714	86.33	0.970	14:40:39.622
4-	22.587	115.9	27.471	13.531	115.3	12.579	27.169	88.5	1:43.337	86.65	0.593	14:42:22.959
5-	22.600	115.9	27.540	13.484	115.3	12.524	27.028	86.4	1:43.176	86.78	0.432	14:44:06.135
6-	22.612	116.5	27.473	13.544	114.1	12.479	26.748	88.3	1:42.856 (2)	87.05	0.112	14:45:48.991
7-	22.479	117.3	27.553	13.578	114.3	12.548	26.897	88.0	1:43.055 (3)	86.89	0.311	14:47:32.046
8-	22.483	116.3	27.370	13.612	113.9	12.556	26.723	88.3	1:42.744 (1)	87.15		14:49:14.790
9-	22.456	115.7	27.696	13.615	113.5	12.512	26.950	85.3	1:43.229	86.74	0.485	14:50:58.019
10-	22.634	114.7	27.656	13.774	113.3	12.664	27.218	87.4	1:43.946	86.14	1.202	14:52:41.965
11-	22.562	115.1	27.672	13.770	112.4	12.618	27.077	86.7	1:43.699	86.35	0.955	14:54:25.664
12-	22.594	114.9	27.831	13.691	113.5	12.558	26.869	83.3	1:43.543	86.48	0.799	14:56:09.207
13-	22.792	115.1	27.864	13.920	109.1	12.780	26.936	86.7	1:44.292	85.85	1.548	14:57:53.499
14-	22.906	110.7	27.853	13.867	112.5	12.716	27.150	85.4	1:44.492	85.69	1.748	14:59:37.991

P20		11		Iwan JONES				Honda - Jones Brothers Racing				
IDEAL LAP TIME : 1:43.172		BEST LAP TIME : 1:43.779				DIFFERENCE : 0.607						
LAP	SECTOR 1	SECTOR 2	SECTOR 3	SECTOR 4	SECTOR 5	LAP TIME	MPH	DIFF	TIME OF DAY			
1-		102.7	28.653	13.581	120.6	13.222	27.659	89.9	1:51.354	80.41	7.575	14:37:13.809
2-	22.922	109.4	28.417	13.471	120.4	12.736	27.242	89.7	1:44.788	85.45	1.009	14:38:58.597
3-	22.550	112.2	28.111	13.504	117.7	12.935	27.182	90.3	1:44.282	85.86	0.503	14:40:42.879
4-	22.677	116.7	28.038	13.721	115.1	12.686	27.068	88.0	1:44.190	85.94	0.411	14:42:27.069
5-	22.625	117.3	27.913	13.769	113.9	12.815	27.398	89.3	1:44.520	85.67	0.741	14:44:11.589
6-	22.352	115.7	28.144	13.747	116.1	12.561	27.191	89.7	1:43.995 (3)	86.10	0.216	14:45:55.584
7-	22.506	114.5	28.134	13.870	114.1	12.692	27.212	89.3	1:44.414	85.75	0.635	14:47:39.998
8-	22.500	118.7	27.922	13.797	115.1	12.745	26.905	88.8	1:43.869 (2)	86.20	0.090	14:49:23.867
9-	22.505	115.3	27.964	13.818	114.1	12.683	27.521	89.4	1:44.491	85.69	0.712	14:51:08.358
10-	22.497	115.7	28.373	13.604	116.9	12.762	27.498	89.4	1:44.734	85.49	0.955	14:52:53.092
11-	22.443	115.1	28.562	13.707	116.5	12.576	27.561	89.3	1:44.849	85.40	1.070	14:54:37.941
12-	22.429	116.3	28.152	13.733	115.3	12.672	27.024	88.4	1:44.010	86.09	0.231	14:56:21.951
13-	22.553	118.5	28.183	13.750	114.5	12.757	27.339	89.4	1:44.582	85.62	0.803	14:58:06.533
14-	22.470	117.7	27.883	13.709	114.5	12.706	27.011	88.1	1:43.779 (1)	86.28		14:59:50.312

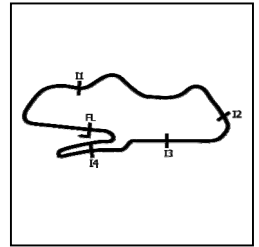
P21		91		Joshua RAYMOND Jnr				Honda - Fibre Tec Honda				
IDEAL LAP TIME : 1:43.328		BEST LAP TIME : 1:43.631				DIFFERENCE : 0.303						
LAP	SECTOR 1	SECTOR 2	SECTOR 3	SECTOR 4	SECTOR 5	LAP TIME	MPH	DIFF	TIME OF DAY			
1-		100.4	28.918	13.630	122.6	13.071	27.444	91.5	1:51.213	80.51	7.582	14:37:13.668
2-	23.007	107.7	28.286	13.546	120.2	12.742	27.572	91.5	1:45.153	85.15	1.522	14:38:58.821
3-	22.622	108.2	28.205	13.628	119.6	12.566	27.371	91.0	1:44.392	85.77	0.761	14:40:43.213
4-	22.723	110.3	28.102	13.469	120.9	12.810	27.176	90.6	1:44.280	85.86	0.649	14:42:27.493
5-	22.464	111.6	27.840	13.577	118.1	12.574	27.184	90.3	1:43.639 (2)	86.40	0.008	14:44:11.132
6-	22.634	107.5	28.091	13.756	116.3	12.563	27.127	89.9	1:44.171	85.95	0.540	14:45:55.303
7-	22.690	104.8	28.543	13.706	117.3	12.682	27.313	91.5	1:44.934	85.33	1.303	14:47:40.237
8-	22.595	112.5	27.984	13.634	117.5	12.548	27.369	91.0	1:44.130	85.99	0.499	14:49:24.367
9-	22.634	111.4	27.865	13.510	119.1	12.456	27.166	90.6	1:43.631 (1)	86.40		14:51:07.998
10-	22.741	110.0	28.212	13.744	116.5	12.762	27.371	90.5	1:44.830	85.41	1.199	14:52:52.828
11-	22.588	112.2	28.462	13.670	116.5	12.639	27.444	90.1	1:44.803	85.44	1.172	14:54:37.631
12-	22.677	110.9	28.554	13.489	119.4	12.673	27.342	90.8	1:44.735	85.49	1.104	14:56:22.366
13-	22.519	111.8	28.071	13.486	117.7	12.526	27.289	90.4	1:43.891 (3)	86.19	0.260	14:58:06.257
14-	22.705	110.0	28.196	13.441	119.8	12.587	27.128	91.0	1:44.057	86.05	0.426	14:59:50.314

MCRCB BULLETIN TK210

2024 Bennetts British Superbike Championship - Round 10

2024 R&G British Talent Cup

RACE 1 - SECTOR ANALYSIS



SECTOR 1 = FL to I1, SECTOR 2 = I1 to I2, SECTOR 3 = I2 to I3, SECTOR 4 = I3 to I4, SECTOR 5 = I4 to FL, DIFF = Difference To Personal Best Lap, P = Crossed Finish Line in Pit Lane, D = Time Disallowed

P22 76		Charlie HUNTINGFORD					Honda - Mototechniks					
IDEAL LAP TIME : 1:43.475		BEST LAP TIME : 1:43.769					DIFFERENCE : 0.294					
LAP	SECTOR 1	SECTOR 2	SECTOR 3	SECTOR 4	SECTOR 5	LAP TIME	MPH	DIFF	TIME OF DAY			
1-		104.8	28.706	13.660	117.5	12.664	27.491	89.1	1:50.342	81.15	6.573	14:37:12.797
2-	23.493	112.2	28.277	13.709	115.7	12.633	27.406	88.1	1:45.518	84.86	1.749	14:38:58.315
3-	22.734	113.1	27.963	13.702	115.7	12.626	27.428	88.3	1:44.453	85.72	0.684	14:40:42.768
4-	23.007	112.7	28.018	13.601	116.5	13.127	27.580	88.4	1:45.333	85.01	1.564	14:42:28.101
5-	22.783	110.1	28.237	13.683	114.5	12.722	27.305	87.9	1:44.730	85.50	0.961	14:44:12.831
6-	22.794	113.5	27.721	13.630	115.1	12.610	27.239	88.1	1:43.994 (2)	86.10	0.225	14:45:56.825
7-	22.621	113.9	27.683	13.695	115.5	12.557	27.495	88.6	1:44.051 (3)	86.05	0.282	14:47:40.876
8-	22.661	113.3	28.070	13.616	115.5	12.609	27.436	87.6	1:44.392	85.77	0.623	14:49:25.268
9-	22.775	112.5	28.018	13.701	114.7	12.594	27.387	88.1	1:44.475	85.70	0.706	14:51:09.743
10-	22.604	113.5	27.919	13.638	115.5	12.457	27.464	87.9	1:44.082	86.03	0.313	14:52:53.825
11-	22.617	113.5	27.824	13.612	115.7	12.648	27.804	88.3	1:44.505	85.68	0.736	14:54:38.330
12-	22.546	113.7	28.266	13.551	116.9	12.621	27.715	88.1	1:44.699	85.52	0.930	14:56:23.029
13-	22.779	112.7	27.802	13.620	115.5	12.505	27.413	88.3	1:44.119	86.00	0.350	14:58:07.148
14-	22.617	113.5	27.795	13.585	115.7	12.456	27.316	88.3	1:43.769 (1)	86.29		14:59:50.917

P23 22		Jensen BISHOP					Honda - Wilson Racing / JBR					
IDEAL LAP TIME : 1:45.493		BEST LAP TIME : 1:45.992					DIFFERENCE : 0.499					
LAP	SECTOR 1	SECTOR 2	SECTOR 3	SECTOR 4	SECTOR 5	LAP TIME	MPH	DIFF	TIME OF DAY			
1-		109.2	28.925	13.850	114.1	13.214	28.256	84.9	1:53.083	79.18	7.091	14:37:15.538
2-	23.525	107.8	28.467	14.235	110.7	13.124	28.501	83.8	1:47.852	83.02	1.860	14:39:03.390
3-	23.344	104.5	28.609	13.973	112.9	13.113	28.471	83.6	1:47.510	83.28	1.518	14:40:50.900
4-	23.195	108.2	28.539	13.972	111.6	13.058	28.320	83.2	1:47.084	83.62	1.092	14:42:37.984
5-	23.178	111.1	28.084	14.113	111.2	12.921	28.251	84.8	1:46.547	84.04	0.555	14:44:24.531
6-	23.222	105.0	28.226	14.077	111.2	12.976	28.287	85.0	1:46.788	83.85	0.796	14:46:11.319
7-	23.268	111.1	28.345	14.067	111.1	12.893	27.888	85.0	1:46.461 (2)	84.11	0.469	14:47:57.780
8-	23.281	106.6	28.405	14.039	111.2	13.050	28.305	84.2	1:47.080	83.62	1.088	14:49:44.860
9-	23.224	108.9	28.303	13.964	111.8	12.924	28.062	85.4	1:46.477 (3)	84.09	0.485	14:51:31.337
10-	23.189	109.6	28.512	13.909	112.5	13.551	28.362	85.1	1:47.523	83.27	1.531	14:53:18.860
11-	23.134	111.6	28.425	13.852	112.7	12.899	28.197	84.6	1:46.507	84.07	0.515	14:55:05.367
12-	23.084	109.6	28.081	13.824	113.3	13.008	27.995	85.3	1:45.992 (1)	84.48		14:56:51.359

P24 61		Harrison MACKAY					Honda - Wilson Racing / HMR					
IDEAL LAP TIME :		BEST LAP TIME :					DIFFERENCE :					
LAP	SECTOR 1	SECTOR 2	SECTOR 3	SECTOR 4	SECTOR 5	LAP TIME	MPH	DIFF	TIME OF DAY			
1-		104.6	28.132	13.544	116.3	12.929	27.964	83.4	1:49.594	81.70		14:37:12.049

MCRCB BULLETIN TK211

2024 Bennetts British Superbike Championship - Round 10

2024 R&G British Talent Cup

RACE 1 - BEST SECTORS

POS	SECTOR 1		SECTOR 2		SECTOR 3		SECTOR 4		SECTOR 5		IDEAL / BEST COMPARISON										
	NO	TIME	NO	TIME	NO	TIME	NO	TIME	NO	TIME	POS	NO	NAME	IDEAL	BEST	DIFF					
1	7	McC	21.668	29	BRO	26.695	75	SUR	13.064	40	COR	11.883	29	BRO	25.933	1	29	BROWN	1:39.635	1:39.893	0.258
2	29	BRO	21.787	7	McC	26.731	7	McC	13.106	29	BRO	11.963	75	SUR	26.036	2	75	SUROWIAK	1:39.637	1:40.232	0.595
3	43	BRI	21.791	40	COR	26.743	43	BRI	13.125	75	SUR	11.967	16	BUR	26.098	3	7	McCABE	1:39.757	1:40.224	0.467
4	40	COR	21.796	75	SUR	26.749	14	HAR	13.159	43	BRI	11.974	43	BRI	26.127	4	43	BRINTON	1:39.784	1:40.064	0.280
5	75	SUR	21.821	43	BRI	26.767	40	COR	13.178	7	McC	12.094	67	BOW	26.139	5	40	CORREA	1:39.877	1:40.105	0.228
6	65	ROW	21.847	67	BOW	26.930	65	ROW	13.190	16	BUR	12.129	7	McC	26.158	6	67	BOWES	1:40.521	1:41.105	0.584
7	64	EDM	21.891	28	BAR	26.969	67	BOW	13.205	64	EDM	12.205	28	BAR	26.172	7	64	EDMUNDS	1:40.601	1:40.841	0.240
8	67	BOW	21.927	16	BUR	26.980	48	WAL	13.228	65	ROW	12.292	64	EDM	26.203	8	16	BURROWS	1:40.630	1:40.909	0.279
9	28	BAR	21.940	65	ROW	26.980	64	EDM	13.241	42	JOL	12.296	40	COR	26.277	9	28	BARNES	1:40.849	1:41.027	0.178
10	48	WAL	21.966	82	PAY	27.008	29	BRO	13.257	48	WAL	12.307	82	PAY	26.344	10	65	ROWAN	1:40.862	1:41.287	0.425
11	14	HAR	22.002	19	McP	27.038	19	McP	13.262	67	BOW	12.320	42	JOL	26.457	11	82	PAYNE	1:41.095	1:41.616	0.521
12	16	BUR	22.017	42	JOL	27.059	42	JOL	13.302	14	HAR	12.322	99	WIL	26.462	12	14	HARRIS	1:41.124	1:41.668	0.544
13	88	FOS	22.026	64	EDM	27.061	99	WIL	13.305	19	McP	12.329	19	McP	26.487	13	48	WALKER	1:41.145	1:41.537	0.392
14	42	JOL	22.045	14	HAR	27.088	82	PAY	13.326	82	PAY	12.340	48	WAL	26.547	14	42	JOLLIFFE	1:41.159	1:41.876	0.717
15	82	PAY	22.077	48	WAL	27.097	88	FOS	13.335	28	BAR	12.341	65	ROW	26.553	15	19	McPHEE	1:41.230	1:41.902	0.672
16	99	WIL	22.078	99	WIL	27.220	71	GOO	13.375	88	FOS	12.350	14	HAR	26.553	16	99	WILLIS	1:41.512	1:41.930	0.418
17	19	McP	22.114	71	GOO	27.288	16	BUR	13.406	71	GOO	12.357	88	FOS	26.661	17	88	FOSTER	1:41.757	1:42.231	0.474
18	71	GOO	22.230	2	BAN	27.370	28	BAR	13.427	99	WIL	12.447	71	GOO	26.685	18	71	GOODMAN	1:41.935	1:42.256	0.321
19	11	JON	22.352	88	FOS	27.385	2	BAN	13.433	91	RAY	12.456	2	BAN	26.723	19	2	BANNISTER	1:42.461	1:42.744	0.283
20	2	BAN	22.456	76	HUN	27.683	91	RAY	13.441	76	HUN	12.456	11	JON	26.905	20	11	JONES	1:43.172	1:43.779	0.607
21	91	RAY	22.464	91	RAY	27.840	11	JON	13.471	2	BAN	12.479	91	RAY	27.127	21	91	RAYMOND Jnr	1:43.328	1:43.631	0.303
22	76	HUN	22.546	11	JON	27.883	61	MAC	13.544	11	JON	12.561	76	HUN	27.239	22	76	HUNTINGFORD	1:43.475	1:43.769	0.294
23	22	BIS	22.807	22	BIS	28.081	76	HUN	13.551	22	BIS	12.893	22	BIS	27.888	23	22	BISHOP	1:45.493	1:45.992	0.499
24				61	MAC	28.132	22	BIS	13.824	61	MAC	12.929	61	MAC	27.964	24	61	MACKAY			
25																					

PERFECT LAP 1:39.243

MCRCB BULLETIN TK212

2024 Bennetts British Superbike Championship - Round 10

2024 R&G British Talent Cup

RACE 1 - BEST SPEEDS

POS	INTERMEDIATE 1		INTERMEDIATE 2		INTERMEDIATE 3		INTERMEDIATE 4		FINISH LINE	
	NO	NAME MPH	NO	NAME MPH	NO	NAME MPH	NO	NAME MPH	NO	NAME MPH
1	67	BOWES 123.8			75	SUROWIAK 123.8			64	EDMUNDS 91.8
2	65	ROWAN 123.1			91	RAYMOND Jnr 122.6			91	RAYMOND Jnr 91.5
3	43	BRINTON 122.9			14	HARRIS 122.4			40	CORREA 91.4
4	29	BROWN 122.2			7	McCABE 122.2			14	HARRIS 91.4
5	40	CORREA 122.0			43	BRINTON 122.0			75	SUROWIAK 91.3
6	16	BURROWS 121.5			88	FOSTER 121.5			7	McCABE 91.3
7	64	EDMUNDS 121.3			48	WALKER 121.5			67	BOWES 91.1
8	7	McCABE 120.9			19	McPHEE 121.1			43	BRINTON 90.9
9	19	McPHEE 120.9			67	BOWES 120.9			65	ROWAN 90.8
10	42	JOLLIFFE 120.9			42	JOLLIFFE 120.9			88	FOSTER 90.6
11	75	SUROWIAK 120.2			71	GOODMAN 120.9			82	PAYNE 90.6
12	48	WALKER 119.1			11	JONES 120.6			42	JOLLIFFE 90.5
13	28	BARNES 118.9			29	BROWN 120.4			28	BARNES 90.4
14	82	PAYNE 118.9			64	EDMUNDS 120.2			48	WALKER 90.4
15	99	WILLIS 118.9			65	ROWAN 119.8			19	McPHEE 90.3
16	11	JONES 118.7			82	PAYNE 119.8			99	WILLIS 90.3
17	71	GOODMAN 117.7			40	CORREA 119.1			11	JONES 90.3
18	88	FOSTER 117.5			28	BARNES 118.7			29	BROWN 90.1
19	2	BANNISTER 117.3			99	WILLIS 118.7			16	BURROWS 90.1
20	14	HARRIS 114.9			16	BURROWS 118.5			71	GOODMAN 89.4
21	22	BISHOP 114.3			2	BANNISTER 118.3			76	HUNTINGFORD 89.1
22	76	HUNTINGFORD 113.9			76	HUNTINGFORD 117.5			2	BANNISTER 88.5
23	91	RAYMOND Jnr 112.5			61	MACKAY 116.3			22	BISHOP 85.4
24	24	FROST 107.3			22	BISHOP 114.1			61	MACKAY 83.4
25	61	MACKAY 104.6								

MCRCB BULLETIN TK213

2024 Bennetts British Superbike Championship - Round 10

2024 R&G British Talent Cup

RACE 1 - FASTEST LAP CLASSIFICATION

POS	RACE POS	NO	NAME	NAT	ENTRY	BEST	ON
1	1	29	Lucas BROWN	GBR	Honda - SENCAT Talent Team / Mortimer Racing	1:39.893	13
2	3	43	Amanuel BRINTON	GBR	Honda - Kovara Projects / RS Racing	1:40.064	12
3	5	40	Julian CORREA	USA	Honda - Microlise Cresswell Racing	1:40.105	12
4	4	7	Harley McCABE	GBR	Honda - Fibre Tec Honda	1:40.224	12
5	2	75	Filip SUROWIAK	GBR	Honda - Team City Lifting / RS Racing	1:40.232	12
6	9	64	Clayton EDMUNDS	GBR	Honda - Team City Lifting / RS Racing	1:40.841	14
7	8	16	Jack BURROWS	GBR	Honda - Burrows Engineering / RK Racing	1:40.909	14
8	6	28	Charlie BARNES	GBR	Honda - SENCAT Talent Team / Mortimer Racing	1:41.027	9
9	7	67	George BOWES	GBR	Honda - GB67 Racing	1:41.105	12
10	10	65	Alexander ROWAN	GBR	Honda - Alexander Rowan Racing	1:41.287	9
11	15	48	Ollie WALKER	GBR	Honda - Walker Racing	1:41.537	13
12	16	82	Kyle PAYNE	GBR	Honda - Illusion Racing	1:41.616	11
13	14	14	Bill HARRIS	GBR	Honda - Team Harris Racing / RS Racing	1:41.668	11
14	13	42	Ben JOLLIFFE	GBR	Honda - Wilson Racing	1:41.876	14
15	12	19	Scott McPHEE	GBR	Honda - SMP Racing	1:41.902	14
16	17	99	Peter WILLIS	GBR	Honda - Clonlough.ie by WM Racing	1:41.930	13
17	11	88	Mason FOSTER	GBR	Honda - Sublime	1:42.231	6
18	18	71	Daniel GOODMAN	GBR	Honda - Fibre Tec Honda	1:42.256	11
19	19	2	Josh BANNISTER	GBR	Honda - Dunsley Heat Racing	1:42.744	8
20	21	91	Joshua RAYMOND Jnr	USA	Honda - Fibre Tec Honda	1:43.631	9
21	22	76	Charlie HUNTINGFORD	GBR	Honda - Mototechniks	1:43.769	14
22	20	11	Iwan JONES	GBR	Honda - Jones Brothers Racing	1:43.779	14
23	23	22	Jensen BISHOP	GBR	Honda - Wilson Racing / JBR	1:45.992	12

MCRCB BULLETIN TK214

2024 Bennetts British Superbike Championship - Round 10

2024 R&G British Talent Cup

RACE 1 - STATISTICS

Competitors Started	25
Planned Start	2024-09-28 @ 14:35:00.000
Actual Start	2024-09-28 @ 14:35:22.454
Finish Time	2024-09-28 @ 14:58:58.275
Track Length	2.4873mi.
Total Laps	321
Total Distance Covered	798.4389mi.

Session Fastest Lap History

NO	NAME	LAP TIME	TIME OF DAY	LAP	VEHICLE
29	Lucas BROWN	1:41.348	14:38:49.446	2	Honda
65	Alexander ROWAN	1:41.330	14:38:51.062	2	Honda
75	Filip SUROWIAK	1:40.888	14:40:30.577	3	Honda
40	Julian CORREA	1:40.762	14:40:30.656	3	Honda
40	Julian CORREA	1:40.749	14:42:11.407	4	Honda
7	Harley McCABE	1:40.739	14:42:11.796	4	Honda
29	Lucas BROWN	1:40.122	14:43:52.120	5	Honda
40	Julian CORREA	1:40.105	14:55:37.088	12	Honda
43	Amanuel BRINTON	1:40.064	14:55:37.244	12	Honda
29	Lucas BROWN	1:39.893	14:57:17.263	13	Honda

Session Leader History

NO	NAME	FROM LAP	LAPS LED	DISTANCE	VEHICLE
75	Filip SUROWIAK	1	1	2.44 miles	Honda
29	Lucas BROWN	2	1	2.48 miles	Honda
75	Filip SUROWIAK	3	1	2.48 miles	Honda
40	Julian CORREA	4	1	2.48 miles	Honda
29	Lucas BROWN	5	1	2.48 miles	Honda
40	Julian CORREA	6	1	2.48 miles	Honda
75	Filip SUROWIAK	7	1	2.48 miles	Honda
40	Julian CORREA	8	3	7.46 miles	Honda
29	Lucas BROWN	11	1	2.48 miles	Honda
40	Julian CORREA	12	1	2.48 miles	Honda
29	Lucas BROWN	13	2	4.97 miles	Honda

Flag History

TYPE	TIME OF DAY
GREEN	14:35:22.454
FINISH	14:58:58.275

Flag Statistics

TYPE	COUNT	TOTAL LAPS	TOTAL TIME
Green	1	14	26:04.206
Red	0	0	0.000
Safety Car	0	0	0.000
FCY	0	0	0.000

MCRCB BULLETIN TK215

2024 Bennetts British Superbike Championship - Round 10

2024 R&G British Talent Cup

RACE 1 - SESSION NOTES

TIME	MESSAGE
14:23:12	PITLANE OPEN
14:28:07	PITLANE CLOSED
14:28:09	5 MINUTES TO WARM UP LAP
14:30:07	3 MINUTES TO WARM UP LAP
14:32:02	1 MINUTE TO WARM UP LAP
14:32:31	30 SECONDS TO WARM UP LAP
14:32:45	GREEN FLAG - WARM UP LAP
14:34:45	RACE START
14:36:19	NO.24 FALLER AT T3 CRANER CURVES - RIDER OK
14:36:50	NO JUMP STARTS
14:44:52	UPDATE: NO.24 - RIDER TO MEDICAL CENTRE
14:45:45	TRACK LIMITS WARNING #75
14:45:54	BLACK/WHITE NO. 75
14:50:37	TWO THIRDS DISTANCE COMPLETED
14:57:48	NO.22 FALLER AT T3 CRANER CURVES - RIDER BEING ASSESSED
14:58:37	#40 UNDER INVESTIGATION - OVERTAKING UNDER YELLOW FLAG - TURN 3
15:00:24	#40 - LONG LAP TIME PENALTY (3 SECS) - OVERTAKING IN YELLOW FLAG ZONE - T3 - LAP 14
15:00:26	
15:01:11	UPDATE: NO.22 - RIDER TO MEDICAL CENTRE

MCRCB BULLETIN TK216

2024 Bennetts British Superbike Championship - Round 10

2024 R&G British Talent Cup

RACE 1 - WEATHER CONDITIONS

