

FREE PRACTICE 1 - CLASSIFICATION

POS	NO	NAME	NAT	ENTRY	TIME	ON	LAPS	GAP	DIFF	MPH
1	28	Charlie BARNES	GBR	Honda - SENCAT Talent Team / Mortimer Racing	1:48.951	13	13			82.18
2	29	Lucas BROWN	GBR	Honda - SENCAT Talent Team / Mortimer Racing	1:49.406	13	13	0.455	0.455	81.84
3	7	Harley McCABE	GBR	Honda - Fibre Tec Honda	1:50.010	13	13	1.059	0.604	81.39
4	65	Alexander ROWAN	GBR	Honda - Alexander Rowan Racing	1:50.444	13	13	1.493	0.434	81.07
5	71	Daniel GOODMAN	GBR	Honda - Fibre Tec Honda	1:50.508	13	13	1.557	0.064	81.02
6	67	George BOWES	GBR	Honda - GB67 Racing	1:51.212	13	13	2.261	0.704	80.51
7	16	Jack BURROWS	GBR	Honda - Burrows Engineering / RK Racing	1:51.626	11	11	2.675	0.414	80.21
8	99	Peter WILLIS	GBR	Honda - Clonlough.ie by WM Racing	1:52.184	10	13	3.233	0.558	79.81
9	24	Ryan FROST	GBR	Honda - Fibre Tec Honda	1:53.247	13	13	4.296	1.063	79.07
10	19	Scott McPHEE	GBR	Honda - SMP Racing	1:53.774	11	12	4.823	0.527	78.70
11	91	Joshua RAYMOND Jnr	USA	Honda - Fibre Tec Honda	1:54.385	13	13	5.434	0.611	78.28
12	11	Iwan JONES	GBR	Honda - Jones Brothers Racing	1:54.513	12	12	5.562	0.128	78.19
13	42	Ben JOLLIFFE	GBR	Honda - Wilson Racing	1:54.647	12	13	5.696	0.134	78.10
14	61	Harrison MACKAY	GBR	Honda - Wilson Racing / HMR	1:54.653	13	13	5.702	0.006	78.10
15	2	Josh BANNISTER	GBR	Honda - Dunsley Heat Racing	1:54.736	13	13	5.785	0.083	78.04
16	40	Julian CORREA	USA	Honda - Microlise Cresswell Racing	1:54.975	3	5	6.024	0.239	77.88
17	88	Mason FOSTER	GBR	Honda - Sublime	1:54.989	12	12	6.038	0.014	77.87
18	82	Kyle PAYNE	GBR	Honda - Illusion Racing	1:58.142	12	12	9.191	3.153	75.79
QUALIFYING LAPTIME (110.0% of 1:48.951) = 1:59.846										
19	48	Ollie WALKER	GBR	Honda - Walker Racing	2:01.112	10	10	12.161	2.970	73.93
20	76	Charlie HUNTINGFORD	GBR	Honda - Mototechniks	2:02.142	10	10	13.191	1.030	73.31
21	22	Jensen BISHOP	GBR	Honda - Wilson Racing / JBR	2:10.007	8	11	21.056	7.865	68.87

Weather / Track : Cloudy / Damp

These results are provisional until the conclusion of any judicial and technical matters.

Date: 27/09/2024 Start: 10:10 Finish: 10:35

Donington Park GP: 2.4873 miles

Race Director: Stuart Higgs <i>S. Higgs</i>	Stewards:	Timekeeper: Richard Evans <i>R. EVANS</i>	
<small>Digitally Approved at 10:43 Friday, 27 September 2024</small>		<small>Digitally Approved at 10:43 Friday, 27 September 2024</small>	

Results can be found at www.tsl-timing.com

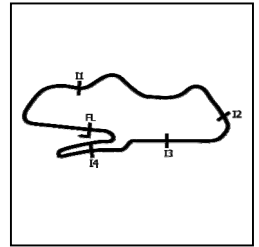
Printed - 10:37 Friday, 27 September 2024

MCRCB BULLETIN TK016

2024 Bennetts British Superbike Championship - Round 10

2024 R&G British Talent Cup

FREE PRACTICE 1 - SECTOR ANALYSIS



SECTOR 1 = FL to I1, SECTOR 2 = I1 to I2, SECTOR 3 = I2 to I3, SECTOR 4 = I3 to I4, SECTOR 5 = I4 to FL, DIFF = Difference To Personal Best Lap, P = Crossed Finish Line in Pit Lane, D = Time Disallowed

P1		28		Charlie BARNES		Honda - SENCAT Talent Team / Mortimer Racing						
IDEAL LAP TIME :		1:48.886		BEST LAP TIME :		1:48.951		DIFFERENCE : 0.065				
LAP	SECTOR 1	SECTOR 2	SECTOR 3	SECTOR 4	SECTOR 5	LAP TIME	MPH	DIFF	TIME OF DAY			
1-	OUTLAP	93.7	32.308	15.323	111.2	14.732	30.037	83.4		10:12:27.836		
2-	24.512	100.4	32.261	15.606	112.5	14.345	29.703	83.0	1:56.427	76.91	7.476	10:14:24.263
3-	24.411	102.4	30.972	14.785	112.7	14.028	29.503	86.9	1:53.699	78.75	4.748	10:16:17.962
4-	24.360	101.9	30.461	14.840	113.5	13.960	30.119	86.0	1:53.740	78.72	4.789	10:18:11.702
5-	24.295	100.6	31.007	14.703	112.9	14.128	29.127	85.5	1:53.260	79.06	4.309	10:20:04.962
6-	24.134	102.9	30.615	14.747	113.9	13.898	29.367	82.1	1:52.761	79.41	3.810	10:21:57.723
7-	23.888	107.8	30.153	14.851	113.7	13.887	29.231	85.5	1:52.010	79.94	3.059	10:23:49.733
8-	23.862	104.0	30.204	14.712	112.9	13.720	29.110	86.1	1:51.608	80.23	2.657	10:25:41.341
9-	23.566	110.7	29.839	14.667	113.1	13.726	28.825	87.0	1:50.623 (2)	80.94	1.672	10:27:31.964
10-	23.720	107.8	29.869	15.195	111.1	13.681	28.526	87.2	1:50.991 (3)	80.67	2.040	10:29:22.955
11-	23.333	111.2	30.421	14.734	112.2	13.597	IN PIT		1:49.766 P	81.57	0.815	10:31:12.721
12-	OUTLAP	106.1	29.912	14.403	113.9	13.775	28.559	87.8	2:34.966	57.78	46.015	10:33:47.687
13-	23.398	109.8	29.233	14.370	112.7	13.561	28.389	86.7	1:48.951 (1)	82.18		10:35:36.638

P2		29		Lucas BROWN		Honda - SENCAT Talent Team / Mortimer Racing						
IDEAL LAP TIME :		1:49.406		BEST LAP TIME :		1:49.406		DIFFERENCE : 0.000				
LAP	SECTOR 1	SECTOR 2	SECTOR 3	SECTOR 4	SECTOR 5	LAP TIME	MPH	DIFF	TIME OF DAY			
1-	OUTLAP	77.1	35.837	16.226	111.2	15.962	31.823	84.3				10:12:11.982
2-	26.253	86.7	33.573	15.864	111.8	14.396	30.817	84.8	2:00.903	74.06	11.497	10:14:12.885
3-	26.161	88.4	32.706	15.502	112.2	14.260	30.347	85.2	1:58.976	75.26	9.570	10:16:11.861
4-	25.474	95.1	32.431	15.420	112.9	14.707	31.669	85.5	1:59.701	74.80	10.295	10:18:11.562
5-	25.194	96.6	31.844	15.178	112.5	14.004	29.586	85.5	1:55.806	77.32	6.400	10:20:07.368
6-	25.017	101.2	31.044	14.941	112.4	13.907	29.472	85.5	1:54.381	78.28	4.975	10:22:01.749
7-	24.769	101.5	30.849	14.991	114.3	14.010	29.612	85.9	1:54.231	78.38	4.825	10:23:55.980
8-	24.593	103.0	30.685	14.997	112.2	13.780	29.642	86.1	1:53.697	78.75	4.291	10:25:49.677
9-	24.453	103.0	30.828	14.890	112.5	13.755	28.920	86.3	1:52.846	79.35	3.440	10:27:42.523
10-	24.815	104.0	30.190	14.684	113.3	13.551	28.812	86.7	1:52.052	79.91	2.646	10:29:34.575
11-	24.408	101.5	30.079	14.671	112.7	13.440	28.688	87.2	1:51.286 (3)	80.46	1.880	10:31:25.861
12-	24.234	104.0	29.651	14.521	114.5	13.518	28.586	87.0	1:50.510 (2)	81.02	1.104	10:33:16.371
13-	23.824	108.2	29.403	14.475	113.7	13.355	28.349	86.2	1:49.406 (1)	81.84		10:35:05.777

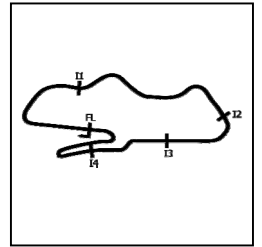
P3		7		Harley McCABE		Honda - Fibre Tec Honda						
IDEAL LAP TIME :		1:50.010		BEST LAP TIME :		1:50.010		DIFFERENCE : 0.000				
LAP	SECTOR 1	SECTOR 2	SECTOR 3	SECTOR 4	SECTOR 5	LAP TIME	MPH	DIFF	TIME OF DAY			
1-	OUTLAP	79.2	35.611	15.828	112.4	15.767	32.893	84.7				10:12:17.785
2-	26.478	86.9	33.132	15.796	109.2	14.836	31.173	84.4	2:01.415	73.75	11.405	10:14:19.200
3-	25.121	97.8	32.298	15.502	112.0	15.064	30.281	85.5	1:58.266	75.71	8.256	10:16:17.466
4-	24.740	98.1	31.308	15.076	112.5	14.168	30.147	85.8	1:55.439	77.56	5.429	10:18:12.905
5-	24.829	94.1	31.252	14.874	114.5	14.340	30.062	86.2	1:55.357	77.62	5.347	10:20:08.262
6-	24.886	98.9	30.784	14.913	114.7	14.037	29.807	86.0	1:54.427	78.25	4.417	10:22:02.689
7-	24.069	104.5	30.766	14.737	114.9	13.961	29.435	86.3	1:52.968	79.26	2.958	10:23:55.657
8-	24.109	105.5	30.182	14.810	113.3	13.972	29.735	87.4	1:52.808	79.37	2.798	10:25:48.465
9-	24.497	89.1	30.592	14.681	114.1	13.950	29.677	88.6	1:53.397	78.96	3.387	10:27:41.862
10-	24.479	102.7	30.047	14.639	115.3	14.281	33.787	87.0	1:57.233	76.38	7.223	10:29:39.095
11-	23.996	106.0	30.559	14.714	112.5	13.916	29.177	86.7	1:52.362 (3)	79.69	2.352	10:31:31.457
12-	24.240	102.7	30.006	14.546	114.7	13.585	28.508	86.8	1:50.885 (2)	80.75	0.875	10:33:22.342
13-	23.947	103.4	29.657	14.437	114.3	13.480	28.489	87.0	1:50.010 (1)	81.39		10:35:12.352

MCRCB BULLETIN TK016

2024 Bennetts British Superbike Championship - Round 10

2024 R&G British Talent Cup

FREE PRACTICE 1 - SECTOR ANALYSIS



SECTOR 1 = FL to I1, SECTOR 2 = I1 to I2, SECTOR 3 = I2 to I3, SECTOR 4 = I3 to I4, SECTOR 5 = I4 to FL, DIFF = Difference To Personal Best Lap, P = Crossed Finish Line in Pit Lane, D = Time Disallowed

P4 65		Alexander ROWAN					Honda - Alexander Rowan Racing					
IDEAL LAP TIME : 1:50.431		BEST LAP TIME : 1:50.444					DIFFERENCE : 0.013					
LAP	SECTOR 1	SECTOR 2	SECTOR 3	SECTOR 4	SECTOR 5	LAP TIME	MPH	DIFF	TIME OF DAY			
1-	OUTLAP	81.0	35.796	15.982	113.5	15.917	32.988	85.1		10:12:13.608		
2-	26.454	93.2	33.161	15.239	114.5	15.061	31.222	86.0	2:01.137	73.92	10.693	10:14:14.745
3-	25.042	97.5	32.192	15.350	111.4	14.709	30.763	87.0	1:58.056	75.84	7.612	10:16:12.801
4-	24.935	99.8	32.198	15.109	114.5	14.706	31.294	86.4	1:58.242	75.72	7.798	10:18:11.043
5-	25.151	99.1	30.973	14.543	114.5	14.559	29.930	86.2	1:55.156	77.75	4.712	10:20:06.199
6-	24.406	105.1	31.182	14.658	115.1	14.479	30.196	86.5	1:54.921	77.91	4.477	10:22:01.120
7-	24.054	107.8	30.364	14.718	114.5	14.379	29.789	86.8	1:53.304	79.03	2.860	10:23:54.424
8-	24.004	107.2	30.299	14.561	113.9	15.107	29.861	87.1	1:53.832	78.66	3.388	10:25:48.256
9-	24.182	99.8	30.505	14.698	112.9	14.154	29.917	87.9	1:53.456	78.92	3.012	10:27:41.712
10-	24.403	108.5	30.167	14.573	113.9	13.924	29.488	87.4	1:52.555	79.55	2.111	10:29:34.267
11-	23.906	108.0	29.986	14.444	113.5	13.790	29.308	87.8	1:51.434 (2)	80.35	0.990	10:31:25.701
12-	23.822	108.9	29.960	14.287	115.9	13.956	29.541	88.6	1:51.566 (3)	80.26	1.122	10:33:17.267
13-	23.835	106.8	29.593	14.202	115.9	13.744	29.070	87.7	1:50.444 (1)	81.07		10:35:07.711

P5 71		Daniel GOODMAN					Honda - Fibre Tec Honda					
IDEAL LAP TIME : 1:50.376		BEST LAP TIME : 1:50.508					DIFFERENCE : 0.132					
LAP	SECTOR 1	SECTOR 2	SECTOR 3	SECTOR 4	SECTOR 5	LAP TIME	MPH	DIFF	TIME OF DAY			
1-	OUTLAP	79.9	34.678	16.074	109.8	15.312	31.519	84.2		10:12:07.285		
2-	25.618	89.7	33.192	15.490	111.2	14.750	31.102	84.5	2:00.152	74.52	9.644	10:14:07.437
3-	25.578	93.8	31.964	15.188	110.0	14.156	30.225	85.8	1:57.111	76.46	6.603	10:16:04.548
4-	24.807	95.8	31.423	15.123	114.3	14.415	30.090	86.1	1:55.858	77.28	5.350	10:18:00.406
5-	25.114	93.7	31.282	14.760	113.3	13.977	29.812	85.8	1:54.945	77.90	4.437	10:19:55.351
6-	24.591	97.2	30.982	14.719	112.9	13.936	29.668	85.9	1:53.896	78.61	3.388	10:21:49.247
7-	24.395	99.5	30.652	14.691	113.3	13.758	29.598	86.8	1:53.094 (3)	79.17	2.586	10:23:42.341
8-	26.279	80.2	31.065	14.918	108.9	14.175	IN PIT		1:55.586 P	77.47	5.078	10:25:37.927
9-	OUTLAP	95.3	31.239	15.238	111.4	14.282	29.457	86.8	3:09.255	47.31	1:18.747	10:28:47.182
10-	24.808	94.7	31.121	14.695	112.0	14.007	29.432	86.7	1:54.063	78.50	3.555	10:30:41.245
11-	24.387	98.5	31.272	14.924	114.9	14.160	29.112	86.3	1:53.855	78.64	3.347	10:32:35.100
12-	24.022	101.3	30.165	14.527	114.1	13.602	28.603	86.9	1:50.919 (2)	80.72	0.411	10:34:26.019
13-	23.895	103.0	29.859	14.434	114.1	13.734	28.586	86.7	1:50.508 (1)	81.02		10:36:16.527

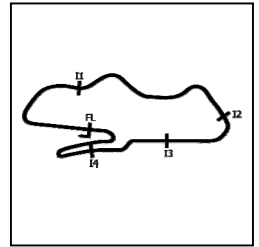
P6 67		George BOWES					Honda - GB67 Racing					
IDEAL LAP TIME : 1:50.960		BEST LAP TIME : 1:51.212					DIFFERENCE : 0.252					
LAP	SECTOR 1	SECTOR 2	SECTOR 3	SECTOR 4	SECTOR 5	LAP TIME	MPH	DIFF	TIME OF DAY			
1-	OUTLAP	76.6	35.751	16.193	112.4	15.687	32.085	85.8		10:12:26.195		
2-	27.291	86.5	33.726	15.979	113.7	15.534	31.739	86.8	2:04.269	72.05	13.057	10:14:30.464
3-	26.633	91.4	32.855	15.874	112.0	14.886	30.637	85.4	2:00.885	74.07	9.673	10:16:31.349
4-	26.274	93.2	32.634	15.675	113.3	14.574	30.658	85.0	1:59.815	74.73	8.603	10:18:31.164
5-	25.956	90.3	32.157	15.632	112.0	14.643	30.390	87.6	1:58.778	75.38	7.566	10:20:29.942
6-	25.744	93.8	32.445	15.376	113.9	14.192	30.055	87.2	1:57.812	76.00	6.600	10:22:27.754
7-	25.381	98.6	31.784	15.241	115.5	14.091	29.458	87.4	1:55.955	77.22	4.743	10:24:23.709
8-	24.779	98.6	31.362	15.066	114.3	14.034	29.171	88.0	1:54.412	78.26	3.200	10:26:18.121
9-	24.791	97.8	30.985	14.929	114.5	13.888	28.866	88.4	1:53.459	78.92	2.247	10:28:11.580
10-	24.559	102.7	30.774	15.048	115.1	13.860	29.311	87.8	1:53.552	78.85	2.340	10:30:05.132
11-	24.480	99.1	30.485	14.734	113.5	13.663	28.508	88.6	1:51.870 (3)	80.04	0.658	10:31:57.002
12-	24.430	101.6	30.577	14.703	113.9	13.517	28.633	89.4	1:51.860 (2)	80.05	0.648	10:33:48.862
13-	24.169	104.0	30.127	14.639	115.7	13.586	28.691	89.1	1:51.212 (1)	80.51		10:35:40.074

MCRCB BULLETIN TK016

2024 Bennetts British Superbike Championship - Round 10

2024 R&G British Talent Cup

FREE PRACTICE 1 - SECTOR ANALYSIS



SECTOR 1 = FL to I1, SECTOR 2 = I1 to I2, SECTOR 3 = I2 to I3, SECTOR 4 = I3 to I4, SECTOR 5 = I4 to FL, DIFF = Difference To Personal Best Lap, P = Crossed Finish Line in Pit Lane, D = Time Disallowed

P7 16		Jack BURROWS				Honda - Burrows Engineering / RK Racing						
IDEAL LAP TIME : 1:51.317		BEST LAP TIME : 1:51.626				DIFFERENCE : 0.309						
LAP	SECTOR 1	SECTOR 2	SECTOR 3	SECTOR 4	SECTOR 5	LAP TIME	MPH	DIFF	TIME OF DAY			
1-	OUTLAP	84.0	35.446	15.538	111.8	14.963	31.938	83.4		10:12:10.279		
2-	26.016	83.4	32.632	15.493	111.8	14.265	30.466	85.1	1:58.872	75.32	7.246	10:14:09.151
3-	25.007	100.7	31.724	15.403	110.9	14.197	29.502	86.3	1:55.833	77.30	4.207	10:16:04.984
4-	24.589	98.5	31.189	15.039	112.2	14.255	29.785	86.1	1:54.857	77.96	3.231	10:17:59.841
5-	24.795	94.3	31.454	15.214	112.2	14.154	IN PIT		1:52.716	P 79.44	1.090	10:19:52.557
6-	OUTLAP	100.0	32.208	15.161	111.2	14.215	29.324	85.4	6:41.115	22.32	4:49.489	10:26:33.672
7-	24.506	98.3	30.800	15.082	111.6	13.696	28.995	86.1	1:53.079	79.18	1.453	10:28:26.751
8-	24.381	101.9	30.704	15.061	111.6	13.857	28.746	86.1	1:52.749	79.41	1.123	10:30:19.500
9-	24.118	100.9	30.804	14.872	111.8	13.795	28.621	86.0	1:52.210	(3) 79.80	0.584	10:32:11.710
10-	24.090	102.2	30.329	14.885	112.4	13.608	29.024	86.2	1:51.936	(2) 79.99	0.310	10:34:03.646
11-	24.115	107.0	30.126	15.028	111.2	13.664	28.693	86.8	1:51.626	(1) 80.21		10:35:55.272

P8 99		Peter WILLIS				Honda - Clonlough.ie by WM Racing						
IDEAL LAP TIME : 1:51.487		BEST LAP TIME : 1:52.184				DIFFERENCE : 0.697						
LAP	SECTOR 1	SECTOR 2	SECTOR 3	SECTOR 4	SECTOR 5	LAP TIME	MPH	DIFF	TIME OF DAY			
1-	OUTLAP	82.7	34.704	16.322	109.2	15.762	31.374	85.4				10:12:25.284
2-	26.264	89.9	33.427	16.253	112.4	16.342	IN PIT		2:02.895	P 72.86	10.711	10:14:28.179
3-	OUTLAP	92.5	32.323	15.676	110.3	15.187	30.401	87.4	3:21.293	44.48	1:29.109	10:17:49.472
4-	25.292	97.2	31.647	15.442	111.1	14.614	29.731	87.0	1:56.726	76.71	4.542	10:19:46.198
5-	25.130	97.1	31.272	15.134	111.6	14.391	29.401	86.7	1:55.328	77.64	3.144	10:21:41.526
6-	24.882	99.4	31.190	15.075	112.0	14.464	29.801	85.4	1:55.412	77.58	3.228	10:23:36.938
7-	24.885	98.3	30.828	15.095	112.9	15.380	29.536	86.9	1:55.724	77.37	3.540	10:25:32.662
8-	24.385	103.8	31.207	15.175	111.2	14.458	29.662	86.1	1:54.887	77.94	2.703	10:27:27.549
9-	24.514	103.5	30.556	14.995	111.2	14.165	29.230	87.8	1:53.460	78.92	1.276	10:29:21.009
10-	24.299	106.6	30.339	14.774	111.2	14.029	28.743	87.4	1:52.184	(1) 79.81		10:31:13.193
11-	24.438	100.3	30.817	15.077	111.8	14.164	29.613	88.6	1:54.109	78.47	1.925	10:33:07.302
12-	24.693	101.8	30.218	14.877	111.6	13.883	29.238	86.9	1:52.909	(3) 79.30	0.725	10:35:00.211
13-	23.951	104.5	30.181	14.729	114.1	14.310	29.198	86.9	1:52.369	(2) 79.68	0.185	10:36:52.580

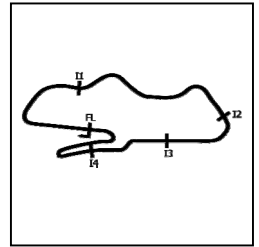
P9 24		Ryan FROST				Honda - Fibre Tec Honda						
IDEAL LAP TIME : 1:53.198		BEST LAP TIME : 1:53.247				DIFFERENCE : 0.049						
LAP	SECTOR 1	SECTOR 2	SECTOR 3	SECTOR 4	SECTOR 5	LAP TIME	MPH	DIFF	TIME OF DAY			
1-	OUTLAP	76.5	36.003	16.084	112.7	15.649	32.468	87.0				10:12:19.198
2-	27.243	82.3	34.115	15.601	114.5	15.175	31.185	86.2	2:03.319	72.61	10.072	10:14:22.517
3-	25.829	90.6	32.375	15.401	114.1	14.619	30.791	87.9	1:59.015	75.23	5.768	10:16:21.532
4-	26.192	86.8	32.421	15.404	113.1	14.720	30.736	88.4	1:59.473	74.94	6.226	10:18:21.005
5-	25.688	89.2	32.157	15.362	112.9	14.567	30.323	88.5	1:58.097	75.82	4.850	10:20:19.102
6-	25.493	91.8	31.851	15.050	114.7	14.245	30.031	88.3	1:56.670	76.75	3.423	10:22:15.772
7-	25.100	94.5	31.446	15.037	114.7	14.401	30.029	88.3	1:56.013	77.18	2.766	10:24:11.785
8-	24.934	99.2	31.062	14.885	114.3	14.073	29.788	88.8	1:54.742	78.03	1.495	10:26:06.527
9-	24.759	100.9	31.032	15.335	111.4	14.290	29.911	88.6	1:55.327	77.64	2.080	10:28:01.854
10-	24.754	100.6	30.955	14.969	115.3	13.980	29.809	89.2	1:54.467	(3) 78.22	1.220	10:29:56.321
11-	24.547	99.5	30.847	14.852	115.1	14.081	29.995	89.4	1:54.322	(2) 78.32	1.075	10:31:50.643
12-	24.977	94.6	31.914	14.979	115.1	13.976	29.701	89.3	1:55.547	77.49	2.300	10:33:46.190
13-	24.576	101.8	30.616	14.642	115.9	13.996	29.417	89.2	1:53.247	(1) 79.07		10:35:39.437

MCRCB BULLETIN TK016

2024 Bennetts British Superbike Championship - Round 10

2024 R&G British Talent Cup

FREE PRACTICE 1 - SECTOR ANALYSIS



SECTOR 1 = FL to I1, SECTOR 2 = I1 to I2, SECTOR 3 = I2 to I3, SECTOR 4 = I3 to I4, SECTOR 5 = I4 to FL, DIFF = Difference To Personal Best Lap, P = Crossed Finish Line in Pit Lane, D = Time Disallowed

P10 19		Scott McPHEE					Honda - SMP Racing					
IDEAL LAP TIME : 1:53.628		BEST LAP TIME : 1:53.774					DIFFERENCE : 0.146					
LAP	SECTOR 1	SECTOR 2	SECTOR 3	SECTOR 4	SECTOR 5	LAP TIME	MPH	DIFF	TIME OF DAY			
1-	OUTLAP	75.8	36.625	16.365	110.1	15.948	32.962	83.8		10:12:16.599		
2-	26.782	84.4	33.692	16.138	109.2	15.387	32.217	83.9	2:04.216	72.08	10.442	10:14:20.815
3-	26.652	86.8	33.712	15.711	112.9	14.749	30.658	85.8	2:01.482	73.71	7.708	10:16:22.297
4-	26.240	90.5	33.311	15.739	112.5	14.595	30.696	85.3	2:00.581	74.26	6.807	10:18:22.878
5-	25.911	91.1	32.568	15.522	110.5	14.810	30.692	87.0	1:59.503	74.93	5.729	10:20:22.381
6-	25.494	93.9	31.777	15.046	113.7	14.121	29.925	85.4	1:56.363	76.95	2.589	10:22:18.744
7-	25.982	93.5	32.081	15.518	109.8	14.588	IN PIT		1:58.879	P	5.105	10:24:17.623
8-	OUTLAP	89.8	32.450	15.272	112.0	14.350	31.846	86.1	3:11.766	46.69	1:17.992	10:27:29.389
9-	25.409	97.3	31.097	14.869	112.5	14.103	29.565	86.8	1:55.043	77.83	1.269	10:29:24.432
10-	24.811	100.1	30.898	14.964	112.7	13.966	29.756	86.3	1:54.395	(2)	0.621	10:31:18.827
11-	24.957	99.5	30.796	14.659	114.5	13.840	29.522	86.9	1:53.774	(1)	78.70	10:33:12.601
12-	25.057	97.1	30.817	14.670	113.7	13.853	30.240	83.6	1:54.637	(3)	0.863	10:35:07.238

P11 91		Joshua RAYMOND Jnr					Honda - Fibre Tec Honda					
IDEAL LAP TIME : 1:54.172		BEST LAP TIME : 1:54.385					DIFFERENCE : 0.213					
LAP	SECTOR 1	SECTOR 2	SECTOR 3	SECTOR 4	SECTOR 5	LAP TIME	MPH	DIFF	TIME OF DAY			
1-	OUTLAP	75.6	36.630	16.427	111.4	16.369	33.839	85.9				10:12:17.345
2-	27.579	84.9	34.763	15.811	113.1	15.801	31.591	87.3	2:05.545	71.32	11.160	10:14:22.890
3-	26.617	92.3	32.736	15.291	114.1	14.889	30.965	88.0	2:00.498	74.31	6.113	10:16:23.388
4-	26.060	95.7	33.005	15.269	114.7	14.740	30.724	88.5	1:59.798	74.74	5.413	10:18:23.186
5-	25.704	91.0	32.670	15.296	112.7	14.620	30.723	88.0	1:59.013	75.23	4.628	10:20:22.199
6-	25.902	91.9	32.172	14.981	114.9	14.251	30.259	87.7	1:57.565	76.16	3.180	10:22:19.764
7-	25.259	98.3	31.922	14.995	115.9	14.441	30.075	88.0	1:56.692	76.73	2.307	10:24:16.456
8-	25.211	97.3	31.271	14.715	114.9	14.169	29.847	89.7	1:55.213	77.72	0.828	10:26:11.669
9-	25.025	97.5	31.528	14.901	115.5	14.611	30.407	88.1	1:56.472	76.88	2.087	10:28:08.141
10-	25.125	97.5	33.270	15.393	114.3	14.477	29.989	88.7	1:58.254	75.72	3.869	10:30:06.395
11-	24.977	100.9	30.929	14.681	115.3	14.140	29.795	89.5	1:54.522	(2)	0.137	10:32:00.917
12-	24.721	99.2	31.103	14.780	115.5	14.218	29.802	88.7	1:54.624	(3)	0.239	10:33:55.541
13-	24.814	99.5	30.861	14.661	114.9	14.134	29.915	87.8	1:54.385	(1)	78.28	10:35:49.926

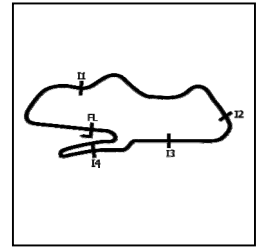
P12 11		Iwan JONES					Honda - Jones Brothers Racing					
IDEAL LAP TIME : 1:54.213		BEST LAP TIME : 1:54.513					DIFFERENCE : 0.300					
LAP	SECTOR 1	SECTOR 2	SECTOR 3	SECTOR 4	SECTOR 5	LAP TIME	MPH	DIFF	TIME OF DAY			
1-	OUTLAP	78.0	36.761	33.742	94.7	17.131	33.485	81.7				10:13:19.341
2-	27.227	88.7	35.155	16.371	108.9	15.878	32.227	84.0	2:06.858	70.58	12.345	10:15:26.199
3-	26.228	90.1	33.302	16.023	108.5	15.007	31.649	83.7	2:02.209	73.27	7.696	10:17:28.408
4-	25.679	95.0	33.009	15.869	109.6	15.216	31.261	83.4	2:01.034	73.98	6.521	10:19:29.442
5-	25.435	96.1	32.937	15.847	109.1	14.706	31.374	84.3	2:00.299	74.43	5.786	10:21:29.741
6-	25.911	96.8	33.291	15.750	109.6	15.143	31.363	83.4	2:01.458	73.72	6.945	10:23:31.199
7-	25.144	100.1	33.593	15.687	108.7	14.798	31.197	84.2	2:00.419	74.36	5.906	10:25:31.618
8-	24.902	99.8	32.107	15.322	110.0	14.517	30.422	85.0	1:57.270	76.35	2.757	10:27:28.888
9-	24.808	103.4	31.652	15.567	108.9	14.350	30.182	86.0	1:56.559	76.82	2.046	10:29:25.447
10-	24.815	100.9	31.638	15.375	108.4	14.401	30.164	84.7	1:56.393	(3)	1.880	10:31:21.840
11-	24.647	101.5	31.017	15.217	110.3	14.130	29.764	87.1	1:54.775	(2)	0.262	10:33:16.615
12-	24.354	104.0	30.858	15.107	110.1	14.160	30.034	84.4	1:54.513	(1)	78.19	10:35:11.128

MCRCB BULLETIN TK016

2024 Bennetts British Superbike Championship - Round 10

2024 R&G British Talent Cup

FREE PRACTICE 1 - SECTOR ANALYSIS



SECTOR 1 = FL to I1, SECTOR 2 = I1 to I2, SECTOR 3 = I2 to I3, SECTOR 4 = I3 to I4, SECTOR 5 = I4 to FL, DIFF = Difference To Personal Best Lap, P = Crossed Finish Line in Pit Lane, D = Time Disallowed

P13 42		Ben JOLLIFFE					Honda - Wilson Racing					
IDEAL LAP TIME : 1:54.417		BEST LAP TIME : 1:54.647					DIFFERENCE : 0.230					
LAP	SECTOR 1	SECTOR 2	SECTOR 3	SECTOR 4	SECTOR 5	LAP TIME	MPH	DIFF	TIME OF DAY			
1-	OUTLAP	75.0	37.298	16.908	107.2	16.551	33.016	83.8		10:12:58.654		
2-	27.331	83.0	35.389	16.319	112.7	15.855	32.089	84.7	2:06.983	70.51	12.336	10:15:05.637
3-	27.368	86.2	34.114	15.933	111.4	15.630	31.478	84.2	2:04.523	71.91	9.876	10:17:10.160
4-	27.043	89.3	32.972	16.072	110.7	15.125	31.398	85.2	2:02.610	73.03	7.963	10:19:12.770
5-	26.384	87.8	33.195	15.940	111.4	15.048	31.297	83.8	2:01.864	73.47	7.217	10:21:14.634
6-	26.294	92.0	33.094	16.152	111.2	15.100	30.880	85.2	2:01.520	73.68	6.873	10:23:16.154
7-	26.166	88.7	32.649	15.744	112.0	14.911	30.470	85.2	1:59.940	74.65	5.293	10:25:16.094
8-	25.573	91.3	32.741	16.023	109.6	15.212	30.249	85.9	1:59.798	74.74	5.151	10:27:15.892
9-	25.331	96.6	32.444	15.742	111.1	14.931	30.119	85.4	1:58.567	75.52	3.920	10:29:14.459
10-	25.175	100.7	31.607	15.648	111.6	14.282	29.828	86.5	1:56.540 (3)	76.83	1.893	10:31:10.999
11-	24.972	97.9	31.368	15.399	111.8	14.271	30.168	86.3	1:56.178 (2)	77.07	1.531	10:33:07.177
12-	25.101	93.5	30.813	14.927	112.9	14.372	29.434	86.4	1:54.647 (1)	78.10		10:35:01.824
13-	25.776	86.9	39.484	19.674	93.8	17.827	IN PIT		2:17.124 P	65.30	22.477	10:37:18.948

P14 61		Harrison MACKAY					Honda - Wilson Racing / HMR					
IDEAL LAP TIME : 1:54.653		BEST LAP TIME : 1:54.653					DIFFERENCE : 0.000					
LAP	SECTOR 1	SECTOR 2	SECTOR 3	SECTOR 4	SECTOR 5	LAP TIME	MPH	DIFF	TIME OF DAY			
1-	OUTLAP	69.9	39.839	17.280	100.4	17.728	33.829	82.8				10:12:47.596
2-	28.057	79.4	35.401	16.254	110.1	15.990	32.389	82.8	2:08.091	69.90	13.438	10:14:55.687
3-	27.516	80.3	34.555	15.973	112.4	15.358	31.775	85.1	2:05.177	71.53	10.524	10:17:00.864
4-	27.562	78.2	34.058	15.903	112.5	15.455	31.400	85.1	2:04.378	71.99	9.725	10:19:05.242
5-	26.804	85.1	33.419	15.641	113.3	15.327	31.150	85.7	2:02.341	73.19	7.688	10:21:07.583
6-	26.066	89.1	33.018	15.419	113.7	15.211	31.065	85.5	2:00.779	74.13	6.126	10:23:08.362
7-	26.000	87.8	32.884	15.180	114.1	14.960	30.765	86.2	1:59.789	74.75	5.136	10:25:08.151
8-	25.741	91.8	32.508	15.163	113.5	14.638	30.607	86.7	1:58.657	75.46	4.004	10:27:06.808
9-	25.334	94.6	31.858	15.058	113.5	14.343	30.111	87.0	1:56.704	76.72	2.051	10:29:03.512
10-	25.115	93.8	32.040	15.007	113.7	14.403	30.363	82.9	1:56.928	76.58	2.275	10:31:00.440
11-	25.295	93.2	31.924	14.953	114.3	14.130	29.934	87.1	1:56.236 (2)	77.03	1.583	10:32:56.676
12-	24.958	97.6	31.687	14.793	113.3	14.676	30.234	86.5	1:56.348 (3)	76.96	1.695	10:34:53.024
13-	24.771	96.1	31.268	14.722	114.7	14.097	29.795	87.7	1:54.653 (1)	78.10		10:36:47.677

P15 2		Josh BANNISTER					Honda - Dunsley Heat Racing					
IDEAL LAP TIME : 1:54.736		BEST LAP TIME : 1:54.736					DIFFERENCE : 0.000					
LAP	SECTOR 1	SECTOR 2	SECTOR 3	SECTOR 4	SECTOR 5	LAP TIME	MPH	DIFF	TIME OF DAY			
1-	OUTLAP	83.5	35.421	15.870	110.0	15.800	32.107	83.7				10:12:09.859
2-	26.146	90.1	33.167	15.334	110.0	15.017	30.803	84.3	2:00.467	74.33	5.731	10:14:10.326
3-	25.872	90.9	32.556	15.408	109.6	14.889	30.504	84.6	1:59.229	75.10	4.493	10:16:09.555
4-	26.132	89.5	32.970	15.694	109.1	14.950	32.426	84.9	2:02.172	73.29	7.436	10:18:11.727
5-	26.138	92.4	31.650	15.146	110.3	14.744	30.493	85.0	1:58.171	75.77	3.435	10:20:09.898
6-	25.711	91.4	32.552	15.462	110.1	15.243	30.561	84.4	1:59.529	74.91	4.793	10:22:09.427
7-	25.800	94.6	32.376	15.436	109.6	14.988	34.683	83.7	2:03.283	72.63	8.547	10:24:12.710
8-	25.599	96.8	31.702	15.138	108.5	14.682	30.515	84.9	1:57.636	76.12	2.900	10:26:10.346
9-	25.301	95.5	31.978	15.250	109.8	14.613	30.168	85.0	1:57.310	76.33	2.574	10:28:07.656
10-	25.344	95.3	31.703	15.280	109.8	14.716	30.527	84.8	1:57.570	76.16	2.834	10:30:05.226
11-	24.985	99.4	31.059	14.954	110.5	14.579	29.951	84.9	1:55.528 (2)	77.50	0.792	10:32:00.754
12-	25.294	102.1	31.106	15.008	111.2	14.480	30.210	84.2	1:56.098 (3)	77.12	1.362	10:33:56.852
13-	24.915	102.7	30.986	14.906	110.7	14.283	29.646	85.4	1:54.736 (1)	78.04		10:35:51.588

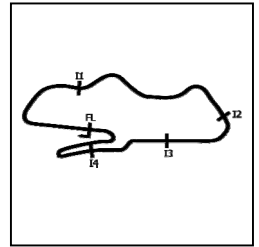
P16 40		Julian CORREA					Honda - Microlise Cresswell Racing					
IDEAL LAP TIME : 1:54.945		BEST LAP TIME : 1:54.975					DIFFERENCE : 0.030					
LAP	SECTOR 1	SECTOR 2	SECTOR 3	SECTOR 4	SECTOR 5	LAP TIME	MPH	DIFF	TIME OF DAY			
1-	OUTLAP	79.8	36.272	15.718	113.9	15.371	31.900	81.3				10:12:08.722
2-	25.403	92.9	32.105	15.317	115.7	14.049	30.316	86.0	1:57.190 (2)	76.40	2.215	10:14:05.912
3-	24.483	101.8	31.201	15.056	115.7	14.079	30.156	87.4	1:54.975 (1)	77.88		10:16:00.887
4-	25.336	89.8	35.500	15.876	105.1	15.294	IN PIT		2:03.944 P	72.24	8.969	10:18:04.831
5-	OUTLAP	69.9	43.284	21.288	72.0	22.075	IN PIT		15:59.293 P	9.33	14:04.318	10:34:04.124

MCRCB BULLETIN TK016

2024 Bennetts British Superbike Championship - Round 10

2024 R&G British Talent Cup

FREE PRACTICE 1 - SECTOR ANALYSIS



SECTOR 1 = FL to I1, SECTOR 2 = I1 to I2, SECTOR 3 = I2 to I3, SECTOR 4 = I3 to I4, SECTOR 5 = I4 to FL, DIFF = Difference To Personal Best Lap, P = Crossed Finish Line in Pit Lane, D = Time Disallowed

P17 88		Mason FOSTER					Honda - Sublime					
IDEAL LAP TIME : 1:54.944		BEST LAP TIME : 1:54.989					DIFFERENCE : 0.045					
LAP	SECTOR 1	SECTOR 2	SECTOR 3	SECTOR 4	SECTOR 5	LAP TIME	MPH	DIFF	TIME OF DAY			
1-	OUTLAP	77.8	37.093	16.923	108.7	16.294	33.448	83.5		10:14:30.804		
2-	27.551	90.6	34.359	16.138	109.4	15.418	32.776	84.8	2:06.242	70.93	11.253	10:16:37.046
3-	26.675	92.6	33.584	16.562	111.2	15.558	31.819	85.7	2:04.198	72.09	9.209	10:18:41.244
4-	26.251	92.0	33.706	15.806	110.9	15.230	31.397	86.1	2:02.390	73.16	7.401	10:20:43.634
5-	26.395	97.8	32.687	15.417	112.5	14.927	31.217	85.5	2:00.643	74.22	5.654	10:22:44.277
6-	25.991	97.6	32.596	15.295	113.9	15.074	30.983	86.3	1:59.939	74.65	4.950	10:24:44.216
7-	25.510	97.9	32.349	15.341	113.1	14.905	30.775	86.4	1:58.880	75.32	3.891	10:26:43.096
8-	25.484	96.6	32.634	15.168	113.1	14.708	30.809	87.2	1:58.803	75.37	3.814	10:28:41.899
9-	25.271	99.8	32.188	15.144	112.5	14.688	30.707	87.0	1:57.998	75.88	3.009	10:30:39.897
10-	25.014	96.9	31.760	15.077	113.3	14.953	30.080	87.2	1:56.884 (3)	76.60	1.895	10:32:36.781
11-	24.767	99.1	31.371	14.918	113.9	14.797	30.080	87.6	1:55.933 (2)	77.23	0.944	10:34:32.714
12-	24.795	102.7	30.986	14.935	113.1	14.309	29.964	87.4	1:54.989 (1)	77.87		10:36:27.703

P18 82		Kyle PAYNE					Honda - Illusion Racing					
IDEAL LAP TIME : 1:58.029		BEST LAP TIME : 1:58.142					DIFFERENCE : 0.113					
LAP	SECTOR 1	SECTOR 2	SECTOR 3	SECTOR 4	SECTOR 5	LAP TIME	MPH	DIFF	TIME OF DAY			
1-	OUTLAP	71.0	41.222	18.013	86.4	18.902	35.820	82.6		10:12:52.099		
2-	29.262	77.0	38.812	17.466	108.2	17.166	33.478	84.4	2:16.184	65.75	18.042	10:15:08.283
3-	28.293	80.7	36.731	17.545	107.5	16.510	33.699	84.4	2:12.778	67.43	14.636	10:17:21.061
4-	27.585	84.3	36.265	17.109	108.5	16.065	32.590	84.6	2:09.614	69.08	11.472	10:19:30.675
5-	26.868	88.7	35.356	16.633	109.2	15.668	31.996	84.7	2:06.521	70.77	8.379	10:21:37.196
6-	26.752	86.3	34.521	15.829	110.9	15.387	31.563	84.9	2:04.052	72.18	5.910	10:23:41.248
7-	27.823	78.8	34.992	15.824	109.6	15.132	31.243	85.2	2:05.014	71.62	6.872	10:25:46.262
8-	26.568	90.8	33.231	15.669	110.5	15.022	31.513	85.3	2:02.003	73.39	3.861	10:27:48.265
9-	26.252	90.8	32.914	15.665	110.5	14.871	31.268	85.2	2:00.970	74.02	2.828	10:29:49.235
10-	25.608	95.7	32.914	15.896	110.9	15.294	30.702	85.0	2:00.414 (3)	74.36	2.272	10:31:49.649
11-	25.828	95.1	32.585	15.586	111.1	14.993	30.805	86.3	1:59.797 (2)	74.74	1.655	10:33:49.446
12-	25.721	95.1	31.763	15.423	111.2	14.843	30.392	85.8	1:58.142 (1)	75.79		10:35:47.588

P19 48		Ollie WALKER					Honda - Walker Racing					
IDEAL LAP TIME : 2:01.112		BEST LAP TIME : 2:01.112					DIFFERENCE : 0.000					
LAP	SECTOR 1	SECTOR 2	SECTOR 3	SECTOR 4	SECTOR 5	LAP TIME	MPH	DIFF	TIME OF DAY			
1-	OUTLAP	75.4	37.299	17.766	107.2	16.071	34.839	81.2		10:13:44.603		
2-	29.613	79.3	37.291	17.647	106.5	16.308	IN PIT		2:14.731 P	66.46	13.619	10:15:59.334
3-	OUTLAP	80.6	36.519	17.586	107.2	15.813	IN PIT		2:30.102 P	59.65	28.990	10:18:29.436
4-	OUTLAP	80.0	37.713	17.035	108.9	15.768	33.424	83.0	6:02.331	24.71	4:01.219	10:24:31.767
5-	28.463	81.2	35.858	16.829	107.5	15.428	31.907	83.8	2:08.485	69.69	7.373	10:26:40.252
6-	27.407	87.1	34.229	16.749	107.5	15.119	31.275	84.4	2:04.779	71.76	3.667	10:28:45.031
7-	26.778	86.4	34.106	16.340	107.3	14.785	31.123	84.2	2:03.132	72.72	2.020	10:30:48.163
8-	26.897	87.1	33.778	16.417	109.6	14.678	30.743	84.9	2:02.513 (3)	73.08	1.401	10:32:50.676
9-	26.583	88.6	33.795	16.409	109.6	14.654	30.838	84.3	2:02.279 (2)	73.22	1.167	10:34:52.955
10-	26.231	92.4	33.605	16.140	110.9	14.405	30.731	84.8	2:01.112 (1)	73.93		10:36:54.067

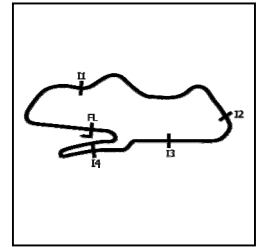
P20 76		Charlie HUNTINGFORD					Honda - Mototechniks					
IDEAL LAP TIME : 2:02.119		BEST LAP TIME : 2:02.142					DIFFERENCE : 0.023					
LAP	SECTOR 1	SECTOR 2	SECTOR 3	SECTOR 4	SECTOR 5	LAP TIME	MPH	DIFF	TIME OF DAY			
1-	OUTLAP	79.0	36.722	17.280	107.2	16.918	35.659	82.7		10:12:55.858		
2-	28.285	80.7	35.867	16.867	110.0	16.027	33.755	83.3	2:10.801	68.45	8.659	10:15:06.659
3-	28.066	82.9	35.100	16.635	107.8	15.609	IN PIT		2:07.273 P	70.35	5.131	10:17:13.932
4-	OUTLAP	77.6	36.817	16.771	109.4	15.657	32.506	83.8	6:13.891	23.94	4:11.749	10:23:27.823
5-	27.497	83.6	35.682	16.488	109.4	15.614	32.551	83.6	2:07.832	70.04	5.690	10:25:35.655
6-	27.351	85.7	34.360	16.170	109.1	15.551	32.236	83.9	2:05.668	71.25	3.526	10:27:41.323
7-	27.286	90.3	33.929	15.999	110.7	15.178	32.190	83.6	2:04.582 (3)	71.87	2.440	10:29:45.905
8-	27.233	87.2	34.439	15.952	110.7	15.131	33.552	83.3	2:06.307	70.89	4.165	10:31:52.212
9-	27.437	87.3	34.139	16.006	110.7	14.997	31.934	84.0	2:04.513 (2)	71.91	2.371	10:33:56.725
10-	26.924	90.4	33.433	15.975	111.4	14.859	30.951	84.0	2:02.142 (1)	73.31		10:35:58.867

MCRCB BULLETIN TK016

2024 Bennetts British Superbike Championship - Round 10

2024 R&G British Talent Cup

FREE PRACTICE 1 - SECTOR ANALYSIS



SECTOR 1 = FL to I1, SECTOR 2 = I1 to I2, SECTOR 3 = I2 to I3, SECTOR 4 = I3 to I4, SECTOR 5 = I4 to FL, DIFF = Difference To Personal Best Lap, P = Crossed Finish Line in Pit Lane, D = Time Disallowed

P21		22		Jensen BISHOP					Honda - Wilson Racing / JBR				
IDEAL LAP TIME : 2:09.302		BEST LAP TIME : 2:10.007					DIFFERENCE : 0.705						
LAP	SECTOR 1	SECTOR 2	SECTOR 3	SECTOR 4	SECTOR 5	LAP TIME	MPH	DIFF	TIME OF DAY				
1 -	OUTLAP	84.6	43.445	18.986	97.6	18.470	35.984	78.4		10:14:37.592			
2 -	30.208	68.0	40.349	18.174	101.9	16.879	35.818	78.8	2:21.428	63.31	11.421	10:16:59.020	
3 -	29.156	74.8	37.977	17.813	101.9	16.221	33.783	80.2	2:14.950	66.35	4.943	10:19:13.970	
4 -	28.374	76.5	37.273	17.764	103.8	15.915	34.239	80.4	2:13.565	67.04	3.558	10:21:27.535	
5 -	28.937	82.0	36.524	17.421	102.1	16.391	33.567	79.7	2:12.840	67.40	2.833	10:23:40.375	
6 -	28.199	74.3	37.050	16.958	104.5	16.445	32.558	80.5	2:11.210	68.24	1.203	10:25:51.585	
7 -	27.798	80.7	36.679	16.893	104.6	15.921	33.735	80.0	2:11.026 (3)	68.34	1.019	10:28:02.611	
8 -	27.882	79.0	36.525	16.646	105.3	16.188	32.766	80.7	2:10.007 (1)	68.87		10:30:12.618	
9 -	28.454	78.6	36.435	17.138	104.6	16.278	33.760	79.6	2:12.065	67.80	2.058	10:32:24.683	
10 -	27.902	82.7	37.554	16.694	105.1	16.112	32.730	81.7	2:10.992 (2)	68.35	0.985	10:34:35.675	
11 -	27.748	81.9	36.830	16.862	105.5	16.570	33.760	80.5	2:11.770	67.95	1.763	10:36:47.445	

MCRCB BULLETIN TK017

2024 Bennetts British Superbike Championship - Round 10

2024 R&G British Talent Cup

FREE PRACTICE 1 - BEST SECTORS

POS	SECTOR 1		SECTOR 2		SECTOR 3		SECTOR 4		SECTOR 5		IDEAL / BEST COMPARISON										
	NO	TIME	NO	TIME	NO	TIME	NO	TIME	NO	TIME	POS	NO	NAME	IDEAL	BEST	DIFF					
														PERFECT LAP	1:48.472						
1	28	BAR	23.333	28	BAR	29.233	65	ROW	14.202	29	BRO	13.355	29	BRO	28.349	1	28	BARNES	1:48.886	1:48.951	0.065
2	65	ROW	23.822	29	BRO	29.403	28	BAR	14.370	7	McC	13.480	28	BAR	28.389	2	29	BROWN	1:49.406	1:49.406	0.000
3	29	BRO	23.824	65	ROW	29.593	71	GOO	14.434	67	BOW	13.517	7	McC	28.489	3	7	McCABE	1:50.010	1:50.010	0.000
4	71	GOO	23.895	7	McC	29.657	7	McC	14.437	28	BAR	13.561	67	BOW	28.508	4	71	GOODMAN	1:50.376	1:50.508	0.132
5	7	McC	23.947	71	GOO	29.859	29	BRO	14.475	71	GOO	13.602	71	GOO	28.586	5	65	ROWAN	1:50.431	1:50.444	0.013
6	99	WIL	23.951	16	BUR	30.126	67	BOW	14.639	16	BUR	13.608	16	BUR	28.621	6	67	BOWES	1:50.960	1:51.212	0.252
7	16	BUR	24.090	67	BOW	30.127	24	FRO	14.642	65	ROW	13.744	99	WIL	28.743	7	16	BURROWS	1:51.317	1:51.626	0.309
8	67	BOW	24.169	99	WIL	30.181	19	McP	14.659	19	McP	13.840	65	ROW	29.070	8	99	WILLIS	1:51.487	1:52.184	0.697
9	11	JON	24.354	24	FRO	30.616	91	RAY	14.661	99	WIL	13.883	24	FRO	29.417	9	24	FROST	1:53.198	1:53.247	0.049
10	40	COR	24.483	19	McP	30.796	61	MAC	14.722	24	FRO	13.976	42	JOL	29.434	10	19	McPHEE	1:53.628	1:53.774	0.146
11	24	FRO	24.547	42	JOL	30.813	99	WIL	14.729	40	COR	14.049	19	McP	29.522	11	91	RAYMOND Jnr	1:54.172	1:54.385	0.213
12	91	RAY	24.721	11	JON	30.858	16	BUR	14.872	61	MAC	14.097	2	BAN	29.646	12	11	JONES	1:54.213	1:54.513	0.300
13	88	FOS	24.767	91	RAY	30.861	2	BAN	14.906	11	JON	14.130	11	JON	29.764	13	42	JOLLIFFE	1:54.417	1:54.647	0.230
14	61	MAC	24.771	2	BAN	30.986	88	FOS	14.918	91	RAY	14.134	91	RAY	29.795	14	61	MACKAY	1:54.653	1:54.653	0.000
15	19	McP	24.811	88	FOS	30.986	42	JOL	14.927	42	JOL	14.271	61	MAC	29.795	15	2	BANNISTER	1:54.736	1:54.736	0.000
16	2	BAN	24.915	40	COR	31.201	40	COR	15.056	2	BAN	14.283	88	FOS	29.964	16	88	FOSTER	1:54.944	1:54.989	0.045
17	42	JOL	24.972	61	MAC	31.268	11	JON	15.107	88	FOS	14.309	40	COR	30.156	17	40	CORREA	1:54.945	1:54.975	0.030
18	82	PAY	25.608	82	PAY	31.763	82	PAY	15.423	48	WAL	14.405	82	PAY	30.392	18	82	PAYNE	1:58.029	1:58.142	0.113
19	48	WAL	26.231	76	HUN	33.433	76	HUN	15.952	82	PAY	14.843	48	WAL	30.731	19	48	WALKER	2:01.112	2:01.112	0.000
20	76	HUN	26.924	48	WAL	33.605	48	WAL	16.140	76	HUN	14.859	76	HUN	30.951	20	76	HUNTINGFORD	2:02.119	2:02.142	0.023
21	22	BIS	27.748	22	BIS	36.435	22	BIS	16.646	22	BIS	15.915	22	BIS	32.558	21	22	BISHOP	2:09.302	2:10.007	0.705

MCRCB BULLETIN TK018**2024 Bennetts British Superbike Championship - Round 10****2024 R&G British Talent Cup****FREE PRACTICE 1 - BEST SPEEDS**

POS	INTERMEDIATE 1		INTERMEDIATE 2		INTERMEDIATE 3		INTERMEDIATE 4		FINISH LINE				
	NO	NAME	MPH	NO	NAME	MPH	NO	NAME	MPH	NO	NAME	MPH	
1	28	BARNES	111.2			65	ROWAN	115.9			91	RAYMOND Jnr	89.7
2	65	ROWAN	108.9			24	FROST	115.9			67	BOWES	89.4
3	29	BROWN	108.2			91	RAYMOND Jnr	115.9			24	FROST	89.4
4	16	BURROWS	107.0			67	BOWES	115.7			7	McCABE	88.6
5	99	WILLIS	106.6			40	CORREA	115.7			65	ROWAN	88.6
6	7	McCABE	106.0			7	McCABE	115.3			99	WILLIS	88.6
7	67	BOWES	104.0			71	GOODMAN	114.9			28	BARNES	87.8
8	11	JONES	104.0			61	MACKAY	114.7			61	MACKAY	87.7
9	71	GOODMAN	103.0			29	BROWN	114.5			88	FOSTER	87.6
10	2	BANNISTER	102.7			19	McPHEE	114.5			40	CORREA	87.4
11	88	FOSTER	102.7			99	WILLIS	114.1			29	BROWN	87.2
12	24	FROST	101.8			28	BARNES	113.9			11	JONES	87.1
13	40	CORREA	101.8			88	FOSTER	113.9			19	McPHEE	87.0
14	91	RAYMOND Jnr	100.9			42	JOLLIFFE	112.9			71	GOODMAN	86.9
15	42	JOLLIFFE	100.7			16	BURROWS	112.4			16	BURROWS	86.8
16	19	McPHEE	100.1			76	HUNTINGFORD	111.4			42	JOLLIFFE	86.5
17	61	MACKAY	97.6			2	BANNISTER	111.2			82	PAYNE	86.3
18	82	PAYNE	95.7			82	PAYNE	111.2			2	BANNISTER	85.4
19	48	WALKER	92.4			48	WALKER	110.9			48	WALKER	84.9
20	76	HUNTINGFORD	90.4			11	JONES	110.3			76	HUNTINGFORD	84.0
21	22	BISHOP	84.6			22	BISHOP	105.5			22	BISHOP	81.7

MCRCB BULLETIN TK019

2024 Bennetts British Superbike Championship - Round 10

2024 R&G British Talent Cup

FREE PRACTICE 1 - STATISTICS

Competitors Started	21
Planned Start	2024-09-27 @ 10:10:00.000
Actual Start	2024-09-27 @ 10:10:00.212
Finish Time	2024-09-27 @ 10:35:01.825
Track Length	2.4873mi.
Total Laps	252
Total Distance Covered	626.8119mi.

Session Fastest Lap History

NO	NAME	LAP TIME	TIME OF DAY	LAP	VEHICLE
40	Julian CORREA	1:57.190	10:14:05.937	2	Honda
28	Charlie BARNES	1:56.427	10:14:24.283	2	Honda
40	Julian CORREA	1:54.975	10:16:00.911	3	Honda
28	Charlie BARNES	1:53.699	10:16:17.981	3	Honda
28	Charlie BARNES	1:53.260	10:20:04.981	5	Honda
28	Charlie BARNES	1:52.761	10:21:57.744	6	Honda
28	Charlie BARNES	1:52.010	10:23:49.752	7	Honda
28	Charlie BARNES	1:51.608	10:25:41.360	8	Honda
28	Charlie BARNES	1:50.623	10:27:31.984	9	Honda
29	Lucas BROWN	1:50.510	10:33:16.394	12	Honda
29	Lucas BROWN	1:49.406	10:35:05.801	13	Honda
28	Charlie BARNES	1:48.951	10:35:36.657	13	Honda

Flag History

TYPE	TIME OF DAY
GREEN	10:10:00.212
FINISH	10:35:01.825

Flag Statistics

TYPE	COUNT	TOTAL LAPS	TOTAL TIME
Green	1	13	28:43.314
Red	0	0	0.000
Safety Car	0	0	0.000
FCY	0	0	0.000

MCRCB BULLETIN TK020

2024 Bennetts British Superbike Championship - Round 10

2024 R&G British Talent Cup

FREE PRACTICE 1 - SESSION NOTES

No notes recorded in this session

MCRCB BULLETIN TK021

2024 Bennetts British Superbike Championship - Round 10

2024 R&G British Talent Cup

FREE PRACTICE 1 - WEATHER CONDITIONS

