

RACE 2 - CLASSIFICATION

Race Distance: 11 Laps / 27.36 miles

POS	NO	NAME	NAT	ENTRY	LAPS	TIME	GAP	DIFF	MPH	BEST	ON	GRD	↑↓
1	24	Ryan FROST	GBR	Honda - Fibre Tec Honda	11	18:28.540			88.73	1:39.823	8	2	1
2	29	Lucas BROWN	GBR	Honda - SENCAT Talent Team / Mortimer Racing	11	18:28.746	0.206	0.206	88.71	1:39.815	8	6	4
3	43	Amanuel BRINTON	GBR	Honda - Kovara Projects / RS Racing	11	18:29.096	0.556	0.350	88.68	1:39.379	8	4	1
4	48	Ollie WALKER	GBR	Honda - Fibre Tec Honda	11	18:29.208	0.668	0.112	88.67	1:39.793	8	11	7
5	66	Ronnie HARRIS	GBR	Honda - Kovara Projects / RS Racing	11	18:30.143	1.603	0.935	88.60	1:40.063	8	8	3
6	64	Clayton EDMUNDS	GBR	Honda - Team City Lifting / RS Racing	11	18:35.186	6.646	5.043	88.20	1:40.482	4	3	-3
7	7	Harley McCABE	GBR	Honda - McCabe Racing by Motorbike Buyers	11	18:37.160	8.620	1.974	88.04	1:40.680	7	9	2
8	61	Harrison MACKAY	GBR	Honda - Wilson Racing / HMR	11	18:37.609	9.069	0.449	88.01	1:40.713	11	12	4
9	67	George BOWES	GBR	Honda - Microlise Cresswell Racing	11	18:38.148	9.608	0.539	87.96	1:40.794	7	7	-2
10	19	Scott McPHEE	GBR	Honda - SMP Racing	11	18:43.243	14.703	5.095	87.57	1:40.926	5	14	4
11	76	Charlie HUNTINGFORD	GBR	Honda - Mototechniks	11	18:43.842	15.302	0.599	87.52	1:41.349	4	16	5
12	99	Peter WILLIS	GBR	Honda - Microlise Cresswell Racing	11	18:43.939	15.399	0.097	87.51	1:40.989	7	17	5
13	65	Alexander ROWAN	GBR	Honda - Alexander Rowan Racing	11	18:44.227	15.687	0.288	87.49	1:41.086	4	18	5
14	71	Daniel GOODMAN	GBR	Honda - Fibre Tec Honda	11	18:44.654	16.114	0.427	87.46	1:41.127	5	20	6
15	2	Josh BANNISTER	GBR	Honda - Fibre Tec Honda	11	18:46.949	18.409	2.295	87.28	1:41.253	4	19	4
16	88	Mason FOSTER	GBR	Honda - BRP Racing	11	18:49.506	20.966	2.557	87.08	1:41.300	7	10	-6
17	91	Joshua RAYMOND Jnr	USA	Honda - Fibre Tec Honda	11	18:51.406	22.866	1.900	86.93	1:41.408	3	13	-4
18	42	Ben JOLLIFFE	GBR	Honda - Wilson Racing	11	18:56.344	27.804	4.938	86.56	1:42.293	3	23	5
19	14	Bill HARRIS	GBR	Honda - Team Harris Racing / RS Racing	11	18:56.564	28.024	0.220	86.54	1:42.002	10	22	3
20	72	Samuel MUNSON	GBR	Honda - Wilson Racing	11	18:56.850	28.310	0.286	86.52	1:42.118	3	25	5
21	33	Eli BANISH	USA	Honda - Fibre Tec Honda	10	17:16.244	1 Lap	1 Lap	86.28	1:42.511	4	21	0
22	12	Tyler KING	NZL	Honda - Microlise Cresswell Racing	10	17:17.466	1 Lap	1.222	86.17	1:42.689	3	26	4
23	90	Aeziah DIVINE	BMU	Honda - Microlise Cresswell Racing	10	17:37.663	1 Lap	20.197	84.53	1:43.753	2	28	5

NOT CLASSIFIED

DNF	16	Jack BURROWS	GBR	Honda - Burrows Engineering / RK Racing	10	17:16.144	1 Lap		86.28	1:42.324	3	27	
DNF	28	Charlie BARNES	GBR	Honda - SENCAT Talent Team / Mortimer Racing	10	17:20.890	1 Lap	4.746	85.89	1:42.424	6	24	
DNF	40	Julian CORREA	USA	Honda - Microlise Cresswell Racing	7	11:45.987	4 Laps	3 Laps	88.59	1:39.860	5	5	
DNF	75	Filip SUROWIAK	GBR	Honda - Team City Lifting / RS Racing	5	8:26.098	6 Laps	2 Laps	88.19	1:39.871	5	1	
DNF	11	Iwan JONES	GBR	Honda - Jones Brothers Racing	0							15	

FASTEST LAP

43	Amanuel BRINTON	GBR	Honda - Kovara Projects / RS Racing	8	1:39.379	90.10 mph	145.00 kph
----	-----------------	-----	-------------------------------------	---	----------	-----------	------------

Comments:

New Lap Record

Red Flag (end of session): 11:34

Weather / Track : Sunny / Dry

These results are provisional until the conclusion of any judicial and technical matters.

Date: 19/05/2024 Start: 11:15 Finish: 11:32

Donington Park GP: 2.4873 miles

Race Director: Stuart Higgs

S. Higgs

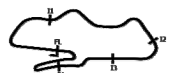
Digitally Approved at 11:52 Sunday, 19 May 2024

Stewards:

Timekeeper: Richard Evans

R. EVANS

Digitally Approved at 11:51 Sunday, 19 May 2024

Results can be found at www.tsl-timing.com

Printed - 11:49 Sunday, 19 May 2024

MCRCB BULLETIN TK333

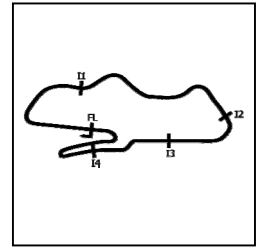
2024 Bennetts British Superbike Championship - Round 3

2024 R&G British Talent Cup

RACE 2 - POSITION CHART

No	Name	Lap											
		Pos	1	2	3	4	5	6	7	8	9	10	11
75	SUROWIAK	1	75	40	29	40	40	40	40	29	43	24	24
24	FROST	2	40	29	40	43	43	29	29	43	29	29	29
64	EDMUNDS	3	24	43	43	75	75	43	24	24	24	43	43
43	BRINTON	4	29	75	75	29	29	24	43	48	48	48	48
40	CORREA	5	43	24	24	24	24	66	48	66	66	66	66
29	BROWN	6	66	66	66	66	66	48	66	64	64	64	64
67	BOWES	7	64	64	64	64	48	64	64	7	7	7	7
66	HARRIS	8	61	48	48	48	64	7	7	67	67	61	61
7	McCABE	9	48	61	61	7	67	67	67	61	61	67	67
88	FOSTER	10	7	67	67	61	7	61	61	99	65	19	19
48	WALKER	11	67	65	7	67	61	65	99	65	99	65	76
61	MACKAY	12	65	7	65	65	65	99	65	19	19	76	99
91	RAYMOND Jnr	13	99	99	99	99	99	71	71	71	71	71	65
19	McPHEE	14	71	71	71	71	71	19	19	76	76	99	71
11	JONES	15	91	76	91	76	19	76	76	2	2	2	2
76	HUNTINGFORD	16	76	91	76	19	76	2	2	91	88	88	88
99	WILLIS	17	2	19	19	2	2	91	91	88	91	91	91
65	ROWAN	18	16	2	2	91	91	88	88	42	42	14	42
2	BANNISTER	19	42	28	42	42	42	42	28	28	14	42	14
71	GOODMAN	20	19	42	28	28	88	28	42	72	72	72	72
33	BANISH	21	12	16	16	16	28	72	72	14	28	16	
14	HARRIS	22	28	33	72	72	16	16	14	16	16	33	
42	JOLLIFFE	23	72	12	33	33	72	14	16	33	33	12	
28	BARNES	24	33	72	12	14	33	33	12	12	12	28	
72	MUNSON	25	14	14	14	12	12	12	33	90	90	90	
12	KING	26	90	90	88	88	14	90	90				
16	BURROWS	27	88	88	90	90	90						
90	DIVINE	28											

RACE 2 - SECTOR ANALYSIS



SECTOR 1 = FL to I1, SECTOR 2 = I1 to I2, SECTOR 3 = I2 to I3, SECTOR 4 = I3 to I4, SECTOR 5 = I4 to FL, DIFF = Difference To Personal Best Lap, P = Crossed Finish Line in Pit Lane, D = Time Disallowed

P1 24 Ryan FROST		Honda - Fibre Tec Honda											
IDEAL LAP TIME : 1:39.638			BEST LAP TIME : 1:39.823				DIFFERENCE : 0.185						
LAP	SECTOR 1	SECTOR 2	SECTOR 3	SECTOR 4	SECTOR 5	LAP TIME	MPH	DIFF	TIME OF DAY				
1-		118.7	27.581	13.248	122.4	12.205	26.434	92.1	1:44.431	85.74	4.608	11:17:15.890	
2-	22.128	117.7	27.358	13.068	124.2	12.331	26.353	91.9	1:41.238	88.44	1.415	11:18:57.128	
3-	21.947	120.2	27.058	13.035	124.9	12.160	26.358	92.5	1:40.558	89.04	0.735	11:20:37.686	
4-	21.953	118.7	26.971	12.970	124.5	12.176	26.345	92.8	1:40.415	89.17	0.592	11:22:18.101	
5-	21.931	119.4	27.225	13.009	123.8	12.009	26.194	91.8	1:40.368	89.21	0.545	11:23:58.469	
6-	21.906	120.6	27.108	13.038	123.3	12.032	26.141	91.6	1:40.225	89.34	0.402	11:25:38.694	
7-	22.035	118.5	27.201	12.959	123.3	11.922	26.107	91.5	1:40.224 (3)	89.34	0.401	11:27:18.918	
8-	21.930	119.1	26.971	13.000	123.1	11.876	26.046	92.0	1:39.823 (1)	89.70		11:28:58.741	
9-	22.092	118.5	26.890	13.094	122.4	11.905	26.092	92.0	1:40.073 (2)	89.47	0.250	11:30:38.814	
10-	21.867	119.1	27.302	13.248	121.3	12.026	26.135	91.4	1:40.578	89.02	0.755	11:32:19.392	
11-	22.108	118.1	27.074	13.119	121.5	12.054	26.252	91.4	1:40.607	89.00	0.784	11:33:59.999	

P2 29 Lucas BROWN		Honda - SENCAT Talent Team / Mortimer Racing											
IDEAL LAP TIME : 1:39.527			BEST LAP TIME : 1:39.815				DIFFERENCE : 0.288						
LAP	SECTOR 1	SECTOR 2	SECTOR 3	SECTOR 4	SECTOR 5	LAP TIME	MPH	DIFF	TIME OF DAY				
1-		116.1	26.915	13.164	122.2	12.259	26.456	90.1	1:44.661	85.55	4.846	11:17:16.120	
2-	21.987	122.0	26.917	13.128	117.9	11.963	26.474	88.3	1:40.469	89.12	0.654	11:18:56.589	
3-	22.139	119.8	26.835	13.217	118.1	11.996	26.306	88.8	1:40.493	89.10	0.678	11:20:37.082	
4-	22.244	120.0	26.807	13.156	116.9	12.458	26.264	89.4	1:40.929	88.72	1.114	11:22:18.011	
5-	22.086	118.7	26.743	13.045	120.0	11.807	26.206	89.4	1:39.887 (2)	89.64	0.072	11:23:57.898	
6-	22.002	119.6	26.564	13.118	119.4	11.960	26.300	88.4	1:39.944 (3)	89.59	0.129	11:25:37.842	
7-	22.106	117.9	26.756	13.103	118.1	11.807	26.237	88.8	1:40.009	89.53	0.194	11:27:17.851	
8-	22.132	118.3	26.553	13.033	121.1	11.862	26.235	87.6	1:39.815 (1)	89.71		11:28:57.666	
9-	22.376	116.1	26.878	13.300	116.9	11.813	26.355	88.4	1:40.722	88.90	0.907	11:30:38.388	
10-	22.188	121.3	27.308	13.353	117.3	12.153	26.336	89.1	1:41.338	88.36	1.523	11:32:19.726	
11-	21.928	119.6	26.785	13.214	117.1	12.176	26.376	89.5	1:40.479	89.11	0.664	11:34:00.205	

P3 43 Amanuel BRINTON		Honda - Kovara Projects / RS Racing											
IDEAL LAP TIME : 1:39.149			BEST LAP TIME : 1:39.379				DIFFERENCE : 0.230						
LAP	SECTOR 1	SECTOR 2	SECTOR 3	SECTOR 4	SECTOR 5	LAP TIME	MPH	DIFF	TIME OF DAY				
1-		120.0	27.372	13.356	124.2	12.254	26.631	90.6	1:44.875	85.38	5.496	11:17:16.334	
2-	21.891	119.6	27.043	13.122	123.8	11.923	26.438	90.1	1:40.417	89.17	1.038	11:18:56.751	
3-	22.160	118.1	26.949	12.993	122.6	12.011	26.432	90.8	1:40.545	89.05	1.166	11:20:37.296	
4-	22.121	120.2	26.844	13.011	122.6	12.065	26.184	90.0	1:40.225	89.34	0.846	11:22:17.521	
5-	21.942	120.0	26.813	13.056	122.4	11.816	26.191	90.1	1:39.818 (2)	89.70	0.439	11:23:57.339	
6-	21.970	120.4	26.942	12.973	124.2	11.998	27.424	86.2	1:41.307	88.38	1.928	11:25:38.646	
7-	22.216	119.4	26.988	13.069	120.9	11.986	26.153	91.0	1:40.412	89.17	1.033	11:27:19.058	
8-	21.838	120.4	26.744	13.064	121.3	11.775	25.958	90.3	1:39.379 (1)	90.10		11:28:58.437	
9-	22.298	119.4	26.631	13.148	120.2	11.749	26.038	89.0	1:39.864 (3)	89.66	0.485	11:30:38.301	
10-	22.182	119.8	27.637	13.221	121.3	12.085	26.456	91.4	1:41.581	88.15	2.202	11:32:19.882	
11-	21.861	119.1	26.929	13.073	122.4	12.162	26.648	90.1	1:40.673	88.94	1.294	11:34:00.555	

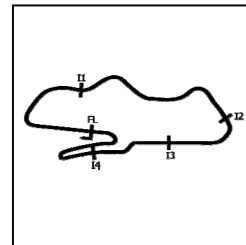
P4 48 Ollie WALKER		Honda - Fibre Tec Honda											
IDEAL LAP TIME : 1:39.568			BEST LAP TIME : 1:39.793				DIFFERENCE : 0.225						
LAP	SECTOR 1	SECTOR 2	SECTOR 3	SECTOR 4	SECTOR 5	LAP TIME	MPH	DIFF	TIME OF DAY				
1-		111.2	27.703	13.046	124.0	12.403	26.837	90.6	1:46.298	84.23	6.505	11:17:17.757	
2-	22.123	116.9	27.136	13.181	120.9	12.123	26.412	90.1	1:40.975	88.67	1.182	11:18:58.732	
3-	21.927	118.9	26.891	13.011	123.1	12.068	26.387	91.0	1:40.284	89.29	0.491	11:20:39.016	
4-	21.828	119.6	27.032	12.970	124.0	12.127	26.596	90.6	1:40.553	89.05	0.760	11:22:19.569	
5-	21.800	119.8	26.887	12.990	123.5	12.079	26.347	90.4	1:40.103 (3)	89.45	0.310	11:23:59.672	
6-	21.988	118.5	26.674	13.012	122.6	12.035	26.476	90.5	1:40.185	89.37	0.392	11:25:39.857	
7-	21.877	116.7	26.860	13.025	121.7	12.007	26.228	90.4	1:39.997 (2)	89.54	0.204	11:27:19.854	
8-	21.934	119.1	26.598	13.049	121.3	12.019	26.193	90.4	1:39.793 (1)	89.73		11:28:59.647	
9-	22.071	118.9	26.794	13.152	120.0	12.023	26.306	89.5	1:40.346	89.23	0.553	11:30:39.993	
10-	22.022	119.4	26.932	13.078	120.0	12.029	26.198	90.8	1:40.259	89.31	0.466	11:32:20.252	
11-	21.823	120.2	26.785	12.990	122.9	12.111	26.706	91.1	1:40.415	89.17	0.622	11:34:00.667	

MCRCB BULLETIN TK334

2024 Bennetts British Superbike Championship - Round 3

2024 R&G British Talent Cup

RACE 2 - SECTOR ANALYSIS



SECTOR 1 = FL to I1, SECTOR 2 = I1 to I2, SECTOR 3 = I2 to I3, SECTOR 4 = I3 to I4, SECTOR 5 = I4 to FL, DIFF = Difference To Personal Best Lap, P = Crossed Finish Line in Pit Lane, D = Time Disallowed

P9 67		George BOWES			Honda - Microlise Cresswell Racing							
IDEAL LAP TIME : 1:40.401		BEST LAP TIME : 1:40.794			DIFFERENCE : 0.393							
LAP	SECTOR 1	SECTOR 2	SECTOR 3	SECTOR 4	SECTOR 5	LAP TIME	MPH	DIFF	TIME OF DAY			
1-		113.3	28.252	13.050	124.7	12.764	26.647	91.6	1:46.711	83.91	5.917	11:17:18.170
2-	22.112	121.5	27.094	13.109	121.5	12.353	26.629	90.9	1:41.297	88.39	0.503	11:18:59.467
3-	22.099	121.1	27.151	13.072	122.0	12.319	26.398	90.8	1:41.039	88.62	0.245	11:20:40.506
4-	22.186	113.7	27.199	13.257	121.1	12.425	26.601	91.4	1:41.668	88.07	0.874	11:22:22.174
5-	21.993	120.0	27.000	13.105	120.4	12.154	26.551	89.8	1:40.803 (2)	88.83	0.009	11:24:02.977
6-	22.412	113.7	27.223	13.302	119.4	12.232	26.393	90.4	1:41.562	88.16	0.768	11:25:44.539
7-	22.094	119.4	26.899	13.173	119.8	12.311	26.317	90.6	1:40.794 (1)	88.83		11:27:25.333
8-	22.012	120.6	26.970	13.254	119.1	12.214	26.464	89.4	1:40.914 (3)	88.73	0.120	11:29:06.247
9-	22.140	112.2	27.057	13.335	118.9	12.184	26.359	91.4	1:41.075	88.59	0.281	11:30:47.322
10-	22.023	119.6	26.887	13.409	116.9	12.520	26.393	91.0	1:41.232	88.45	0.438	11:32:28.554
11-	22.001	122.2	27.135	13.303	117.7	12.288	26.326	90.5	1:41.053	88.61	0.259	11:34:09.607

P10 19		Scott McPHEE			Honda - SMP Racing							
IDEAL LAP TIME : 1:40.746		BEST LAP TIME : 1:40.926			DIFFERENCE : 0.180							
LAP	SECTOR 1	SECTOR 2	SECTOR 3	SECTOR 4	SECTOR 5	LAP TIME	MPH	DIFF	TIME OF DAY			
1-		114.9	27.972	13.273	122.6	12.548	28.080	89.4	1:49.041	82.11	8.115	11:17:20.500
2-	22.381	116.9	27.421	13.262	121.3	12.222	26.597	89.0	1:41.883	87.88	0.957	11:19:02.383
3-	22.335	119.1	27.138	13.218	121.3	12.111	26.588	89.7	1:41.390	88.31	0.464	11:20:43.773
4-	22.100	120.0	27.060	13.249	120.4	12.125	26.492	89.9	1:41.026 (2)	88.63	0.100	11:22:24.799
5-	22.142	119.8	27.060	13.243	120.2	12.008	26.473	89.8	1:40.926 (1)	88.72		11:24:05.725
6-	22.264	118.3	27.175	13.240	119.8	12.110	26.479	89.4	1:41.268 (3)	88.42	0.342	11:25:46.993
7-	22.065	119.6	27.156	13.158	120.6	12.145	26.862	89.2	1:41.386	88.32	0.460	11:27:28.379
8-	22.315	116.7	27.087	13.307	117.9	12.225	26.464	88.7	1:41.398	88.30	0.472	11:29:09.777
9-	22.303	119.1	27.171	13.370	118.1	12.072	26.455	89.5	1:41.371	88.33	0.445	11:30:51.148
10-	22.165	119.6	27.427	13.255	120.2	12.420	26.611	89.0	1:41.878	87.89	0.952	11:32:33.026
11-	22.272	117.1	27.336	13.367	117.1	12.242	26.459	88.7	1:41.676	88.06	0.750	11:34:14.702

P11 76		Charlie HUNTINGFORD			Honda - Mototechniks							
IDEAL LAP TIME : 1:40.822		BEST LAP TIME : 1:41.349			DIFFERENCE : 0.527							
LAP	SECTOR 1	SECTOR 2	SECTOR 3	SECTOR 4	SECTOR 5	LAP TIME	MPH	DIFF	TIME OF DAY			
1-		107.3	27.963	13.204	121.3	12.552	27.180	89.5	1:48.192	82.76	6.843	11:17:19.651
2-	22.170	118.1	27.211	13.074	123.3	12.371	26.742	90.3	1:41.568	88.16	0.219	11:19:01.219
3-	22.124	116.9	27.259	13.229	120.6	12.499	26.727	90.4	1:41.838	87.92	0.489	11:20:43.057
4-	22.073	118.5	27.288	13.106	121.5	12.215	26.667	90.0	1:41.349 (1)	88.35		11:22:24.406
5-	22.046	118.5	27.061	13.033	122.2	12.158	27.204	90.9	1:41.502	88.21	0.153	11:24:05.908
6-	22.234	115.9	27.197	13.062	122.2	12.210	26.901	89.4	1:41.604	88.13	0.255	11:25:47.512
7-	22.155	118.9	27.377	13.128	121.1	12.159	26.542	90.4	1:41.361 (2)	88.34	0.012	11:27:28.873
8-	22.028	117.3	27.103	13.188	120.6	12.267	26.880	90.0	1:41.466	88.25	0.117	11:29:10.339
9-	22.143	119.4	27.333	13.366	118.5	12.282	26.728	90.4	1:41.852	87.91	0.503	11:30:52.191
10-	22.032	120.0	27.131	13.288	118.1	12.344	26.880	89.8	1:41.675	88.06	0.326	11:32:33.866
11-	22.133	118.7	27.117	13.192	119.8	12.313	26.680	90.3	1:41.435 (3)	88.27	0.086	11:34:15.301

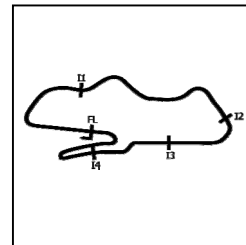
P12 99		Peter WILLIS			Honda - Microlise Cresswell Racing							
IDEAL LAP TIME : 1:40.560		BEST LAP TIME : 1:40.989			DIFFERENCE : 0.429							
LAP	SECTOR 1	SECTOR 2	SECTOR 3	SECTOR 4	SECTOR 5	LAP TIME	MPH	DIFF	TIME OF DAY			
1-		112.9	28.244	13.131	124.0	12.477	26.895	92.0	1:47.137	83.57	6.148	11:17:18.596
2-	22.066	121.3	27.477	13.116	123.1	12.403	26.702	91.3	1:41.764	87.99	0.775	11:19:00.360
3-	22.113	120.6	27.389	13.134	122.2	12.322	26.677	91.4	1:41.635	88.10	0.646	11:20:41.995
4-	22.001	121.3	27.341	13.168	120.6	12.184	26.559	90.0	1:41.253	88.43	0.264	11:22:23.248
5-	22.025	121.1	27.288	13.132	122.2	12.308	26.624	90.5	1:41.377	88.32	0.388	11:24:04.625
6-	21.954	121.3	27.350	13.140	122.0	12.152	26.579	90.3	1:41.175 (2)	88.50	0.186	11:25:45.800
7-	21.918	123.1	27.257	13.131	121.7	12.195	26.488	90.8	1:40.989 (1)	88.66		11:27:26.789
8-	22.020	120.4	27.172	13.306	119.8	12.249	26.470	90.3	1:41.217	88.46	0.228	11:29:08.006
9-	22.239	119.1	27.559	13.542	117.5	12.619	26.659	90.5	1:42.618	87.26	1.629	11:30:50.624
10-	22.171	118.5	27.748	13.355	118.7	13.075	27.226	89.9	1:43.575	86.45	2.586	11:32:34.199
11-	22.196	122.2	27.002	13.295	118.7	12.334	26.372	91.4	1:41.199 (3)	88.48	0.210	11:34:15.398

MCRCB BULLETIN TK334

2024 Bennetts British Superbike Championship - Round 3

2024 R&G British Talent Cup

RACE 2 - SECTOR ANALYSIS



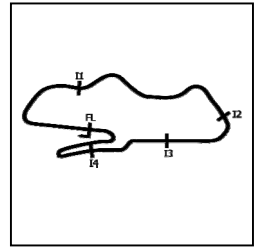
SECTOR 1 = FL to I1, SECTOR 2 = I1 to I2, SECTOR 3 = I2 to I3, SECTOR 4 = I3 to I4, SECTOR 5 = I4 to FL, DIFF = Difference To Personal Best Lap, P = Crossed Finish Line in Pit Lane, D = Time Disallowed

P13 65		Alexander ROWAN			Honda - Alexander Rowan Racing						
IDEAL LAP TIME : 1:40.739		BEST LAP TIME : 1:41.086			DIFFERENCE : 0.347						
LAP	SECTOR 1	SECTOR 2	SECTOR 3	SECTOR 4	SECTOR 5	LAP TIME	MPH	DIFF	TIME OF DAY		
1-		118.1	27.589	13.008 124.5	12.403	27.212	90.9	1:46.969	83.71	5.883	11:17:18.428
2-	21.950	120.9	27.342	13.011 123.3	12.275	26.735	89.8	1:41.313 (2)	88.38	0.227	11:18:59.741
3-	21.947	122.9	27.284	13.297 120.4	12.391	26.750	90.5	1:41.669	88.07	0.583	11:20:41.410
4-	21.973	119.8	26.965	13.185 120.4	12.298	26.665	90.6	1:41.086 (1)	88.58		11:22:22.496
5-	21.938	120.4	27.129	13.275 119.1	12.518	26.690	90.3	1:41.550	88.17	0.464	11:24:04.046
6-	22.192	118.7	26.988	13.146 120.6	12.345	26.808	90.1	1:41.479	88.23	0.393	11:25:45.525
7-	22.092	119.8	26.913	13.246 118.7	12.391	26.860	90.4	1:41.502	88.21	0.416	11:27:27.027
8-	22.024	121.3	27.073	13.280 119.1	12.334	26.605	90.1	1:41.316 (3)	88.38	0.230	11:29:08.343
9-	22.108	120.4	27.236	13.446 116.5	12.632	26.668	90.1	1:42.090	87.71	1.004	11:30:50.433
10-	22.374	117.1	27.523	13.597 115.3	12.797	26.681	90.3	1:42.972	86.96	1.886	11:32:33.405
11-	22.161	119.1	27.233	13.432 116.1	12.745	26.710	90.9	1:42.281	87.54	1.195	11:34:15.686

P14 71		Daniel GOODMAN			Honda - Fibre Tec Honda						
IDEAL LAP TIME : 1:40.792		BEST LAP TIME : 1:41.127			DIFFERENCE : 0.335						
LAP	SECTOR 1	SECTOR 2	SECTOR 3	SECTOR 4	SECTOR 5	LAP TIME	MPH	DIFF	TIME OF DAY		
1-		115.7	27.746	13.239 122.2	12.477	27.074	89.7	1:47.566	83.24	6.439	11:17:19.025
2-	22.121 120.9		27.133	13.176 120.6	12.420	26.953	89.3	1:41.803	87.95	0.676	11:19:00.828
3-	22.288	117.7	27.059	13.131 120.6	12.161	26.865	89.8	1:41.504 (3)	88.21	0.377	11:20:42.332
4-	22.281	117.3	27.244	13.093 120.2	12.193	26.723	89.3	1:41.534	88.19	0.407	11:22:23.866
5-	22.276	118.1	27.066	13.053 120.9	12.094	26.638	89.7	1:41.127 (1)	88.54		11:24:04.993
6-	22.241	118.7	26.886	13.060 122.6	12.337	27.129	89.3	1:41.653	88.08	0.526	11:25:46.646
7-	22.279	117.7	27.085	13.139 117.5	12.132	26.782	87.0	1:41.417 (2)	88.29	0.290	11:27:28.063
8-	22.507	117.9	26.972	13.200 117.9	12.153	26.986	90.1	1:41.818	87.94	0.691	11:29:09.881
9-	22.290	116.7	27.249	13.314 115.1	12.251	26.769	89.9	1:41.873	87.89	0.746	11:30:51.754
10-	22.202	118.9	26.936	13.372 116.9	12.621	27.269	87.9	1:42.400	87.44	1.273	11:32:34.154
11-	22.444	119.8	26.954	13.238 120.6	12.561	26.762	89.3	1:41.959	87.82	0.832	11:34:16.113

P15 2		Josh BANNISTER			Honda - Fibre Tec Honda						
IDEAL LAP TIME : 1:40.969		BEST LAP TIME : 1:41.253			DIFFERENCE : 0.284						
LAP	SECTOR 1	SECTOR 2	SECTOR 3	SECTOR 4	SECTOR 5	LAP TIME	MPH	DIFF	TIME OF DAY		
1-		111.6	28.040	13.182 122.2	12.599	27.549	90.1	1:48.693	82.38	7.440	11:17:20.152
2-	22.588	117.5	27.299	13.287 119.1	12.378	26.884	90.1	1:42.436	87.41	1.183	11:19:02.588
3-	22.222	118.9	27.259	13.058 121.7	12.212	26.710	89.7	1:41.461 (3)	88.25	0.208	11:20:44.049
4-	22.167 120.4		27.313	13.140 120.6	12.075	26.558	89.8	1:41.253 (1)	88.43		11:22:25.302
5-	22.229	118.5	27.228	13.115 120.2	12.098	26.728	90.0	1:41.398 (2)	88.30	0.145	11:24:06.700
6-	22.238	118.5	27.111	13.324 117.3	12.298	26.994	89.8	1:41.965	87.81	0.712	11:25:48.665
7-	22.236	118.9	27.190	13.195 118.9	12.156	26.742	88.6	1:41.519	88.20	0.266	11:27:30.184
8-	22.290	118.3	27.144	13.335 117.5	12.175	26.982	88.4	1:41.926	87.85	0.673	11:29:12.110
9-	22.416	117.7	27.313	13.494 116.1	12.408	26.730	89.2	1:42.361	87.47	1.108	11:30:54.471
10-	22.282	117.1	27.342	13.410 115.5	12.344	26.718	86.9	1:42.096	87.70	0.843	11:32:36.567
11-	22.399	115.5	27.119	13.399 116.9	12.292	26.632	89.4	1:41.841	87.92	0.588	11:34:18.408

P16 88		Mason FOSTER			Honda - BRP Racing						
IDEAL LAP TIME : 1:40.753		BEST LAP TIME : 1:41.300			DIFFERENCE : 0.547						
LAP	SECTOR 1	SECTOR 2	SECTOR 3	SECTOR 4	SECTOR 5	LAP TIME	MPH	DIFF	TIME OF DAY		
1-		109.4	28.318	13.309 120.6	12.675	26.870	89.3	1:53.596	78.82	12.296	11:17:25.055
2-	22.331	114.5	27.568	13.284 120.0	12.398	26.564	89.8	1:42.145	87.66	0.845	11:19:07.200
3-	22.152	115.7	27.276	13.117 120.6	12.435	26.439	90.5	1:41.419 (3)	88.29	0.119	11:20:48.619
4-	21.959 115.7		27.187	13.101 121.1	12.412	26.835	91.5	1:41.494	88.22	0.194	11:22:30.113
5-	22.053	109.6	27.305	13.052 121.7	12.500	26.456	90.9	1:41.366 (2)	88.33	0.066	11:24:11.479
6-	22.157	113.7	27.489	13.237 120.0	12.357	26.493	89.8	1:41.733	88.01	0.433	11:25:53.212
7-	22.188	114.7	27.269	13.183 120.0	12.248	26.412	89.8	1:41.300 (1)	88.39		11:27:34.512
8-	22.120	114.5	27.217	13.216 120.2	12.410	26.505	90.3	1:41.468	88.24	0.168	11:29:15.980
9-	22.229	111.1	27.440	13.451 119.8	12.480	26.414	90.1	1:42.014	87.77	0.714	11:30:57.994
10-	22.163	114.7	27.221	13.386 118.3	12.374	26.307	89.8	1:41.451	88.26	0.151	11:32:39.445
11-	22.249	115.5	27.200	13.269 119.4	12.366	26.436	89.9	1:41.520	88.20	0.220	11:34:20.965



SECTOR 1 = FL to I1, SECTOR 2 = I1 to I2, SECTOR 3 = I2 to I3, SECTOR 4 = I3 to I4, SECTOR 5 = I4 to FL, DIFF = Difference To Personal Best Lap, P = Crossed Finish Line in Pit Lane, D = Time Disallowed

P21 33		Eli BANISH			Honda - Fibre Tec Honda							
IDEAL LAP TIME : 1:41.706		BEST LAP TIME : 1:42.511			DIFFERENCE : 0.805							
LAP	SECTOR 1	SECTOR 2	SECTOR 3	SECTOR 4	SECTOR 5	LAP TIME	MPH	DIFF	TIME OF DAY			
1-		110.3	28.733	13.287	123.3	12.749	27.667	89.4	1:49.858	81.50	7.347	11:17:21.317
2-	22.332	117.9	27.694	13.316	122.9	12.748	27.003	89.7	1:43.093	86.85	0.582	11:19:04.410
3-	22.320	118.7	27.696	13.253	123.1	12.612	26.736	89.5	1:42.617 (2)	87.26	0.106	11:20:47.027
4-	22.221	117.5	27.481	13.326	120.4	12.473	27.010	90.0	1:42.511 (1)	87.35		11:22:29.538
5-	22.285	118.9	27.931	13.266	120.9	12.286	27.267	89.3	1:43.035	86.90	0.524	11:24:12.573
6-	22.421	118.5	27.930	13.371	122.0	12.435	27.066	89.7	1:43.223	86.74	0.712	11:25:55.796
7-	22.471	115.7	28.243	13.419	119.1	12.317	26.839	90.5	1:43.289	86.69	0.778	11:27:39.085
8-	22.463	117.5	27.929	13.448	117.3	12.474	26.465	90.4	1:42.779 (3)	87.12	0.268	11:29:21.864
9-	22.554	117.5	27.841	13.566	118.1	12.305	26.587	90.8	1:42.853	87.06	0.342	11:31:04.717
10-	22.420	117.5	27.964	13.560	117.5	12.454	26.588	90.0	1:42.986	86.94	0.475	11:32:47.703

P22 12		Tyler KING			Honda - Microlise Cresswell Racing							
IDEAL LAP TIME : 1:41.879		BEST LAP TIME : 1:42.689			DIFFERENCE : 0.810							
LAP	SECTOR 1	SECTOR 2	SECTOR 3	SECTOR 4	SECTOR 5	LAP TIME	MPH	DIFF	TIME OF DAY			
1-		112.2	28.194	13.323	119.6	12.873	27.044	89.0	1:49.258	81.95	6.569	11:17:20.717
2-	22.572	119.6	27.756	13.418	119.6	12.975	27.055	89.7	1:43.776	86.28	1.087	11:19:04.493
3-	22.376	119.4	27.349	13.380	117.5	12.653	26.931	89.2	1:42.689 (1)	87.19		11:20:47.182
4-	22.459	118.1	27.226	13.285	119.6	12.600	27.218	89.0	1:42.788 (3)	87.11	0.099	11:22:29.970
5-	22.455	118.9	27.416	13.290	118.7	12.515	27.044	89.3	1:42.720 (2)	87.17	0.031	11:24:12.690
6-	22.439	118.9	27.941	13.640	118.1	12.574	26.708	89.1	1:43.302	86.68	0.613	11:25:55.992
7-	22.446	118.3	27.930	13.525	118.1	12.284	26.755	88.7	1:42.940	86.98	0.251	11:27:38.932
8-	22.497	120.0	27.897	13.591	115.5	12.546	27.167	88.5	1:43.698	86.35	1.009	11:29:22.630
9-	22.704	115.9	27.373	13.618	113.5	12.498	26.750	89.1	1:42.943	86.98	0.254	11:31:05.573
10-	22.628	116.5	27.571	13.684	113.1	12.583	26.886	87.8	1:43.352	86.64	0.663	11:32:48.925

P23 90		Aeziah DIVINE			Honda - Microlise Cresswell Racing							
IDEAL LAP TIME : 1:43.617		BEST LAP TIME : 1:43.753			DIFFERENCE : 0.136							
LAP	SECTOR 1	SECTOR 2	SECTOR 3	SECTOR 4	SECTOR 5	LAP TIME	MPH	DIFF	TIME OF DAY			
1-		110.0	28.087	13.874	121.1	12.921	27.115	88.8	1:50.551	80.99	6.798	11:17:22.010
2-	22.693	115.7	28.084	13.293	119.6	12.774	26.909	89.7	1:43.753 (1)	86.30		11:19:05.763
3-	22.598	113.7	28.084	13.326	118.9	14.927	27.843	89.0	1:46.778	83.86	3.025	11:20:52.541
4-	22.767	102.9	28.933	13.757	116.3	13.261	27.171	89.1	1:45.889	84.56	2.136	11:22:38.430
5-	22.802	110.7	28.330	13.443	118.5	12.785	26.868	89.3	1:44.228 (2)	85.91	0.475	11:24:22.658
6-	22.726	111.8	28.471	13.466	117.9	13.060	27.376	88.6	1:45.099	85.20	1.346	11:26:07.757
7-	22.901	111.6	28.562	13.584	117.1	13.074	27.320	87.1	1:45.441	84.92	1.688	11:27:53.198
8-	22.790	111.4	28.472	13.661	116.7	12.983	27.009	88.7	1:44.915 (3)	85.34	1.162	11:29:38.113
9-	22.962	111.6	28.360	13.591	116.5	13.432	27.027	86.4	1:45.372	84.97	1.619	11:31:23.485
10-	23.091	107.5	28.380	13.608	115.9	13.189	27.369	87.8	1:45.637	84.76	1.884	11:33:09.122

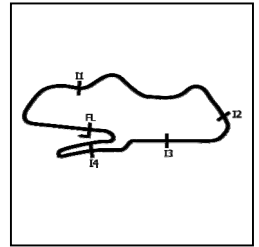
P24 16		Jack BURROWS			Honda - Burrows Engineering / RK Racing							
IDEAL LAP TIME : 1:42.041		BEST LAP TIME : 1:42.324			DIFFERENCE : 0.283							
LAP	SECTOR 1	SECTOR 2	SECTOR 3	SECTOR 4	SECTOR 5	LAP TIME	MPH	DIFF	TIME OF DAY			
1-		107.0	28.281	13.331	122.2	12.607	27.084	90.6	1:48.774	82.32	6.450	11:17:20.233
2-	22.594	116.3	27.810	13.419	120.9	12.564	27.253	90.9	1:43.640	86.39	1.316	11:19:03.873
3-	22.301	120.6	27.737	13.409	120.4	12.230	26.647	90.1	1:42.324 (1)	87.51		11:20:46.197
4-	22.262	119.8	27.881	13.538	122.2	12.412	26.904	89.8	1:42.997	86.93	0.673	11:22:29.194
5-	22.425	120.6	27.941	13.434	120.9	12.173	27.168	90.4	1:43.141	86.81	0.817	11:24:12.335
6-	22.546	120.4	27.869	13.505	119.6	12.377	26.644	89.8	1:42.941 (3)	86.98	0.617	11:25:55.276
7-	22.904	111.6	28.021	13.561	119.6	12.283	26.629	89.5	1:43.398	86.60	1.074	11:27:38.674
8-	22.586	118.5	27.926	13.545	118.9	12.335	26.611	89.9	1:43.003	86.93	0.679	11:29:21.677
9-	22.635	118.5	27.744	13.718	117.3	12.275	26.538	90.3	1:42.910 (2)	87.01	0.586	11:31:04.587
10-	22.635	116.1	27.753	13.649	117.1	12.361	26.618	89.4	1:43.016	86.92	0.692	11:32:47.603

MCRCB BULLETIN TK334

2024 Bennetts British Superbike Championship - Round 3

2024 R&G British Talent Cup

RACE 2 - SECTOR ANALYSIS



SECTOR 1 = FL to I1, SECTOR 2 = I1 to I2, SECTOR 3 = I2 to I3, SECTOR 4 = I3 to I4, SECTOR 5 = I4 to FL, DIFF = Difference To Personal Best Lap, P = Crossed Finish Line in Pit Lane, D = Time Disallowed

P25 28		Charlie BARNES				Honda - SENCAT Talent Team / Mortimer Racing						
IDEAL LAP TIME : 1:41.899		BEST LAP TIME : 1:42.424				DIFFERENCE : 0.525						
LAP	SECTOR 1	SECTOR 2	SECTOR 3	SECTOR 4	SECTOR 5	LAP TIME	MPH	DIFF	TIME OF DAY			
1-	109.8	28.683	13.345	121.7	12.630	27.109	91.0	1:49.413	81.84	6.989	11:17:20.872	
2-	22.269	115.9	27.678	13.281	122.4	12.579	26.623	90.1	1:42.430 (2)	87.42	0.006	11:19:03.302
3-	22.367	118.9	27.632	13.371	120.0	12.557	26.687	89.5	1:42.614 (3)	87.26	0.190	11:20:45.916
4-	22.291	116.9	27.897	13.724	119.6	12.349	26.843	89.8	1:43.104	86.84	0.680	11:22:29.020
5-	22.261	119.8	27.569	13.415	120.9	12.546	27.148	89.8	1:42.939	86.98	0.515	11:24:11.959
6-	22.167	119.4	27.479	13.420	120.2	12.512	26.846	90.1	1:42.424 (1)	87.42		11:25:54.383
7-	22.526	116.9	27.771	13.436	118.7	12.414	26.645	89.5	1:42.792	87.11	0.368	11:27:37.175
8-	22.465	118.3	27.624	13.656	116.9	12.479	27.028	89.7	1:43.252	86.72	0.828	11:29:20.427
9-	22.311	117.9	27.673	13.631	116.7	12.444	27.197	90.8	1:43.256	86.72	0.832	11:31:03.683
10-	22.313	119.4	28.519	13.891	114.1	16.336	IN PIT		1:48.666 P	82.40	6.242	11:32:52.349

P26 40		Julian CORREA				Honda - Microlise Cresswell Racing						
IDEAL LAP TIME : 1:39.813		BEST LAP TIME : 1:39.860				DIFFERENCE : 0.047						
LAP	SECTOR 1	SECTOR 2	SECTOR 3	SECTOR 4	SECTOR 5	LAP TIME	MPH	DIFF	TIME OF DAY			
1-		120.4	27.195	13.214	121.5	12.065	26.506	90.5	1:44.343	85.81	4.483	11:17:15.802
2-	22.109	118.3	27.206	13.185	122.4	11.928	26.289	89.9	1:40.717	88.90	0.857	11:18:56.519
3-	22.077	119.6	27.095	13.100	120.2	11.963	26.394	91.4	1:40.629	88.98	0.769	11:20:37.148
4-	22.082	119.4	26.871	13.150	121.1	11.979	26.164	90.3	1:40.246	89.32	0.386	11:22:17.394
5-	21.996	119.1	26.794	13.112	120.9	11.785	26.173	90.3	1:39.860 (1)	89.67		11:23:57.254
6-	21.980	119.8	26.804	13.121	121.3	11.822	26.341	89.7	1:40.068 (2)	89.48	0.208	11:25:37.322
7-	22.030	118.9	26.932	13.134	120.0	11.820	26.208	90.1	1:40.124 (3)	89.43	0.264	11:27:17.446

P27 75		Filip SUROWIAK				Honda - Team City Lifting / RS Racing						
IDEAL LAP TIME : 1:39.566		BEST LAP TIME : 1:39.871				DIFFERENCE : 0.305						
LAP	SECTOR 1	SECTOR 2	SECTOR 3	SECTOR 4	SECTOR 5	LAP TIME	MPH	DIFF	TIME OF DAY			
1-	117.5	27.203	13.176	120.0	12.244	26.373	90.6	1:44.105	86.01	4.234	11:17:15.564	
2-	22.271	115.3	27.368	13.227	120.9	12.162	26.272	91.5	1:41.300	88.39	1.429	11:18:56.864
3-	21.941	118.5	27.268	13.031	122.9	12.107	26.250	91.6	1:40.597 (3)	89.01	0.726	11:20:37.461
4-	22.073	117.3	26.801	12.981	124.5	12.214	26.156	91.1	1:40.225 (2)	89.34	0.354	11:22:17.686
5-	21.871	118.9	26.831	13.076	123.3	12.075	26.018	91.1	1:39.871 (1)	89.66		11:23:57.557

MCRCB BULLETIN TK335

2024 Bennetts British Superbike Championship - Round 3

2024 R&G British Talent Cup

RACE 2 - BEST SECTORS

POS	SECTOR 1			SECTOR 2			SECTOR 3			SECTOR 4			SECTOR 5			IDEAL / BEST COMPARISON						
	NO	TIME		NO	TIME		NO	TIME		NO	TIME		NO	TIME		POS	NO	NAME	IDEAL	BEST	DIFF	
																			PERFECT LAP	1:38.953		
1	48	WAL	21.800	29	BRO	26.553	61	MAC	12.893	43	BRI	11.749	43	BRI	25.958	1	43	BRINTON	1:39.149	1:39.379	0.230	
2	43	BRI	21.838	48	WAL	26.598	24	FRO	12.959	40	COR	11.785	75	SUR	26.018	2	29	BROWN	1:39.527	1:39.815	0.288	
3	64	EDM	21.840	43	BRI	26.631	48	WAL	12.970	29	BRO	11.807	24	FRO	26.046	3	75	SUROWIAK	1:39.566	1:39.871	0.305	
4	66	HAR	21.845	75	SUR	26.739	43	BRI	12.973	24	FRO	11.876	40	COR	26.164	4	48	WALKER	1:39.568	1:39.793	0.225	
5	75	SUR	21.857	66	HAR	26.743	75	SUR	12.981	75	SUR	11.971	66	HAR	26.174	5	24	FROST	1:39.638	1:39.823	0.185	
6	24	FRO	21.867	61	MAC	26.794	65	ROW	13.008	64	EDM	11.976	48	WAL	26.193	6	40	CORREA	1:39.813	1:39.860	0.047	
7	7	McC	21.896	40	COR	26.794	66	HAR	13.019	48	WAL	12.007	29	BRO	26.206	7	66	HARRIS	1:39.822	1:40.063	0.241	
8	99	WIL	21.918	7	McC	26.829	29	BRO	13.033	19	McP	12.008	7	McC	26.296	8	7	McCABE	1:40.072	1:40.680	0.608	
9	29	BRO	21.928	71	GOO	26.886	7	McC	13.033	7	McC	12.018	88	FOS	26.307	9	61	MACKAY	1:40.198	1:40.713	0.515	
10	61	MAC	21.938	67	BOW	26.887	76	HUN	13.033	66	HAR	12.041	67	BOW	26.317	10	64	EDMUNDS	1:40.359	1:40.482	0.123	
11	65	ROW	21.938	24	FRO	26.890	64	EDM	13.035	2	BAN	12.075	99	WIL	26.372	11	67	BOWES	1:40.401	1:40.794	0.393	
12	88	FOS	21.959	65	ROW	26.913	67	BOW	13.050	71	GOO	12.094	61	MAC	26.392	12	99	WILLIS	1:40.560	1:40.989	0.429	
13	40	COR	21.980	99	WIL	27.002	88	FOS	13.052	91	RAY	12.140	19	McP	26.455	13	65	ROWAN	1:40.739	1:41.086	0.347	
14	67	BOW	21.993	64	EDM	27.029	71	GOO	13.053	99	WIL	12.152	33	BAN	26.465	14	19	McPHEE	1:40.746	1:40.926	0.180	
15	76	HUN	22.028	19	McP	27.060	2	BAN	13.058	67	BOW	12.154	91	RAY	26.473	15	88	FOSTER	1:40.753	1:41.300	0.547	
16	19	McP	22.065	76	HUN	27.061	40	COR	13.090	76	HUN	12.158	64	EDM	26.479	16	71	GOODMAN	1:40.792	1:41.127	0.335	
17	71	GOO	22.121	14	HAR	27.108	14	HAR	13.099	42	JOL	12.169	14	HAR	26.517	17	76	HUNTINGFORD	1:40.822	1:41.349	0.527	
18	2	BAN	22.167	2	BAN	27.111	72	MUN	13.101	16	BUR	12.173	16	BUR	26.538	18	2	BANNISTER	1:40.969	1:41.253	0.284	
19	28	BAR	22.167	88	FOS	27.187	91	RAY	13.104	61	MAC	12.181	76	HUN	26.542	19	91	RAYMOND Jnr	1:41.174	1:41.408	0.234	
20	72	MUN	22.177	72	MUN	27.201	99	WIL	13.116	88	FOS	12.248	2	BAN	26.558	20	14	HARRIS	1:41.307	1:42.002	0.695	
21	91	RAY	22.190	12	KIN	27.226	42	JOL	13.153	72	MUN	12.253	42	JOL	26.565	21	72	MUNSON	1:41.490	1:42.118	0.628	
22	33	BAN	22.221	91	RAY	27.267	19	McP	13.158	65	ROW	12.275	65	ROW	26.605	22	42	JOLLIFFE	1:41.598	1:42.293	0.695	
23	16	BUR	22.262	42	JOL	27.350	33	BAN	13.253	14	HAR	12.282	28	BAR	26.623	23	33	BANISH	1:41.706	1:42.511	0.805	
24	14	HAR	22.301	28	BAR	27.479	28	BAR	13.281	12	KIN	12.284	71	GOO	26.638	24	12	KING	1:41.879	1:42.689	0.810	
25	42	JOL	22.361	33	BAN	27.481	12	KIN	13.285	33	BAN	12.286	12	KIN	26.708	25	28	BARNES	1:41.899	1:42.424	0.525	
26	12	KIN	22.376	16	BUR	27.737	90	DIV	13.293	28	BAR	12.349	72	MUN	26.758	26	16	BURROWS	1:42.041	1:42.324	0.283	
27	90	DIV	22.598	90	DIV	28.084	16	BUR	13.331	90	DIV	12.774	90	DIV	26.868	27	90	DIVINE	1:43.617	1:43.753	0.136	
28																						

MCRCB BULLETIN TK336**2024 Bennetts British Superbike Championship - Round 3****2024 R&G British Talent Cup****RACE 2 - BEST SPEEDS**

POS	INTERMEDIATE 1		INTERMEDIATE 2		INTERMEDIATE 3		INTERMEDIATE 4		FINISH LINE	
	NO	NAME MPH	NO	NAME MPH	NO	NAME MPH	NO	NAME MPH	NO	NAME MPH
1	99	WILLIS 123.1			24	FROST 124.9			24	FROST 92.8
2	65	ROWAN 122.9			67	BOWES 124.7			91	RAYMOND Jnr 92.4
3	67	BOWES 122.2			65	ROWAN 124.5			66	HARRIS 92.3
4	29	BROWN 122.0			75	SUROWIAK 124.5			99	WILLIS 92.0
5	64	EDMUNDS 121.7			43	BRINTON 124.2			64	EDMUNDS 91.9
6	7	McCABE 121.7			48	WALKER 124.0			61	MACKAY 91.8
7	66	HARRIS 121.1			99	WILLIS 124.0			67	BOWES 91.6
8	71	GOODMAN 120.9			14	HARRIS 124.0			75	SUROWIAK 91.6
9	24	FROST 120.6			91	RAYMOND Jnr 123.8			88	FOSTER 91.5
10	42	JOLLIFFE 120.6			66	HARRIS 123.5			43	BRINTON 91.4
11	16	BURROWS 120.6			42	JOLLIFFE 123.5			40	CORREA 91.4
12	43	BRINTON 120.4			76	HUNTINGFORD 123.3			14	HARRIS 91.3
13	2	BANNISTER 120.4			72	MUNSON 123.3			48	WALKER 91.1
14	40	CORREA 120.4			33	BANISH 123.3			28	BARNES 91.0
15	48	WALKER 120.2			61	MACKAY 123.1			76	HUNTINGFORD 90.9
16	91	RAYMOND Jnr 120.2			64	EDMUNDS 122.9			65	ROWAN 90.9
17	19	McPHEE 120.0			19	McPHEE 122.6			16	BURROWS 90.9
18	76	HUNTINGFORD 120.0			71	GOODMAN 122.6			72	MUNSON 90.8
19	12	KING 120.0			28	BARNES 122.4			33	BANISH 90.8
20	72	MUNSON 119.8			40	CORREA 122.4			7	McCABE 90.6
21	28	BARNES 119.8			29	BROWN 122.2			42	JOLLIFFE 90.4
22	75	SUROWIAK 119.1			7	McCABE 122.2			29	BROWN 90.1
23	33	BANISH 118.9			2	BANNISTER 122.2			71	GOODMAN 90.1
24	61	MACKAY 117.5			16	BURROWS 122.2			2	BANNISTER 90.1
25	14	HARRIS 116.3			88	FOSTER 121.7			19	McPHEE 89.9
26	88	FOSTER 115.7			90	DIVINE 121.1			12	KING 89.7
27	90	DIVINE 115.7			12	KING 119.6			90	DIVINE 89.7
28										

MCRCB BULLETIN TK337

2024 Bennetts British Superbike Championship - Round 3

2024 R&G British Talent Cup

RACE 2 - STATISTICS

Competitors Started	28
Planned Start	2024-05-19 @ 11:15:00.000
Actual Start	2024-05-19 @ 11:15:31.458
Finish Time	2024-05-19 @ 11:32:47.702
Track Length	2.4873mi.
Total Laps	272
Total Distance Covered	676.5588mi.

Session Fastest Lap History

NO	NAME	LAP TIME	TIME OF DAY	LAP	VEHICLE
40	Julian CORREA	1:40.717	11:18:56.519	2	Honda
29	Lucas BROWN	1:40.469	11:18:56.589	2	Honda
43	Amanuel BRINTON	1:40.417	11:18:56.751	2	Honda
48	Ollie WALKER	1:40.284	11:20:39.016	3	Honda
40	Julian CORREA	1:40.246	11:22:17.394	4	Honda
43	Amanuel BRINTON	1:40.225	11:22:17.521	4	Honda
40	Julian CORREA	1:39.860	11:23:57.254	5	Honda
43	Amanuel BRINTON	1:39.818	11:23:57.339	5	Honda
29	Lucas BROWN	1:39.815	11:28:57.666	8	Honda
43	Amanuel BRINTON	1:39.379	11:28:58.437	8	Honda

Session Leader History

NO	NAME	FROM LAP	LAPS LED	DISTANCE	VEHICLE
75	Filip SUROWIAK	1	1	2.44 miles	Honda
40	Julian CORREA	2	1	2.48 miles	Honda
29	Lucas BROWN	3	1	2.48 miles	Honda
40	Julian CORREA	4	4	9.94 miles	Honda
29	Lucas BROWN	8	1	2.48 miles	Honda
43	Amanuel BRINTON	9	1	2.48 miles	Honda
24	Ryan FROST	10	2	4.97 miles	Honda

Flag History

TYPE	TIME OF DAY
GREEN	11:15:31.458
FINISH	11:32:47.702

Flag Statistics

TYPE	COUNT	TOTAL LAPS	TOTAL TIME
Green	1	11	21:06.424
Red	0	0	0.000
Safety Car	0	0	0.000
FCY	0	0	0.000

MCRCB BULLETIN TK338

2024 Bennetts British Superbike Championship - Round 3

2024 R&G British Talent Cup

RACE 2 - SESSION NOTES

TIME	MESSAGE
11:03:02	PITLANE OPEN
11:04:05	NO.88 STOPPED TECHNICAL PROBLEM - REDGATE
11:05:56	PITLANE OPEN
11:08:03	PITLANE CLOSED
11:08:08	5 MINUTES TO WARM UP LAP
11:10:01	3 MINUTES TO WARM UP LAP
11:12:02	1 MINUTE TO WARM UP LAP
11:12:34	30 SECONDS TO WARM UP LAP
11:12:49	GREEN FLAG - WARM UP LAP
11:14:46	RACE START
11:15:58	NO JUMP STARTS
11:18:57	#
11:20:35	NO. 90 - COURSE CUT T9/10
11:24:31	# 16 TRACK LIMITS WARNING
11:26:01	NO.75 FALLER AT T12 GODDARDS - RIDER OK
11:26:48	LONG LAP NO. 40
11:27:02	CONTACT CAUSING A CRASH
11:28:54	NO.40 FALLER AT T11 MELBOURNE HAIRPIN - RIDER OK
11:28:55	UPDATE: NO.75 TO MEDICAL CENTRE
11:30:42	TWO THIRDS DISTANCE COMPLETED
11:33:02	NO.28 ENTERED PITS
11:34:44	NO.16 FALLER AT T8 COPPICE - RIDER TO MEDICAL CENTRE
11:35:08	RESULT DECLARED
11:35:22	

MCRCB BULLETIN TK339

2024 Bennetts British Superbike Championship - Round 3

2024 R&G British Talent Cup

RACE 2 - WEATHER CONDITIONS

